

# MISSISSIPPI STATE



**FIGHT** FOR  
**MISSISSIPPI STATE**

**GABE  
JACKSON**  
Senior Offensive Lineman

**TYLER  
RUSSELL**  
Senior Quarterback

**LaDARIUS  
PERKINS**  
Senior Running Back

**DENICO  
AUTRY**  
Senior Defensive Lineman

**JACKSON STATE** – All-American DB Darius Slay opened the 2012 season with a 52-yard interception return for a touchdown as the Bulldogs routed Jackson State in the season opener by a score of 56-9.

**AUBURN** – Marcus Green was named John Mackey National Tight End of the Week after reeling in four catches for 54 yards and two touchdowns en route to a 28-10 victory over Auburn.

**TROY** – All-SEC WR Chad Bumphis became the first Bulldog since 1969 to haul in a school-record tying three touchdown passes, recording a career-best 180 receiving yards in a 30-24 triumph at Troy.

**SOUTH ALABAMA** – Safety Nickoe Whitley tallied a career-long 66-yard interception return as MSU moved to 4-0 thanks to a 30-10 win against South Alabama at Davis Wade Stadium.

**KENTUCKY** – All-SEC performer LaDarius Perkins rushed for 110 yards and a score in the victorious 27-14 SEC road contest at Kentucky, becoming one of four FBS running backs with a rushing touchdown in each of his first five games of 2012.

# 2012 SEASON HIGHLIGHTS

**TENNESSEE** – Mackey Award Watch List TE Malcolm Johnson sealed the deal in a 41-31 home win against Tennessee with a spectacular one-handed touchdown reception with nine seconds left, as the Bulldogs moved to 6-0 on the year.

**MTSU** – All-American DB Johnthan Banks tied Walt Harris' 17-year-old school record with his 16th career interception as the Bulldogs moved to 7-0 for just the second time in the 113-year history of the program (1999).

**ALABAMA** – Robert Johnson caught a team-high four passes and a touchdown in front of 101,821 Alabama fans Oct. 27 in Tuscaloosa.

**TEXAS A&M** – Freshman All-American Benardrick McKinney made a career-high 14 tackles against Heisman Trophy Winner Johnny Manziel and Texas A&M in the Nov. 3 Snow Bowl Reunion.

**LSU** – Maxwell Award Watch List QB Tyler Russell set career highs in passing yardage (295) and completions (26) in Death Valley, breaking the single-season school record with his 17th touchdown pass of 2012.

**ARKANSAS** – All-American LG Gabe Jackson helped MSU rush for 203 yards and two scores in a 45-14 rout of Arkansas on Senior Day in Starkville.

**NORTHWESTERN** – Denico Autry finished his incredible second half of the season with five tackles and an interception in the Bulldogs' third-straight bowl appearance.

**OLE MISS** – All-SEC kick returner Jameon Lewis' 100-yard kickoff return for a touchdown was the longest play in the 109-year history of the Egg Bowl.

**JIM THORPE AWARD** – Johnthan Banks became the first player in the 113-year history of the program to capture a national award, winning the Jim Thorpe Award as the nation's top defensive back.





Table of Contents .....	1
Mississippi State Quick Facts .....	2
2013 Schedule .....	2

## General Information

Media Information.....	3-5
President Dr. Mark Keenum .....	6
Director of Athletics Scott Stricklin .....	7

## The 2013 Bulldogs

Honors.....	8
Numerical Roster .....	9-10
Alphabetical Roster.....	11-12
Depth Chart.....	13
Roster Breakdown .....	14
Player Bios .....	15-47
Newcomers / Signees.....	48-50

## The Coaches

Head Coach Dan Mullen .....	51-55
Assistant Coaches .....	56-66

## 2012 Season Recap

Season Statistics.....	67-70
Game-By-Game Starters .....	71
Career Games Played .....	72
Participation .....	73-74
Offensive and Defensive Drive Charts ..	75-76
Team Game-By-Game Stats .....	77
Individual Game-By-Game Stats.....	78
Long Plays .....	79
Last Time.....	80-82

## Mississippi State Football History

All-Time Results .....	83-89
Homecoming / Year-by-Year Records .....	90
Conference Records .....	91
Television Records.....	92
Miscellaneous Records.....	93
Streaks.....	94
Series Records.....	95-101
All-Time Assistant Coaches.....	101-102
Letterwinners .....	103-110
Honors.....	111-114
Bulldogs in the NFL.....	115-117

## Team Records

Season Records.....	118-120
Game Records.....	121-123

## Individual Records

Career Records .....	124-127
Season Records.....	128-134
Single-Game Records.....	135-139

## Stadium Records

Attendance / Home Field Records.....	140
--------------------------------------	-----

## Bowl History

Bowl History .....	141
Bowl Records.....	142-143
Bowl Game Recaps .....	144-159

## Expansion and Renovation

Davis Wade Stadium.....	160
-------------------------	-----



# QUICK FACTS

GENERAL INFO

## GENERAL INFORMATION

Location	Starkville, Mississippi
Founded	February 28, 1878
Nickname	Bulldogs
Enrollment	20,500
President	Dr. Mark Keenum
Faculty Athletics Representative	Dr. Steven Turner
Conference	Southeastern (West)
Colors	Maroon and White
Print Color	Maroon - PMS 202
Stadium	Davis Wade Stadium at Scott Field
Constructed	1914
Capacity	55,082
Playing Surface	Hybrid Bermuda Grass (Certified Tifway 419)

2013 BULLDOGS

COACHES

## DEPARTMENT OF ATHLETICS

Director of Athletics	Scott Stricklin
Executive Associate AD/Internal Operations, CFO	Duncan McKenzie
Sr. Associate AD/Compliance	Bracky Brett
Sr. Associate AD/Women's Sports, Student-Athlete Services	Ann Carr
Sr. Associate AD/Development	Bo Hemphill
Sr. Associate AD/Administration	Mike Nemeth
Sr. Associate AD/Bulldog Club, Ticket Operations	Mike Richey
Sr. Associate AD/External Affairs	Scott Wetherbee

2012 SEASON RECAP

## COACHING STAFF

Head Coach	Dan Mullen (Ursinus College, 1994)
Record at Mississippi State	29-22, Fifth Season
Career Record	Same
Twitter	@CoachDanMullen

### Assistant Coaches

Les Koenning (@LesKoenning)	Offensive Coordinator/Quarterbacks
Geoff Collins (@CoachCollins)	Defensive Coordinator/Linebackers
Tony Hughes (@CoachTonyHughes)	Asst. HC/Recruiting Coordinator/Safeties
Billy Gonzales (@CoachBillyG)	Wide Receivers
John Hevesy (@CoachHevesy)	Running Game Coordinator/Offensive Line
Greg Knox (@CoachKnox_MSU)	Running Backs
Scott Sallach (@CoachSallach)	Tight Ends
Deshea Townsend (@DesheaTownsend)	Cornerbacks
David Turner (@CoachDT48)	Defensive Line

### Graduate Assistants

Brett Elliott	Offensive Quality Control
Joey Fitzgerald	Offensive Graduate Assistant
Bryan Hahnfeldt	Defensive Graduate Assistant
Ryan McNamara	Defensive Quality Control
James Vallano	Administrative Graduate Assistant
Will Windham	Defensive Graduate Assistant
Floyd Womack	Offensive Graduate Assistant

### Support Staff

Matt Balis	Head Strength Coach
Jon Clark	Assistant AD/Football Operations
Lee Davis	Football Recruiting Specialist
Brock Dulaney	Coord. of Film & Computing Services
Rockey Felker	Director of Player Personnel
Justin Gremillion	Athletic Trainer
Phil Silva	Equipment Manager
Niel Stopczynski	Assistant Recruiting Coordinator

INDIVIDUAL RECORDS

STADIUM RECORDS

## FOOTBALL INFORMATION

2012 Overall Record	8-5
2012 SEC Record/Finish	4-4/4th (West)
Bowl	Gator
Offensive System	Spread (Multiple)
Defensive System	4-3 / Multiple

BOWLS

## MEDIA RELATIONS

### Football Contacts:

Joe Galbraith (@JoeState)	Assistant AD / Media Relations
TBA	Secondary Football Contact

### Staff:

Scott Wetherbee (@ScottWetherbee)	Sr. Associate AD
John R. Cade (@JRCade)	Assistant AD
Gregg Ellis (@MSUHoopsGregg)	Assistant Director
Kyle Niblett (@KyleNiblett)	Assistant Director
Brock Turnipseed (@BrockT_MSU)	Assistant Director
Diane Keith	Administrative Secretary

## RADIO NETWORK

Company Name	Learfield Sports
Contact	Don Williams
Play by Play	Jim Ellis
Color Analyst	Matt Wyatt
Sideline Reporter	John Corroero
Pre/Postgame	Bart Gregory and Matt Wyatt

## 2013 FOOTBALL SCHEDULE

Aug. 31	vs. Oklahoma State	Houston, Texas
Sept. 7	ALCORN STATE	DAVIS WADE STADIUM
Sept. 14	* at Auburn	Auburn, Ala.
Sept. 21	TROY	DAVIS WADE STADIUM
Oct. 5	* LSU	DAVIS WADE STADIUM
Oct. 12	BOWLING GREEN	DAVIS WADE STADIUM
Oct. 24	* KENTUCKY [Thu.] (ESPN)	DAVIS WADE STADIUM
Nov. 2	* at South Carolina	Columbia, S.C.
Nov. 9	* at Texas A&M	College Station, Texas
Nov. 16	* ALABAMA	DAVIS WADE STADIUM
Nov. 23	* at Arkansas	Little Rock, Ark.
Nov. 28	* OLE MISS [Thu.] (ESPN)	DAVIS WADE STADIUM

Home Games In CAPS

\* Southeastern Conference games

## RETURNING STARTERS

### Offense (6)

OT Blaine Clausell (6-7, 310, Jr.)
C Dillon Day (6-4, 300, Jr.)
OG Gabe Jackson (6-4, 335, Sr.)
RB LaDarius Perkins (5-10, 195, Sr.)
QB Tyler Russell (6-4, 220, Sr.)
OT Charles Siddoway (6-7, 305, Sr.)

### Defense (6)

DE Denico Autry (6-6, 265, Sr.)
DE Kaleb Eulls (6-4, 290, Jr.)
LB Benardrick McKinney (6-5, 235, So.)
LB Deonte Skinner (6-2, 250, Sr.)
LB Matt Wells (6-2, 215, Jr.)
S Nickoe Whitley (6-1, 205, Sr.)

### Specialists (2)

K Devon Bell (6-2, 195, So.)
P Baker Swedenberg (6-0, 205, Sr.)

## CREDITS

The 2013 Mississippi State Football Media Guide is a publication of the Mississippi State Athletic Department. It was written, edited and compiled by Kyle Niblett of the Mississippi State Athletic Media Relations Department. Editorial assistance by Joe Galbraith. Cover and background design by John Schaffhauser of Madison, Miss.

Research:	Kirk Downs Robbie Faulk Hunter Richardson Tyson Rodgers Lee VanHorn
Photography:	Russ Houston (MSU University Relations) Mansel Guerry David Lann Bill Simmonds Bob Smith John R. Cade
Printing:	Interstate (Mobile, Ala.)

## MSU ATHLETIC MEDIA RELATIONS

Phone ..... (662) 325-2703  
 Fax ..... (662) 325-2563  
 Website..... HailState.com  
 Mailing Address  
 P.O. Box 5308  
 Mississippi State, MS 39762  
 Overnight Address  
 Bryan Building  
 Lakeview Drive  
 Mississippi State, MS 39762

## MSU FOOTBALL CONTACTS

Joe Galbraith, Assistant Athletic Director for Media Relations  
 jgalbraith@athletics.msstate.edu  
 Office: (662) 325-0967 • Cell: (662) 418-3970  
 TBA, Secondary Football Contact

## OTHER IMPORTANT PHONE NUMBERS

Davis Wade Stadium at Scott Field Press Box ..... (662) 325-3776  
 MSU Football Office..... (662) 325-2534  
 MSU Television Center..... (662) 325-1332  
 MSU Athletic Ticket Office..... (662) 325-2600  
 MSU Athletic Director's Office ..... (662) 325-8082  
 Bulldog Club ..... (662) 325-3074  
 University Information ..... (662) 325-2323

## PRESEASON MEDIA CONFERENCE

Mississippi State will hold its annual preseason media conference prior to the start of the season at the Leo Seal Jr. Football Complex on the third floor. Head Coach Dan Mullen will address the media and take questions, after which selected players will be available for interview purposes in the Leo Seal Jr. Football Complex. Contact the MSU Athletic Media Relations Office for specific player requests.

## DAN MULLEN INTERVIEWS

All interviews with Head Coach Dan Mullen should be directed through the MSU Athletic Media Relations office. Please contact Joe Galbraith at 662-325-2703 or via email to arrange an interview time.

Coach Mullen has three scheduled interview opportunities during game-week and media representatives are encouraged to make use of these question-and-answer situations. Mullen is also generally available after practice, but media members must coordinate those opportunities through the MSU Athletic Media Relations Office.

## SUNDAY TELECONFERENCE (MSU - Begins Sept. 1)

MSU will conduct a Sunday teleconference with Coach Mullen at 12:00 noon (CT). This is generally a 30-minute conference call that reviews the previous week's game; however, the upcoming game's media is encouraged to use this opportunity to speak to the MSU head coach. Contact the MSU Media Relations office for the teleconference number.

## MONDAY PRESS CONFERENCE (MSU - Begins Aug. 26)

Coach Mullen will conduct a weekly media conference each Monday prior to an MSU game. The conference will be conducted at the Leo Seal Jr. Football Complex. Coach Mullen's press conference begins at 1:00 p.m. (CT). Selected players will be available following Mullen's presentation (at approximately 1:30 p.m.). To request specific players, media members must contact the media relations office by 3:00 p.m. the Sunday preceding each respective media conference.

## WEDNESDAY TELECONFERENCE (SEC - Begins Aug. 28)

Coach Mullen will join the league's other 13 coaches on the SEC's Wednesday teleconference. Coach Mullen's 10-minute segment is scheduled from 11:50 a.m.-12 p.m. (CT). The teleconference phone number can be obtained by calling the SEC or the MSU Media Relations Office. The SEC provides an archived copy of the teleconference at [www.secsports.com](http://www.secsports.com) for media replay.

## WEEKLY PLAYER INTERVIEWS

Interviews with our players are encouraged; however, all interviews must be arranged through the Athletic Media Relations Office. This policy facilitates the orderly scheduling and completion of the desired interview. During game week, all player interviews need to be arranged at least 24 hours in advance. Please coordinate all requests with the MSU Athletic Media Relations office.

Players will be available at the press conference. No freshmen or transfers will be available to media until at least after the season-opening game.

MSU Athletic Media Relations will not supply the media home or cellular telephone numbers for Bulldog student-athletes. Likewise, training room, locker room and apartment/dormitory areas are considered private player areas and are off-limits to the media.

## PRACTICE COVERAGE

Select preseason practices will be open to media and the public, including videographers and photographers. All media members are encouraged to gather all practice footage needed at these open practice sessions. Unless otherwise announced, all other practice times will be closed to the media. On occasion, practice footage will be available via FTP.

Contact the MSU Athletic Media Relations office to arrange any requests of assistant coaches.

## MSU ON THE INTERNET

Visit the official Mississippi State Athletics home page on the Internet at HailState.com. The site provides updated statistics, game notes and other pertinent football information to visitors as well as live statistics and audio links for all of MSU's football games.

An abbreviated transcription of Head Coach Dan Mullen's Monday press conference each week is available on MSU's athletic website. The site carries Mullen's Monday press conference live for media members who subscribe to the site and cannot attend the conference in person. The website also covers selected preseason and game-week football practices, including post-practice interviews with the Bulldogs' head coach.

The site also offers up-to-date information on all of State's 16 varsity sports, including schedules and results, player and coach biographies as well as the latest news from the Mississippi State athletic program. Links to the NCAA, the Southeastern Conference and the other 13 SEC schools are also provided.

## MEDIA WILL CALL

A media will call window will be operated on game days at the Davis Wade Stadium at Scott Field Ticket Office (south end zone) for the distribution of credentials which have not been mailed. Proper ID will be required.

## MEDIA PARKING

A limited number of season and individual-game parking spaces reserved for the media are available near Davis Wade Stadium at Scott Field. Requests for media parking passes should be specified with credential requests. Due to space limitations, no motorhomes, campers or oversized vehicles will be permitted in media parking. Parking pass requests for satellite trucks should be made at least one week in advance.

## REAL-TIME INTERNET POLICY

Mississippi State retains the rights to the distribution of play-by-play, drive-by-drive, statistical material and photographs of Mississippi State football during and following game action, just as it retains the rights to the video and audio description of game action. All rights to the dissemination of audio, video and real-time material is granted on a contractual basis only. Failure to abide by these restrictions may result in revocation of press credentials.



# MEDIA INFORMATION

GENERAL INFO

2013 BULLDOGS

COACHES

2012 SEASON  
RECAP

FOOTBALL  
HISTORY

TEAM RECORDS

INDIVIDUAL  
RECORDS

STADIUM  
RECORDS

BOWLS

## MISSISSIPPI STATE FOOTBALL WEEKLY MEDIA OPPORTUNITIES

SUNDAY	MONDAY	TUESDAY	WEDNESDAY	THURSDAY	FRIDAY	SATURDAY
12 noon — Head Coach Teleconference	1 p.m. — Press Conference (Leo Seal Jr. Football Complex)  Requested players available following Mullen  4 p.m. — Practice - Closed	4 p.m. — Practice - Closed  6:00 p.m. — Mullen, players available post-practice	11:30 a.m. — Mullen on SEC Teleconference  4 p.m. — Practice - Closed	4 p.m. — Practice - Closed  7 p.m. — Mullen Radio Show	No Media Opportunities	Gameday  Postgame Mullen and selected players available following game in M-Club interview area.

### MEDIA CREDENTIALS

Arrangements for media credentials for Mississippi State's seven home football games in 2013 must be made through the MSU Athletic Media Relations Office. Requests by accredited media members should be made through the SportsSystems online credentialing system. Please contact the MSU Athletic Media Relations office for any further questions.

Priority for the issuance of credentials will be given to daily newspapers, radio stations and television stations which cover MSU football on a regular basis. Due to space limitations, weekly publications, non-broadcasting radio representatives and online services may not be granted credentials. Student publications, radio stations and websites that do not regularly cover MSU or its opponent, will be limited to one working media credential and/or one sideline photo pass, if applicable. Other credential requests will be filled on a space-available basis. Non-working spouses, dates, relatives, non-workers and anyone 16 years of age or younger are not permitted in the press box. Media credential holders who violate this policy risk forfeiture of future credentials. Media credentials must be requested at least 48 hours prior to the requested game.

Media credential holders in the press box who are not actively covering the game, or credential wearers on the sideline who are not on assignment, will be asked to leave those respective areas. Press box or sideline security will be contacted should the credential wearer not comply. Credentials used in an unauthorized manner will be revoked immediately, and news organizations who allow credentials to fall into improper hands will have the credentials revoked for the remainder of the year or the succeeding year, at the university's discretion.

### PHOTOGRAPHERS/VIDEOGRAPHERS

MSU follows the guidelines established by the NCAA Communications Committee and the SEC regarding sideline control to insure the sideline is a working media area. The following guidelines are adhered to:

- 1) Each photographer is required to wear a photo vest.
- 2) Photo vests must be secured at the photographer's credential pickup, at the base of the media elevator at Davis Wade Stadium at Scott Field. Display the photo credential to the media relations representative there and receive a photo vest with a corresponding number. Both the credential and the photo vest must be worn on the field.
- 3) After kickoff, no photographers are permitted in the bench area, on the playing field, or in the 12-foot area between the photo limit line and sideline.
- 4) In accordance with NCAA policies, no freelance photographers will be credentialed.
- 5) Cutline writers, messengers and equipment carriers are not permitted in the sideline photo vest area. Photo assistants or others holding a "sideline" pass must remain out of the photo area immediately adjacent to the playing field. This will insure that photographers/videographers have the appropriate working area.
- 6) Tripods are not permitted in the sideline photo vest area. Monopods are permissible.
- 7) The areas behind the team benches are considered bench areas and are to be used only for the passage between the north and south sidelines. This area may not be used as a photo zone.

### POSTGAME INTERVIEWS

Mississippi State officials will recognize the NCAA's 10-minute cooling-off period following each MSU game this season, home and away. Head Coach Dan Mullen and selected players will be available for postgame interview purposes following each game on the second floor of the Seal M-Club Center at the south end of Davis Wade Stadium at Scott Field. MSU players may not be approached on the field following games for interviews.

Mullen's portion of the press conference may also be viewed in the press box on the MSU TV Center channel on press box television monitors.

The visiting head coach and players will be available following the cooling-off period in the interview room adjacent to the visitor's locker room. This media opportunity will be coordinated by the visiting SID and Mississippi State Media Relations personnel.



The Robert M. Hartley Press Box, named for longtime Mississippi State Sports Information Director and administrator Bob Hartley, is located on the 200 level of the west side of Davis Wade Stadium. To access the press box, enter Gate 5 on the west side of Davis Wade Stadium and take the media elevator to Level 2.

## PRESS BOX SERVICES

MSU provides ample work space in the 144-seat Robert M. Hartley Press Box for members of the print media as well as booth accommodations for radio networks and originating telecasts. Postgame work space is available in both the open-air seating area of the press box or in the climate-controlled work area adjacent to the seating area.

## STATISTICS

Complete individual and team stats, play-by-play and postgame quotes will be available to the media following each game. One hour prior to kickoff, media packets containing a game program, flipcard, updated stats and game notes will be distributed in the media working area.

An internal public address system will provide updated notes and information during the game. A postgame fax service is also available upon request.

## TELEPHONES

A limited number of telephones are available for media use in the press box on a first-come, first-served basis. Private lines are recommended for those working under tight deadlines and may be ordered through BellSouth (1-800-622-0644 [out of state] or 662-557-6000 [in Mississippi]). Instruct BellSouth personnel to install the line in the press box at Scott Field, B.S. Hood Drive, on the MSU campus.

Please notify the Media Relations office when ordering private lines so that phone line installation and seat location can be coordinated.

## ETHERNET/WIRELESS CONNECTIVITY

A limited number of Ethernet connections are available for photographic transmission in the climate-controlled area of the press box. These connections are assigned on a first-come, first-served basis to photographers requesting the service. All Ethernet lines are NOT reserved by any media entity and may be shared when not in use.

The press box is equipped with wireless internet access. To gain access to the wireless internet, media members should look for the password posted around the press box.

## MEALS

A pregame meal is served in the Robert M. Hartley Press Box beginning approximately two hours before kickoff with a light snack available in the press box at halftime. A stub on your credential, or a season pass is required for the pre-game meal.



# UNIVERSITY PRESIDENT

GENERAL INFO

2013 BULLDOGS

COACHES

2012 SEASON RECAP

FOOTBALL HISTORY

TEAM RECORDS

INDIVIDUAL RECORDS

STADIUM RECORDS

BOWLS



## DR. MARK KEENUM

University President

Mississippi State, 1984



Dr. Mark Everett Keenum became Mississippi State's 19th president Jan. 5, 2009, following a distinguished public service career.

Despite difficult economic times, Dr. Keenum has guided Mississippi State to new heights. His quick action to address budget shortfalls put the university in position to meet those challenges and maintain the highest level of academic excellence. The university has experienced record enrollment growth, which includes students with the highest ACT average of any university in our state. Increased enrollment has also spurred new construction on campus, with two new residence halls completed and opened this past August. The Mize Pavilion, a state-of-the-art basketball practice facility, was dedicated in 2011. Plans in the immediate future include construction of another new residence hall, a new classroom building and renovation of historic Lee Hall. The Leo W. Seal Jr. Football Complex was completed in Jan. 2013, and Davis Wade Stadium expansion is projected to be complete by August 2014.

Since 2009, fundraising has reached all-time record levels. Giving by alumni and friends has surpassed \$290 million over that period, including the highly successful StatePride initiative that is providing scholarships for students and support for MSU faculty.

Dr. Keenum has also been instrumental in expanding the MSU Promise Program, which provides need-based scholarship assistance to Mississippi students whose families have limited financial means. Through the Sonny Montgomery Center for America's Veterans, he has also led initiatives to make Mississippi State one of the most veteran-friendly universities in the nation.

Mississippi State has strengthened its role as the flagship research university in the state. The Carnegie Foundation for the Advancement of Teaching classified MSU as a university with "very high research activity," the only such designation in Mississippi. Dr. Keenum travels frequently to Washington, D.C., meeting with Congressional leaders and federal agency heads to pursue research opportunities and broaden the university's influence on the national level. He has also worked closely with the governor, lieutenant governor and Mississippi Legislature in support of higher education in our state.

A graduate of Mississippi State University with degrees in agricultural economics, Dr. Keenum began his career at MSU as a faculty member with the Extension Service and the Department of Agricultural Economics. He went on to serve as chief of staff to U.S. Senator Thad Cochran in Washington, DC and was Under Secretary of the United States Department of Agriculture prior to returning home to Mississippi State.

He graduated from Corinth (Miss.) High School, earned an associate of arts degree from Northeast Mississippi Community College in Booneville and was a member of the Northeast Tigers football team.

Dr. Keenum is married to the former Rhonda Newman of Booneville, also an MSU graduate. They have four children: Rett, Mary Phillips, Katie and Torie.

### PROFESSIONAL EXPERIENCE

2009-	University President - Mississippi State University
2006-2008	U.S. Under Secretary Farm and Foreign Agricultural Services - Washington, D.C.
1997-2006	Adjunct Professor Department of Agricultural Economics - Mississippi State University
1996-2006	Chief of Staff Senator Thad Cochran - Washington, D.C.
1989-1996	Legislative Assistant - Agricultural and Natural Resources Senator Thad Cochran - Washington, D.C.
1987-1988	Assistant Professor/Economist Department of Agricultural Economics - Mississippi State University
1988	Ph.D. in Agricultural Economics - Mississippi State University
1986	Research Associate Mississippi Agricultural & Forestry Experiment Station - Mississippi State
1984	Marketing Specialist Mississippi Cooperative Extension Service - Mississippi State University
1983-84	M.A. Degree in Agricultural Economics Mississippi State University
1983-84	Teaching/Research Assistant Department of Agricultural Economics - Mississippi State University

### PERSONAL INFORMATION

**Birthplace:** Starkville, Miss.

**Hometown:** Corinth, Miss.

**Family:** Wife Rhonda; son Rett and daughters Torie, Katie and Mary Phillips



## SCOTT STRICKLIN

Director of Athletics

Mississippi State, 1992



Using more than two decades of intercollegiate experience in communications, development and marketing, Scott Stricklin has built a wave of momentum within the Mississippi State fan base over during his tenure as the director of athletics.

From his first day on the job as Mississippi State's Athletic Director in May 2010, Stricklin, integrating the department's three foundations of focus on student-athletes, possessing great integrity and aggressively promoting Mississippi State University, has overseen a stretch in which the Bulldogs enjoyed both on and off the field successes unparalleled in more than a decade. During the 2012-13 year, Mississippi State athletics posted its highest-ever finish in the Learfield Sports Directors' Cup, placing 49th overall.

The Bulldog football team has advanced to bowl play each of the last three seasons. Record attendance, including a streak of more than 20-consecutive sellouts, has prompted a \$75 million renovation and expansion of Davis Wade Stadium. The football program has recently moved into the \$25 million Leo W. Seal, Jr. Football Complex.

Spring sports, including baseball, softball, men's and women's golf and track and field have each excelled and advanced to NCAA postseason play under Stricklin's guidance. In the 2012-13 academic year, 10 Mississippi State sports advanced to NCAA postseason play with six earning Top-25 rankings during the season.

Stricklin has overseen coaching changes in men's and women's basketball along with soccer and softball. Each coach possesses the passion and excitement along with intelligence and discipline required to lead Bulldog athletic programs.

In the classroom, Bulldog student-athletes continue to excel. In the fall of 2012, for the second time in three semesters, Mississippi State's men and women athletes established their best-combined grade point average with a 3.04 for the term. In the spring of 2013, women's sports posted an overall GPA of 3.25 and every female sports team earned a GPA over 3.0.

In 2013, Bulldog student-athletes again excelled in the NCAA's Academic Progress Rate, with all 16 sports far exceeding the minimum standard.

Stricklin has overseen record fundraising for Bulldog Athletics, which has produced new facilities such as the \$11.7 million Mize Pavilion at Humphrey Coliseum, a new \$25 million football practice and training complex as well as \$75 million in expansion and upgrades to Davis Wade Stadium. The Bulldog Club has solicited gifts totaling more than \$25 million for the football facility, including a record \$12 million gift from the Seal Family Foundation.

The Bulldog Club has initiated the most ambitious fundraising drive in the athletic department's history - an initiative called "Today, Tomorrow, Forever" - to generate funding for new construction and upgrades to existing facilities.

Supporters are responding at the turnstiles as well. In 2012, Mississippi State fans packed Davis Wade Stadium for every game, buying all available season tickets for the third-consecutive season and the third time in school history. Capacity crowds have become the norm as 23-consecutive home games have been sold out, and the school has created a waiting list that has topped 1,000 requests for season-ticket purchases.

Stricklin certainly wasn't a stranger to the Bulldog family or college athletics when he took over the reins at State.

A 1992 graduate of Mississippi State, the Jackson, Miss., native's resume is highlighted

by 23 years of experience on the collegiate level in various capacities at five different universities. In the two years prior to becoming athletic director, he served as Senior Associate Athletics Director for External Affairs at his alma mater, overseeing fundraising, football and men's basketball scheduling, managing MSU's all-sport agreement with Adidas, facility planning and serving as the administrative sport liaison for men's basketball and softball.

It was those types of day-to-day tasks that prepared the personable Stricklin to take over the top seat in the Mississippi State athletic department.

Yet it's a journey that started during his formative days as a dedicated and tireless worker in the Mississippi State media relations department that's led to his highly-respected career coming full circle.

Prior to graduating, Stricklin's stint in the MSU media relations office included three seasons (1990-92) as the media contact for the nationally-renown baseball program. Upon graduation, he was named Assistant Media Relations Director at his alma mater.

He continued his climb up the ladder of success when he was named Associate Media Relations Director at Auburn, where he served from 1993-98. In 1998, Stricklin left Auburn to become Assistant Athletics Director at Tulane, where he served as the primary media contact for the Green Wave's 1998 12-0 football team. Next came a four-year run in the Big 12 Conference at Baylor (1999-2003) as Assistant AD for Communications and Marketing.

In 2003, Stricklin returned to the Southeastern Conference at Kentucky and spent five seasons as the Associate AD for Media Relations, where he oversaw the day-to-day publicity of the tradition-rich Wildcat basketball program. It was his last stop before returning to Mississippi State in the spring of 2008.

Stricklin, 43, is married to the former Anne Howell, the youngest daughter of Basketball Hall of Fame member Bailey Howell. The couple has two daughters, Abby and Sophie.

### PROFESSIONAL EXPERIENCE

2010-	Director of Athletics - Mississippi State University
2008-2010	Senior Associate AD/External Affairs - Mississippi State University
2003-2007	Associate AD/Media Relations - University of Kentucky
1999-2003	Assistant AD/Communications and Marketing - Baylor University
1998	Assistant Athletic Director/Media Relations - Tulane University
1993-1998	Associate Media Relations Director - Auburn University
1990-1992	Assistant Media Relations Director - Mississippi State University

### PERSONAL INFORMATION

**Birthplace:** Jackson, Miss.

**Hometown:** Starkville, Miss.

**Family:** Wife Anne; daughters Abby and Sophie

GENERAL INFO

2013 BULLDOGS

COACHES

2012 SEASON  
RECAP

FOOTBALL  
HISTORY

TEAM RECORDS

INDIVIDUAL  
RECORDS

STADIUM  
RECORDS

BOWLS



# HONORS

GENERAL INFO

2013 BULLDOGS

COACHES

2012 SEASON  
RECAP

FOOTBALL  
HISTORY

TEAM RECORDS

INDIVIDUAL  
RECORDS

STADIUM  
RECORDS

BOWLS

## 2012 HONORS OF RETURNING PLAYERS

### GABE JACKSON

All-American

FoxSportsNEXT (Second Team)

Phil Steele (Second Team)

Pro Football Weekly (Honorable Mention)

Sports Illustrated (Honorable Mention)

All-SEC

AP (First Team)

Phil Steele (First Team)

Coaches (Second Team)

ESPN.com (Second Team)

### JAMEON LEWIS

All-SEC

CBS Sports (Second Team)

Phil Steele (Second Team)

### LADARIUS PERKINS

All-SEC

AP (Second Team)

ESPN.com (Second Team)

### BENARDRICK MCKINNEY

Freshman All-American

CBS Sports (First Team)

CollegeFootballNews.com (First Team)

FoxSportsNEXT (First Team)

Phil Steele (First Team)

Freshman All-SEC

Coaches (First Team)

ESPN.com (First Team)

SEC Freshman of the Week  
at Kentucky

### TYLER RUSSELL

SEC Offensive Player of the Week

vs. Auburn

vs. Arkansas

## 2013 PRESEASON HONORS (AS OF JULY 8, 2013)

### DENICO AUTRY

All-SEC

Athlon Sports (Third Team)

Phil Steele (Third Team)

### DILLON DAY

Rimington Trophy Watch List

### GABE JACKSON

All-American

Phil Steele (Second Team)

Athlon Sports (Third Team)

All-SEC

Athlon Sports (First Team)

Birmingham News (First Team)

Phil Steele (First Team)

Best SEC Offensive Lineman

Birmingham News

### MALCOLM JOHNSON

Mackey Award Watch List

All-SEC

Athlon Sports (Third Team)

### JAMEON LEWIS

All-SEC

Phil Steele (Second Team)

### BENARDRICK MCKINNEY

Bednarik Award Watch List

All-SEC

Phil Steele (Second Team)

Athlon Sports (Third Team)

No. 8 "Craziest Athlete in College Football" by CBSSports.com

### LADARIUS PERKINS

Maxwell Award Watch List

All-SEC

Athlon Sports (Second Team)

Birmingham News (Second Team)

Phil Steele (Second Team)

### TYLER RUSSELL

Maxwell Award Watch List

### BAKER SWEDENBURG

All-SEC

Phil Steele (Third Team)

### NICKOE WHITLEY

All-SEC

Athlon Sports (Second Team)

Phil Steele (Second Team)

# NUMERICAL ROSTER



No.	Name	Pos.	Ht.	Wt.	Cl.	Exp.	Hometown (Last School)
1	Nickoe Whitley	DB	6-1	205	Sr.	3L	Jackson, Miss. (Provine)
2	Will Redmond	DB	6-0	190	So.	SQ	Memphis, Tenn. (East)
3	Jay Hughes	DB	5-11	195	Jr.	2L	Hattiesburg, Miss. (Oak Grove)
4	Jameon Lewis	WR	5-9	195	Jr.	2L	Tylertown, Miss. (Tylertown)
5	Jamerson Love	DB	5-10	175	Jr.	2L	Aberdeen, Miss. (Aberdeen)
6	Malcolm Johnson	TE	6-2	235	Jr.	2L	Tuscaloosa, Ala. (Northridge)
7	Nick Griffin	RB	6-0	225	Jr.	2L	New Augusta, Miss. (Perry Central)
8	Zach Jackson	LB	6-2	215	So.	1L	Heidelberg, Miss. (Heidelberg)
8	Damian Williams	QB	6-1	215	Fr.	HS	Metairie, La. (Archbishop Rummel)
9	Sam Cowart	ATH	6-1	210	Jr.	SQ	Magee, Miss. (Mississippi College)
9	Justin Cox	DB	6-3	195	Jr.	Tr.	West Point, Miss. (East Mississippi CC)
10	Brandon Holloway	ATH	5-8	165	RFr.	RS	Tampa, Fla. (Alonso)
11	Deontae Skinner	LB	6-2	250	Sr.	3L	Macon, Miss. (Noxubee County)
12	Robert Johnson	WR	6-1	225	Jr.	2L	Hattiesburg, Miss. (Oak Grove)
13	Cedric Jiles	DB	5-10	180	RFr.	RS	Clinton, Miss. (Clinton)
15	Dak Prescott	QB	6-2	230	So.	1L	Haughton, La. (Haughton)
16	Joe Morrow	WR	6-4	210	So.	SQ	Ocean Springs, Miss. (Ocean Springs)
17	Tyler Russell	QB	6-4	220	Sr.	3L	Meridian, Miss. (Meridian)
18	Brandon Hill	TE	6-2	240	Jr.	2L	Columbus, Miss. (West Lowndes)
19	Gus Walley	TE	6-4	245	RFr.	RS	Richton, Miss. (Greene County)
22	Josh Creekmore	RB	5-6	185	RFr.	RS	New Albany, Miss. (New Albany)
22	Matthew Wells	LB	6-2	215	Jr.	2L	Monticello, Miss. (Lawrence County)
23	Taveze Calhoun	DB	6-1	180	So.	1L	Morton, Miss. (Morton)
24	Deonte Evans	DB	5-10	210	RFr.	RS	McComb, Miss. (McComb)
25	Jahmere Irvin-Sills	DB	5-10	175	Fr.	HS	Elkton, Md. (Tri-State Christian Academy)
26	Kendrick Market	DB	5-10	190	So.	1L	Batesville, Miss. (South Panola)
27	LaDarius Perkins	RB	5-10	195	Sr.	3L	Greenville, Miss. (St. Joseph)
28	Derrick Milton	RB	6-0	210	So.	1L	Pineville, La. (Hargrave [Va.] Military Academy)
28	DeAndre Ward	LB	6-0	205	RFr.	RS	Wetumpka, Ala. (Wetumpka)
29	Quadry Antoine	DB	5-10	215	RFr.	RS	Belle Chasse, La. (Belle Chasse)
30	Gabe Myles	ATH	6-0	180	Fr.	HS	Starkville, Miss. (Starkville)
31	Tolando Cleveland	DB	6-0	170	Fr.	HS	Powder Springs, Ga. (Hillgrove)
31	Tyrell Miller	DB	5-9	175	So.	SQ	Hampton, Va. (Hampton)
32	Brandyn Bartlett	DB	5-11	195	RFr.	RS	Dacula, Ga. (Dacula)
32	Ashton Shumpert	RB	6-2	215	Fr.	HS	Fulton, Miss. (Itawamba)
33	Kivon Coman	DB	6-3	195	Fr.	HS	Sheffield, Ala. (Hargrave [Va.] Military Academy)
34	Josh Robinson	RB	5-9	225	So.	1L	Franklinton, La. (Franklinton)
35	Brandon Wells	ATH	6-2	180	Fr.	HS	Bogue Chitto, Miss. (Bogue Chitto)
37	James Baldwin	DB	5-10	195	So.	SQ	Birmingham, Ala. (Vestavia Hills)
38	Dee Arrington	DB	6-1	220	Jr.	2L	Wiggins, Miss. (Stone County)
39	Richie Brown	LB	6-2	235	RFr.	RS	Long Beach, Miss. (Long Beach)
39	Michael Hodges	WR	5-10	195	RFr.	RS	Aberdeen, Miss. (Aberdeen)
39	Mike Mordecai	P	6-3	195	RFr.	RS	Madison, Miss. (Jackson Academy)
40	Devon Bell	K	6-2	195	So.	1L	Vicksburg, Miss. (Warren Central)
40	Evan Sobiesk	K	5-8	180	RFr.	RS	Hattiesburg, Miss. (Oak Grove)
41	Rishunn McCaleb	DB	6-3	200	Sr.	SQ	Indianola, Miss. (Coahoma [Miss.] CC)
41	Baker Swedenburg	P	6-0	205	Sr.	2L	Columbus, Miss. (Heritage Academy)
42	Beniquez Brown	LB	6-1	225	RFr.	RS	Florence, Ala. (Florence)
42	Taylor Earhart	K	6-1	180	Sr.	SQ	Olive Branch, Miss. (Northeast [Miss.] CC)
43	Ivan Muniz	LB	6-1	220	Jr.	SQ	Houston, Texas (Cypress Creek)

GENERAL INFO

2013 BULLDOGS

COACHES

2012 SEASON  
RECAP

FOOTBALL  
HISTORY

TEAM RECORDS

INDIVIDUAL  
RECORDS

STADIUM  
RECORDS

BOWLS



# NUMERICAL ROSTER

GENERAL INFO	No.	Name	Pos.	Ht.	Wt.	Cl.	Exp.	Hometown (Last School)
	44	Christian Holmes	TE	6-1	220	Jr.	2L	Puckett, Miss. (Puckett)
	46	Dezmond Harris	LB	6-4	220	Fr.	HS	McCalla, Ala. (McAdory)
	47	A.J. Jefferson	DL	6-3	260	RFr.	RS	Summit, Miss. (North Pike)
	48	Ryan Brown	DL	6-6	260	So.	1L	New Orleans, La. (Archbishop Shaw)
2013 BULLDOGS	49	Torrey Dale	DL	6-6	250	RFr.	RS	Kenner, La. (John Curtis Christian)
	50	Benardrick McKinney	LB	6-5	235	So.	1L	Tunica, Miss. (Rosa Fort)
	52	Ferlando Bohanna	LB	6-0	225	Jr.	2L	Memphis, Tenn. (Whitehaven)
	54	Quay Evans	DL	6-3	310	So.	1L	Morton, Miss. (Morton)
	55	Dylan Holley	OL	6-3	290	Sr.	1L	D'Iberville, Miss. (Miss. Gulf Coast CC)
COACHES	56	Corvell Harrison-Gay	DL	6-3	265	Sr.	1L	Laurel, Miss. (Northeast Jones)
	57	Bailey West	SN	6-1	205	Jr.	SQ	Hollandale, Miss. (Deer Creek)
	58	Justin Senior	OL	6-5	300	RFr.	RS	Montreal, Quebec (Hargrave [Va.] Military Academy)
	59	Archie Muniz	OL	6-5	300	Jr.	2L	Houston, Texas (Cypress Creek)
	60	Jamaal Clayborn	OL	6-4	315	Fr.	HS	Jackson, Miss. (Jackson Academy)
2012 SEASON RECAP	61	Gabe Jackson	OL	6-4	335	Sr.	3L	Liberty, Miss. (Amite County)
	62	Devon Desper	OL	6-3	300	RFr.	RS	Madison, Miss. (Madison Central)
	63	Dillon Day	OL	6-4	300	Jr.	2L	West Monroe, La. (West Monroe)
	66	Ben Beckwith	OL	6-3	305	Jr.	2L	Benton, Miss. (Benton Academy)
	69	Rodney Lacy	DL	5-11	290	RFr.	RS	Birmingham, Ala. (Minor)
FOOTBALL HISTORY	70	Justin Malone	OL	6-7	320	So.	1L	Madison, Miss. (Madison-Ridgeland Academy)
	71	Cole Carter	OL	6-6	290	RFr.	RS	Caledonia, Miss. (Caledonia)
	72	Winston Chapman	SN	6-2	235	So.	1L	Fairhope, Ala. (Fairhope)
	72	Patrick Sparkman	OL	6-4	285	Sr.	SQ	Walnut Grove, Miss. (Jones County [Miss.] CC)
	73	Paul Thompson	OL	6-3	275	Jr.	SQ	Madison, N.J. (Hargrave [Va.] Military Academy)
TEAM RECORDS	74	Kent Flowers	OL	6-5	300	Fr.	HS	Hollandale, Miss. (Simmons)
	74	Daniel McCray	OL	6-0	250	Jr.	SQ	Center Point, Ala. (Shades Valley)
	75	Blaine Clausell	OL	6-7	310	Jr.	2L	Mobile, Ala. (Baker)
	76	Jake Thomas	OL	6-5	300	Fr.	HS	Columbus, Miss. (Columbus)
	77	Charles Siddoway	OL	6-7	305	Sr.	1L	Eugene, Ore. (Butte College CC)
INDIVIDUAL RECORDS	78	Damien Robinson	OL	6-8	335	Jr.	2L	Olive Branch, Miss. (Olive Branch)
	79	Hunter Cunningham	OL	6-4	320	So.	SQ	Maben, Miss. (East Webster)
	80	Shelby Christy	WR	6-3	190	Fr.	HS	Geismar, La. (Dutchtown)
	81	De'Runnya Wilson	WR	6-5	215	Fr.	HS	Birmingham, Ala. (Wenonah)
	82	Rufus Warren	TE	6-7	265	So.	SQ	Indianola, Miss. (Gentry)
STADIUM RECORDS	83	Fred Ross	WR	6-2	185	Fr.	HS	Tyler, Texas
	84	Jeremey Chappelle	WR	6-3	210	Jr.	Tr.	Tyler, Texas (Tyler JC)
	85	Artimus Samuel	TE	6-2	260	Fr.	HS	Columbus, Ga. (Hargrave [Va.] Military Academy)
	86	Fred Brown	WR	6-1	185	RFr.	RS	Jackson, Miss. (Jim Hill)
	87	B.J. Hammond	WR	6-4	215	Fr.	HS	Gadsden, Ala. (Gadsden City)
BOWLS	88	Hunter Bradley	TE	6-3	235	Fr.	HS	Collierville, Tenn. (Collierville)
	88	Nick James	DL	6-5	345	So.	1L	Long Beach, Miss. (Long Beach)
	89	Chris Jones	DL	6-5	250	Fr.	HS	Houston, Miss. (Houston)
	90	Denico Autry	DL	6-6	265	Sr.	1L	Albemarle, N.C. (East Mississippi CC)
	91	Preston Smith	DL	6-6	255	Jr.	2L	Stone Mountain, Ga. (Stephenson)
	92	Kaleb Eulls	DL	6-4	290	Jr.	2L	Yazoo City, Miss. (Yazoo County)
	93	P.J. Jones	DL	6-3	295	Jr.	2L	Tupelo, Miss. (Tupelo)
	94	Nelson Adams	DL	6-3	295	RFr.	RS	Brandon, Miss. (Brandon)
	95	Jordan Washington	DL	6-2	290	RFr.	RS	Sugar Hill, Ga. (North Gwinnett)
	98	Curtis Virges	DL	6-3	315	Jr.	2L	West Point, Miss. (West Point)
	99	John Harris	DL	6-5	235	So.	SQ	Boynton Beach, Fla. (Boynton Beach Community)

# ALPHABETICAL ROSTER



No.	Name	Pos.	Ht.	Wt.	Cl.	Exp.	Hometown (Last School)
94	Nelson Adams	DL	6-3	295	RFr.	RS	Brandon, Miss. (Brandon)
29	Quadry Antoine	DB	5-10	215	RFr.	RS	Belle Chasse, La. (Belle Chasse)
38	Dee Arrington	DB	6-1	220	Jr.	2L	Wiggins, Miss. (Stone County)
90	Denico Autry	DL	6-6	265	Sr.	1L	Albemarle, N.C. (East Mississippi CC)
37	James Baldwin	DB	5-10	195	So.	SQ	Birmingham, Ala. (Vestavia Hills)
32	Brandyn Bartlett	DB	5-11	195	RFr.	RS	Dacula, Ga. (Dacula)
66	Ben Beckwith	OL	6-3	305	Jr.	2L	Benton, Miss. (Benton Academy)
40	Devon Bell	K	6-2	195	So.	1L	Vicksburg, Miss. (Warren Central)
52	Ferlando Bohanna	LB	6-0	225	Jr.	2L	Memphis, Tenn. (Whitehaven)
88	Hunter Bradley	TE	6-3	235	Fr.	HS	Collierville, Tenn. (Collierville)
42	Beniquez Brown	LB	6-1	225	RFr.	RS	Florence, Ala. (Florence)
86	Fred Brown	WR	6-1	185	RFr.	RS	Jackson, Miss. (Jim Hill)
39	Richie Brown	LB	6-2	235	RFr.	RS	Long Beach, Miss. (Long Beach)
48	Ryan Brown	DL	6-6	260	So.	1L	New Orleans, La. (Archbishop Shaw)
23	Taveze Calhoun	DB	6-1	180	So.	1L	Morton, Miss. (Morton)
71	Cole Carter	OL	6-6	290	RFr.	RS	Caledonia, Miss. (Caledonia)
72	Winston Chapman	SN	6-2	235	So.	1L	Fairhope, Ala. (Fairhope)
84	Jeremey Chappelle	WR	6-3	210	Jr.	Tr.	Tyler, Texas (Tyler JC)
80	Shelby Christy	WR	6-3	190	Fr.	HS	Geismar, La. (Dutchtown)
75	Blaine Clausell	OL	6-7	310	Jr.	2L	Mobile, Ala. (Baker)
60	Jamaal Clayborn	OL	6-4	315	Fr.	HS	Jackson, Miss. (Jackson Academy)
31	Tolando Cleveland	DB	6-0	170	Fr.	HS	Powder Springs, Ga. (Hillgrove)
33	Kivon Coman	DB	6-3	195	Fr.	HS	Sheffield, Ala. (Hargrave [Va.] Military Academy)
9	Sam Cowart	ATH	6-1	210	Jr.	SQ	Magee, Miss. (Mississippi College)
9	Justin Cox	DB	6-3	195	Jr.	Tr.	West Point, Miss. (East Mississippi CC)
22	Josh Creekmore	RB	5-6	185	RFr.	RS	New Albany, Miss. (New Albany)
79	Hunter Cunningham	OL	6-4	320	So.	SQ	Maben, Miss. (East Webster)
49	Torrey Dale	DL	6-6	250	RFr.	RS	Kenner, La. (John Curtis Christian)
63	Dillon Day	OL	6-4	300	Jr.	2L	West Monroe, La. (West Monroe)
62	Devon Desper	OL	6-3	300	RFr.	RS	Madison, Miss. (Madison Central)
42	Taylor Earhart	K	6-1	180	Sr.	SQ	Olive Branch, Miss. (Northeast [Miss.] CC)
92	Kaleb Eulls	DL	6-4	290	Jr.	2L	Yazoo City, Miss. (Yazoo County)
24	Deonte Evans	DB	5-10	210	RFr.	RS	McComb, Miss. (McComb)
54	Quay Evans	DL	6-3	310	So.	1L	Morton, Miss. (Morton)
74	Kent Flowers	OL	6-5	300	Fr.	HS	Hollandale, Miss. (Simmons)
7	Nick Griffin	RB	6-0	225	Jr.	2L	New Augusta, Miss. (Perry Central)
87	B.J. Hammond	WR	6-4	215	Fr.	HS	Gadsden, Ala. (Gadsden City)
46	Dezmond Harris	LB	6-4	220	Fr.	HS	McCalla, Ala. (McAdory)
99	John Harris	DL	6-5	235	So.	SQ	Boynton Beach, Fla. (Boynton Beach Community)
56	Corvell Harrison-Gay	DL	6-3	265	Sr.	1L	Laurel, Miss. (Northeast Jones)
18	Brandon Hill	TE	6-2	240	Jr.	2L	Columbus, Miss. (West Lowndes)
39	Michael Hodges	WR	5-10	195	RFr.	RS	Aberdeen, Miss. (Aberdeen)
55	Dylan Holley	OL	6-3	290	Sr.	1L	D'Iberville, Miss. (Miss. Gulf Coast CC)
10	Brandon Holloway	ATH	5-8	165	RFr.	RS	Tampa, Fla. (Alonso)
44	Christian Holmes	TE	6-1	220	Jr.	2L	Puckett, Miss. (Puckett)
3	Jay Hughes	DB	5-11	195	Jr.	2L	Hattiesburg, Miss. (Oak Grove)
25	Jahmere Irvin-Sills	DB	5-10	175	Fr.	HS	Elkton, Md. (Tri-State Christian Academy)
61	Gabe Jackson	OL	6-4	335	Sr.	3L	Liberty, Miss. (Amite County)
8	Zach Jackson	LB	6-2	215	So.	1L	Heidelberg, Miss. (Heidelberg)
88	Nick James	DL	6-5	345	So.	1L	Long Beach, Miss. (Long Beach)

GENERAL INFO

2013 BULLDOGS

COACHES

2012 SEASON  
RECAP

FOOTBALL  
HISTORY

TEAM RECORDS

INDIVIDUAL  
RECORDS

STADIUM  
RECORDS

BOWLS



# ALPHABETICAL ROSTER

GENERAL INFO	No.	Name	Pos.	Ht.	Wt.	Cl.	Exp.	Hometown (Last School)
2013 BULLDOGS	47	A.J. Jefferson	DL	6-3	260	RFr.	RS	Summit, Miss. (North Pike)
	13	Cedric Jiles	DB	5-10	180	RFr.	RS	Clinton, Miss. (Clinton)
	6	Malcolm Johnson	TE	6-2	235	Jr.	2L	Tuscaloosa, Ala. (Northridge)
	12	Robert Johnson	WR	6-1	225	Jr.	2L	Hattiesburg, Miss. (Oak Grove)
	89	Chris Jones	DL	6-5	250	Fr.	HS	Houston, Miss. (Houston)
	93	P.J. Jones	DL	6-3	295	Jr.	2L	Tupelo, Miss. (Tupelo)
	69	Rodney Lacy	DL	5-11	290	RFr.	RS	Birmingham, Ala. (Minor)
	4	Jameon Lewis	WR	5-9	195	Jr.	2L	Tylertown, Miss. (Tylertown)
	5	Jamerson Love	DB	5-10	175	Jr.	2L	Aberdeen, Miss. (Aberdeen)
	70	Justin Malone	OL	6-7	320	So.	1L	Madison, Miss. (Madison-Ridgeland Academy)
COACHES	26	Kendrick Market	DB	5-10	190	So.	1L	Batesville, Miss. (South Panola)
	41	Rishunn McCaleb	DB	6-3	200	Sr.	SQ	Indianola, Miss. (Coahoma [Miss.] CC)
	74	Daniel McCray	OL	6-0	250	Jr.	SQ	Center Point, Ala. (Shades Valley)
	50	Benardrick McKinney	LB	6-5	235	So.	1L	Tunica, Miss. (Rosa Fort)
	31	Tyrell Miller	DB	5-9	175	So.	SQ	Hampton, Va. (Hampton)
	28	Derrick Milton	RB	6-0	210	So.	1L	Pineville, La. (Hargrave [Va.] Military Academy)
	39	Mike Mordecai	P	6-3	195	RFr.	RS	Madison, Miss. (Jackson Academy)
	16	Joe Morrow	WR	6-4	210	So.	SQ	Ocean Springs, Miss. (Ocean Springs)
	59	Archie Muniz	OL	6-5	300	Jr.	2L	Houston, Texas (Cypress Creek)
	43	Ivan Muniz	LB	6-1	220	Jr.	SQ	Houston, Texas (Cypress Creek)
2012 SEASON RECAP	30	Gabe Myles	ATH	6-0	180	Fr.	HS	Starkville, Miss. (Starkville)
	27	LaDarius Perkins	RB	5-10	195	Sr.	3L	Greenville, Miss. (St. Joseph)
	15	Dak Prescott	QB	6-2	230	So.	1L	Haughton, La. (Haughton)
	2	Will Redmond	DB	6-0	190	So.	SQ	Memphis, Tenn. (East)
	78	Damien Robinson	OL	6-8	335	Jr.	2L	Olive Branch, Miss. (Olive Branch)
	34	Josh Robinson	RB	5-9	225	So.	1L	Franklinton, La. (Franklinton)
	83	Fred Ross	WR	6-2	185	Fr.	HS	Tyler, Texas
	17	Tyler Russell	QB	6-4	220	Sr.	3L	Meridian, Miss. (Meridian)
	85	Artimus Samuel	TE	6-2	260	Fr.	HS	Columbus, Ga. (Hargrave [Va.] Military Academy)
	58	Justin Senior	OL	6-5	300	RFr.	RS	Montreal, Quebec (Hargrave [Va.] Military Academy)
FOOTBALL HISTORY	32	Ashton Shumpert	RB	6-2	215	Fr.	HS	Fulton, Miss. (Itawamba)
	77	Charles Siddoway	OL	6-7	305	Sr.	1L	Eugene, Ore. (Butte College CC)
	11	Deontae Skinner	LB	6-2	250	Sr.	3L	Macon, Miss. (Noxubee County)
	91	Preston Smith	DL	6-6	255	Jr.	2L	Stone Mountain, Ga. (Stephenson)
	40	Evan Sobiesk	K	5-8	180	RFr.	RS	Hattiesburg, Miss. (Oak Grove)
	72	Patrick Sparkman	OL	6-4	285	Sr.	SQ	Walnut Grove, Miss. (Jones County [Miss.] CC)
	41	Baker Swedenburg	P	6-0	205	Sr.	2L	Columbus, Miss. (Heritage Academy)
	76	Jake Thomas	OL	6-5	300	Fr.	HS	Columbus, Miss. (Columbus)
	73	Paul Thompson	OL	6-3	275	Jr.	SQ	Madison, N.J. (Hargrave [Va.] Military Academy)
	98	Curtis Virges	DL	6-3	315	Jr.	2L	West Point, Miss. (West Point)
TEAM RECORDS	19	Gus Walley	TE	6-4	245	RFr.	RS	Richton, Miss. (Greene County)
	28	DeAndre Ward	LB	6-0	205	RFr.	RS	Wetumpka, Ala. (Wetumpka)
	82	Rufus Warren	TE	6-7	265	So.	SQ	Indianola, Miss. (Gentry)
	95	Jordan Washington	DL	6-2	290	RFr.	RS	Sugar Hill, Ga. (North Gwinnett)
	35	Brandon Wells	ATH	6-2	180	Fr.	HS	Bogue Chitto, Miss. (Bogue Chitto)
	22	Matthew Wells	LB	6-2	215	Jr.	2L	Monticello, Miss. (Lawrence County)
	57	Bailey West	SN	6-1	205	Jr.	SQ	Hollandale, Miss. (Deer Creek)
	1	Nickoe Whitley	DB	6-1	205	Sr.	3L	Jackson, Miss. (Provine)
	8	Damian Williams	QB	6-1	215	Fr.	HS	Metairie, La. (Archbishop Rummel)
	81	De'Runnya Wilson	WR	6-5	215	Fr.	HS	Birmingham, Ala. (Wenonah)
BOWLS								

# DEPTH CHART



## OFFENSE

<b>WR</b>	<b>16</b>	<b>JOE MORROW</b>	<b>6-4</b>	<b>210</b>	<b>SO.</b>
	86	Fred Brown	6-1	185	RFr.
<b>WR</b>	<b>4</b>	<b>JAMEON LEWIS</b>	<b>5-9</b>	<b>195</b>	<b>JR.</b>
	10	Brandon Holloway	5-8	165	RFr.
<b>WR</b>	<b>12</b>	<b>ROBERT JOHNSON</b>	<b>6-1</b>	<b>225</b>	<b>JR.</b>
	84	Jeremey Chappelle	6-3	210	Jr.
<b>LT</b>	<b>75</b>	<b>BLAINE CLAUSELL</b>	<b>6-7</b>	<b>310</b>	<b>JR.</b>
	58	Justin Senior	6-5	300	RFr.
<b>LG</b>	<b>61</b>	<b>GABE JACKSON</b>	<b>6-4</b>	<b>335</b>	<b>SR.</b>
	66	Ben Beckwith	6-3	305	Jr.
<b>C</b>	<b>63</b>	<b>DILLON DAY</b>	<b>6-4</b>	<b>300</b>	<b>JR.</b>
	55	Dylan Holley	6-3	290	Sr.
<b>RG</b>	<b>70</b>	<b>JUSTIN MALONE</b>	<b>6-7</b>	<b>320</b>	<b>SO.</b>
	59	Archie Muniz	6-5	300	Jr.
<b>RT</b>	<b>77</b>	<b>CHARLES SIDDOWAY</b>	<b>6-7</b>	<b>305</b>	<b>SR.</b>
-or-	<b>78</b>	<b>DAMIEN ROBINSON</b>	<b>6-8</b>	<b>335</b>	<b>JR.</b>
<b>TE</b>	<b>6</b>	<b>MALCOLM JOHNSON</b>	<b>6-2</b>	<b>235</b>	<b>JR.</b>
	18	Brandon Hill	6-2	240	Jr.
<b>RB</b>	<b>27</b>	<b>LADARIUS PERKINS</b>	<b>5-10</b>	<b>195</b>	<b>SR.</b>
	34	Josh Robinson	5-9	225	So.
-or-	28	Derrick Milton	6-0	210	So.
<b>QB</b>	<b>17</b>	<b>TYLER RUSSELL</b>	<b>6-4</b>	<b>220</b>	<b>SR.</b>
	15	Dak Prescott	6-2	230	So.

## SPECIALISTS

<b>PK</b>	<b>40</b>	<b>DEVON BELL</b>	<b>6-2</b>	<b>195</b>	<b>SO.</b>
	40	Evan Sobiesk	5-8	180	RFr.
<b>P</b>	<b>41</b>	<b>BAKER SWEDENBERG</b>	<b>6-0</b>	<b>185</b>	<b>JR.</b>
	39	Mike Mordecai	6-3	195	RFr.
<b>SN</b>	<b>72</b>	<b>WINSTON CHAPMAN</b>	<b>6-2</b>	<b>235</b>	<b>SO.</b>

## DEFENSE

<b>DE</b>	<b>91</b>	<b>PRESTON SMITH</b>	<b>6-6</b>	<b>255</b>	<b>JR.</b>
	48	Ryan Brown	6-6	260	So.
<b>DT</b>	<b>93</b>	<b>P.J. JONES</b>	<b>6-3</b>	<b>295</b>	<b>JR.</b>
	98	Curtis Virges	6-3	315	Jr.
<b>DT</b>	<b>92</b>	<b>KALEB EULLS</b>	<b>6-4</b>	<b>290</b>	<b>JR.</b>
	88	Nick James	6-5	345	So.
<b>DE</b>	<b>90</b>	<b>DENICO AUTRY</b>	<b>6-6</b>	<b>265</b>	<b>SR.</b>
	47	A.J. Jefferson	6-3	260	RFr.
<b>LB</b>	<b>22</b>	<b>MATTHEW WELLS</b>	<b>6-2</b>	<b>215</b>	<b>JR.</b>
	8	Zach Jackson	6-2	215	So.
<b>LB</b>	<b>50</b>	<b>BENARDRICK MCKINNEY</b>	<b>6-5</b>	<b>235</b>	<b>SO.</b>
	52	Ferlando Bohanna	6-0	225	Jr.
<b>LB</b>	<b>11</b>	<b>DEONTAE SKINNER</b>	<b>6-2</b>	<b>250</b>	<b>SR.</b>
	42	Beniquez Brown	6-1	225	RFr.
<b>CB</b>	<b>5</b>	<b>JAMERSON LOVE</b>	<b>5-10</b>	<b>175</b>	<b>JR.</b>
	13	Cedric Jiles	5-10	180	So.
<b>SS</b>	<b>3</b>	<b>JAY HUGHES</b>	<b>5-11</b>	<b>195</b>	<b>JR.</b>
	26	Kendrick Market	5-10	190	So.
<b>FS</b>	<b>1</b>	<b>NICKOE WHITLEY</b>	<b>6-1</b>	<b>205</b>	<b>SR.</b>
	38	Dee Arrington	6-1	220	Jr.
<b>CB</b>	<b>9</b>	<b>JUSTIN COX</b>	<b>6-3</b>	<b>195</b>	<b>JR.</b>
	23	Taveze Calhoun	6-1	180	So.



GENERAL INFO

2013 BULLDOGS

COACHES

2012 SEASON  
RECAP

FOOTBALL  
HISTORY


TEAM RECORDS

INDIVIDUAL  
RECORDS

STADIUM  
RECORDS

BOWLS

14



**Nelson Adams • #94**  
**Redshirt Freshman • RS**  
**DL • 6-3 • 295**  
**Brandon, Miss. (Brandon)**



**CAREER:** Expected to compete on the defensive line this season.

**2012:** Sat out his first season as a redshirt freshman.

**HIGH SCHOOL:** Rated a three-star recruit by Rivals.com, Scout.com, ESPN.com and 247Sports... The 45th ranked player at his position by 247Sports... Ranked inside the Top-25 list of players in his state by Rivals.com, ESPN.com and 247Sports... Named the 11th-best player in Mississippi by the Clarion-Ledger... Led his team to the Class 6A North State semi-finals... Recorded 81 tackles his senior season, including 18 behind the line of scrimmage... Also credited with six sacks, one forced fumble and two fumble recoveries, including one returned for a touchdown... Chose Mississippi State over Ole Miss and others.

**PERSONAL:** Born Nelson Jamaal Adams on Feb. 16, 1994 in Brandon, Miss... Son of Lonnie and Darlene Adams... Brother Tyler plays basketball for Georgetown... Also has a brother named Fletcher.



**Quadry Antoine • #29**  
**Redshirt Freshman • RS**  
**DB • 5-10 • 215**  
**Belle Chasse, La. (Belle Chasse)**



**CAREER:** Still awaiting his first opportunity to take the playing field for the Bulldogs.

**2012:** Sat out his first season as a redshirt freshman.

**HIGH SCHOOL:** A three-star prospect by Rivals.com, Scout.com, ESPN.com and 247Sports... Ranked the 24th-best safety prospect and the No. 12 overall player in the state of Louisiana by ESPN.com... Played both sides of the ball for Belle Chasse, leading his team to the first round of the Class 4A playoffs... Tallied 74 tackles (39 solo), including nine tackles for loss during his senior season... Recorded 22 quarterback hurries, three forced fumbles, three pass breakups, two fumble recoveries (one for a touchdown), two sacks and one interception... Also ran for 159 yards and six touchdowns on 24 carries on offense... Chose Mississippi State over Arkansas and Southern Miss.

**PERSONAL:** Born Quadry Rahib Antoine on July 14, 1994 in Belle Chasse, La... Son of Wilfred and April Antoine.



**Dee Arrington • #38**  
**Junior • 2L**  
**DB • 6-1 • 220**  
**Wiggins, Miss. (Stone County)**



**CAREER:** Has played in 22 games for the Maroon and White, mostly as one of MSU's most valuable special teams players the last two seasons... Saw action in all 13 games as a true sophomore after playing nine games in his first year on campus... Has tallied 27 tackles (14 solo) and a fumble recovery for his career.

**2012:** Saw action in all 13 games, recording 18 tackles (nine solo) and a fumble recovery... Registered two solo tackles in the lid-lifting victory against Jackson State... Picked up one more tackle in the win at Troy... Collected two solo tackles in both the victory vs. South Alabama and the SEC road win at Kentucky... Assisted in two tackles on the road at Alabama... Totaled two tackles at home against Texas A&M and a career-high three tackles the next week at LSU... Also notched his first career fumble recovery at LSU which led to a touchdown in the third quarter... Tied his career high with three tackles in the blowout win vs. Arkansas... Finished the regular season with a tackle against Ole Miss in the Egg Bowl...

Saw playing time in the Bulldogs' New Year's Day Gator Bowl game against Northwestern.

**2011:** Played in nine games on special teams, collecting nine tackles (five solo)... Notched two tackles in the season-opening win at Memphis... Also recorded tackles in games vs. LSU, Louisiana Tech and UT Martin.

**HIGH SCHOOL:** A PARADE All-America selection and listed as the top defensive back prospect in the state of Mississippi... Named an All-American by SuperPrep Magazine and tabbed as that publication's No. 3 prospect in the state... Rated the No. 4 Most Wanted prospect in the state by the Jackson Clarion-Ledger... Scout.com ranked him the No. 9 safety prospect in the country and the No. 3 overall prospect in the state... Rivals.com lists him as the No. 11 player in Mississippi and 23rd-best safety in the nation... Played for Coach Brian Oaks at Stone County... As a 2010 senior he was a consensus all-state performer and selected to the Mississippi-Alabama All-Star Game... Named to the Offense/Defense All-American Bowl after his senior season... The Mississippi Association of Coaches picked him as their Class 5A Defensive Player of the Year, as well as First-Team All-State... Credited with 121 tackles during his senior campaign, he also rushed for 1,121 yards and 15 touchdowns... Following the 2010 season he was a First-Team All-State selection of the Clarion-Ledger, which prior to the senior year also picked him to their 'Dandy Dozen' list of the state's premier prospects... Named WDAM-TV All-Area Team selection, and All-South Mississippi by the Biloxi Sun Herald... As a junior rushed for 10 touchdowns on 123 carries and gained 933 yards... Also recorded 79 total tackles and four interceptions... Committed to MSU in July 2010, with offers from Alabama, Ole Miss, Texas Tech, Southern Miss and Memphis.

#### ARRINGTON'S CAREER HIGHS

Total Tackles - 3, (2x) last vs. Arkansas (11-17-12)

Assisted Tackles - 3, vs. Arkansas (11-17-12)

Solo Tackles - 2, (4x) last at Kentucky (10-6-12)

Fumble Recovery - 1, at LSU (11-10-12)

#### ARRINGTON'S CAREER STATS

YEAR	G/GS	TT	UT	AT	TFL-YDS	SCK-YDS	FF/FR	PBU	INT-YD
2011	9/0	9	5	4	0.0-0	0.0-0	0/0	0	0-0
2012	13/0	18	9	9	0.0-0	0.0-0	0/1	0	0-0
<b>TOTALS</b>	<b>22/0</b>	<b>27</b>	<b>14</b>	<b>13</b>	<b>0.0-0</b>	<b>0.0-0</b>	<b>0/1</b>	<b>0</b>	<b>0-0</b>

#### ARRINGTON'S GAME-BY-GAME DEFENSIVE STATS

DATE	OPPONENT	TT	UT	AT	TFL-YDS	SCK-YDS	FF/FR	PB	INT-Y
9/1/11	at Memphis	2	2	0	0.0-0	0.0-0	0/0	0	0-0
9/10/11	at Auburn	1	0	1	0.0-0	0.0-0	0/0	0	0-0
9/15/11	LSU	1	1	0	0.0-0	0.0-0	0/0	0	0-0
9/24/11	LA. TECH	1	1	0	0.0-0	0.0-0	0/0	0	0-0
10/1/11	at Georgia	0	0	0	0.0-0	0.0-0	0/0	0	0-0
10/8/11	at UAB	1	0	1	0.0-0	0.0-0	0/0	0	0-0
10/15/11	SOUTH CAROLINA	1	0	1	0.0-0	0.0-0	0/0	0	0-0
10/29/11	at Kentucky				DID NOT PLAY				
11/5/11	UT MARTIN	2	1	1	0.0-0	0.0-0	0/0	0	0-0
11/12/11	ALABAMA				DID NOT PLAY				
11/19/11	at Arkansas				DID NOT PLAY				
11/26/11	OLE MISS	0	0	0	0.0-0	0.0-0	0/0	0	0-0
12/30/11	vs. Wake Forest				DID NOT PLAY				
9/1/12	JACKSON STATE	2	2	0	0.0-0	0.0-0	0/0	0	0-0
9/8/12	AUBURN	0	0	0	0.0-0	0.0-0	0/0	0	0-0
9/15/12	at Troy	1	0	1	0.0-0	0.0-0	0/0	0	0-0
9/22/12	SOUTH ALABAMA	2	2	0	0.0-0	0.0-0	0/0	0	0-0
10/6/12	at Kentucky	2	2	0	0.0-0	0.0-0	0/0	0	0-0
10/13/12	TENNESSEE	0	0	0	0.0-0	0.0-0	0/0	0	0-0
10/20/12	MIDDLE TENN. ST.	0	0	0	0.0-0	0.0-0	0/0	0	0-0
10/27/12	at Alabama	2	0	2	0.0-0	0.0-0	0/0	0	0-0
11/3/12	TEXAS A&M	2	1	1	0.0-0	0.0-0	0/0	0	0-0
11/10/12	at LSU	3	1	2	0.0-0	0.0-0	0/1	0	0-0
11/17/12	ARKANSAS	3	0	3	0.0-0	0.0-0	0/0	0	0-0
11/24/12	at Ole Miss	1	1	0	0.0-0	0.0-0	0/0	0	0-0
1/1/13	vs. Northwestern	0	0	0	0.0-0	0.0-0	0/0	0	0-0

GENERAL INFO

2013 BULLDOGS

COACHES

2012 SEASON  
RECAPFOOTBALL  
HISTORY

TEAM RECORDS

INDIVIDUAL  
RECORDSSTADIUM  
RECORDS

BOWLS



# 2013 BULLDOGS

GENERAL INFO



**Denico Autry • #90**  
**Senior • 1L**  
**DL • 6-6 • 265**  
**Albemarle, N.C. (East Mississippi CC)**



2013 BULLDOGS

**CAREER:** Named 2013 preseason All-SEC by Athlon Sports and Phil Steele ... An NJCAA All-American and national champion who transferred to Mississippi State and played in all 13 games (10 starts) as a junior for the Maroon and White ... Recorded a team second-best 9.5 tackles for loss and tied for second on the team with 4.0 sacks to go along with a 27-yard interception on the season.

**2012:** Started 10 games and played in all 13 for MSU, tallying 42 tackles, 9.5 tackles for loss, 4.0 sacks, two fumbles forced and an interception ... Came on strong in the final four games of the season, totaling 4.0 tackles for loss, 2.0 sacks, two fumbles forced, three quarterback hurries, one interception and a pass breakup ... Picked up his first sack as a Bulldog in the season-opening win vs. Jackson State ... Had a tackle for loss in both non-conference victories against Troy and South Alabama ... Finished with 1.5 tackles for loss and a sack in his SEC road debut at Kentucky ... Notched a career-high five tackles at Alabama, including a tackle for loss ... Tallied a career-best tying five tackles, a career-high 2.0 tackles for loss, a 16-yard sack and his first fumble forced as a Bulldog at LSU ... Named honorable mention Defensive Lineman of the Week by CollegeFootballPerformanceAwards.com for his work at LSU ... Recorded a sack, two quarterback hurries and a pass breakup in the SEC home win vs. Arkansas ... Finished the regular season with a tackle for loss and his second career fumble forced vs. Ole Miss ... Ended his junior season with a five-tackle performance in the Gator Bowl with the pinnacle of his day being a 27-yard interception, the first interception of his career.

**JUNIOR COLLEGE:** Standout defensive end for Head Coach Buddy Stephens at East Mississippi Community College ... Helped lead Lions to 12-0 record, state championship and NJCAA national title ... Named 2011 NJCAA Football All-America First Team ... Rated the #1 prospect on the Jackson Clarion-Ledger's Juco Top 25 Most Wanted Prospects list ... Posted 81 tackles with 13.0 tackles for loss, 11.0 sacks and a remarkable 41 quarterback hurries during the unblemished sophomore season ... Also credited with four pass breakups and a pair of forced fumbles ... Selected as the Defensive Line MVP of the MACJC North Division ... Credited with 141 total tackles during his two-year EMCC career ... Posted 16.5 sacks and 24.0 other tackles for loss ... Signed with Mississippi State in Dec. 2011 over offers from Alabama, Auburn, Florida, Florida State, Ole Miss, Southern California and Texas among others.

**HIGH SCHOOL:** Standout two-way player at defensive end and tight end for the Albemarle Bulldogs ... Helped lead Albemarle to a 12-2 overall record and 7-0 record in league play ... Averaged 10.1 tackles per game on defense ... Finished senior season with 104 solo tackles, 38 assists and 9.0 sacks ... Also forced five fumbles and recovered four more ... Named the All-SNAP Defensive Player of the Year, as well as the Rocky River Conference Defensive Player of the Year ... Played in the NCCA East-West All-Star game.

**PERSONAL:** Born July 15, 1990 ... Son of Lee and Lasonya Autry.

## AUTRY'S CAREER HIGHS

Total Tackles - 5, (3x) last vs. Northwestern (1-1-13)  
 Assisted Tackles - 2, (4x) last vs. Tennessee (10-13-12)  
 Solo Tackles - 5 (2x) vs. Northwestern (1-1-13)  
 Sacks - 1.0, (4x) last vs. Arkansas (11-17-12)  
 Tackles for Loss - 2.0, at LSU (11-10-12)  
 Forced Fumbles - 1, (2x) last at Ole Miss (11-24-12)  
 Pass Breakups - 1, vs. Arkansas (11-17-12)  
 Interceptions - 1, vs. Northwestern (1-1-13)

## AUTRY'S CAREER STATS

YEAR	G/GS	TT	UT	AT	TFL-YDS	SCK-YDS	FF/FR	PBU	INT-YD
2012	13/10	42	26	16	9.5-61	4.0-40	2/0	1	1-27
<b>TOTALS</b>	<b>13/10</b>	<b>42</b>	<b>26</b>	<b>16</b>	<b>9.5-61</b>	<b>4.0-40</b>	<b>2/0</b>	<b>1</b>	<b>1-27</b>

## AUTRY'S GAME-BY-GAME DEFENSIVE STATS

DATE	OPPONENT	TT	UT	AT	TFL-YDS	SCK-YDS	FF/FR	PBU	INT-Y
9/1/12	* JACKSON STATE	2	1	1	1.0-6	1.0-6	0/0	0	0-0
9/8/12	* AUBURN	3	1	2	0.0-0	0.0-0	0/0	0	0-0
9/15/12	at Troy	3	1	2	1.0-7	0.0-0	0/0	0	0-0
9/22/12	* SOUTH ALABAMA	4	2	2	1.0-2	0.0-0	0/0	0	0-0
10/6/12	at Kentucky	2	1	1	1.5-14	1.0-12	0/0	0	0-0
10/13/12	TENNESSEE	3	1	2	0.0-0	0.0-0	0/0	0	0-0
10/20/12	* MIDDLE TENN. ST.	1	1	0	0.0-0	0.0-0	0/0	0	0-0
10/27/12	* at Alabama	5	4	1	1.0-1	0.0-0	0/0	0	0-0
11/3/12	* TEXAS A&M	4	3	1	0.0-0	0.0-0	0/0	0	0-0
11/10/12	* at LSU	5	4	1	2.0-20	1.0-16	1/0	0	0-0
11/17/12	* ARKANSAS	3	1	2	1.0-6	1.0-6	0/0	1	0-0
11/24/12	* at Ole Miss	2	1	1	1.0-5	0.0-0	1/0	0	0-0
1/1/13	* vs. Northwestern	5	5	0	0.0-0	0.0-0	0/0	0	1-27

COACHES

2012 SEASON RECAP

FOOTBALL HISTORY

TEAM RECORDS

INDIVIDUAL RECORDS

STADIUM RECORDS

BOWLS



**Ben Beckwith • #66**  
**Junior • 2L**  
**OL • 6-3 • 305**  
**Benton, Miss. (Benton Academy)**



**CAREER:** Joined the program in 2010 and spent the season as a redshirt ... Has served on special teams and as a reserve offensive lineman in 23 games the last two seasons ... Expected to contribute tremendously in special teams as well as in the offensive line rotation.

**2012:** Saw action in all 12 games, seeing time primarily on special teams with the kicking units ... Played 54 snaps in the season-opening victory against Jackson State, grading out at 82 percent with four pancake blocks ... Graded out at 78 percent at Alabama in nine snaps.

**2011:** Played in 11 games, serving on the extra point, field goal and punt coverage units ... Graded out at over 80 percent in eight of his 10 games played ... Credited with a tackle against No. 3 Alabama.



**Devon Bell • #40**  
**Sophomore • 1L**  
**K • 6-2 • 195**  
**Vicksburg, Miss. (Warren Central)**



**CAREER:** One of the most prolific freshman kickers in Bulldog history ... Set three individual season records while tying one postseason record ... Appeared in all 13 games in his true freshman season ... Hit 14-of-21 field goals, 43-of-44 PATs and averaged 60.3 yards on 64 kickoffs, with 13 touchbacks as as highly-touted freshman from Vicksburg, Miss. ... Finished regular season seventh in the FBS in scoring among true freshmen.

**2012:** Broke the school record for most points scored by a kicker in a single season in school history (85) ... Broke the single-season school record for extra points made and attempted (43-for-44) ... Nailed a career-high three field goals, the longest from 42 yards, in a home victory against South Alabama ... Also scored a career-high 12 points against the Jaguars ... Followed up his South Alabama performance by going 2-for-2 with a long of 37 yards against Kentucky ... Hit two crucial field goals and was 5-for-5 on PATs in a home victory against Tennessee ... Against SEC West rival LSU, hit a career-long 47-yard field goal ... Hit a career-high six extra-point attempts twice this season, going 6-for-6 in home victories against Middle Tennessee State and Arkansas ... Finished out freshman season hitting both of his field goals and extra points in the Gator Bowl vs. Northwestern with a long field goal of 47 yards ... His 47-yard field goal tied the longest in MSU bowl history (Dana Moore vs. Nebraska; 1980 Sun) ... His two made field goals in the Gator Bowl were second most in the Bulldogs' bowl history and most since 1995 ... Also scored the second-most points in a bowl game by a kicker in school history (8).

**HIGH SCHOOL:** Rated a three-star recruit by Scout.com and ESPN.com ... Named First-



Team High School All-American by Sports Illustrated . . . Chosen First-Team All-State by the Clarion-Ledger and Mississippi High School Coaches Association . . . Averaged 4.63 seconds of hang time on 49 punts his senior season, averaging 42.1 yards per punt with a long of 63 yards, while placing 15 inside the 20-yard line . . . Had 28 of his 32 kickoffs reach the end zone for touchbacks and was perfect on all 18 of his point-after tries . . . Made four field goals, including a career-long 55 yarder through the uprights against Jim Hill High School . . . Participated in the Mississippi-Alabama All-Star Game, where he connected on a 30-yard field goal . . . Also played third base for Warren Central High School, where he hit .293 and had a perfect fielding percentage as a junior . . . Chose Mississippi State over Auburn, Ole Miss and Florida State.

**PERSONAL:** Born Devon Bell on July 4, 1993, in Vicksburg, Miss. . . . Son of Bart and Dawn Bell.

## BELL'S CAREER HIGHS

Field Goals Attempted - 3, (2x) last vs. Tennessee (10-13-12)

Field Goals Made - 3, vs. South Alabama (9-22-12)

Longest Field Goal Made - 47, (2x) last vs. Northwestern (1-1-13)

Extra Points Attempted - 6, (2x) last vs. Arkansas (11-17-12)

Extra Points Made - 6, (2x) last vs. Arkansas (11-17-12)

Points Scored - 12, vs. South Alabama (9-22-12)

Touchbacks - 3, (2x) last vs. Middle Tennessee State (10-20-12)

## BELL'S CAREER STATS

YEAR	G/GS	PAT/ATT	PCT.	FG/ATT	PCT.	PTS	LONG/OPP
2012	13/13	43/44	.977	14/21	.667	85	47 / 2x
<b>TOTALS</b>	<b>13/13</b>	<b>43/44</b>	<b>.977</b>	<b>14/21</b>	<b>.667</b>	<b>85</b>	<b>47 / 2x</b>

## BELL'S CAREER FIELD GOAL BREAKDOWN

YEAR	1-19	20-29	30-39	40-49	50+	LG	BLK
2012	0-0	4-4	6-10	4-7	0-0	47	2
<b>TOTAL</b>	<b>0-0</b>	<b>4-4</b>	<b>6-10</b>	<b>4-7</b>	<b>0-0</b>	<b>47</b>	<b>2</b>

## BELL'S GAME-BY-GAME FIELD GOAL BREAKDOWN

DATE	OPPONENT	PAT/ATT	PCT.	FG/ATT	PCT.	PTS	LG
9/1/12	* JACKSON STATE	4/4	1.000	0/1	.000	4	-
9/8/12	* AUBURN	4/4	1.000	0/2	.000	4	-
9/15/12	* at Troy	3/4	.750	1/1	1.000	6	37
9/22/12	* SOUTH ALABAMA	3/3	1.000	3/3	1.000	12	42
10/6/12	* at Kentucky	3/3	1.000	2/2	1.000	9	37
10/13/12	* TENNESSEE	5/5	1.000	2/3	.667	11	31
10/20/12	* MIDDLE TENN. ST.	6/6	1.000	1/2	.500	9	32
10/27/12	* at Alabama	1/1	1.000	0/1	.000	1	-
11/3/12	* TEXAS A&M	1/1	1.000	0/0	.000	1	-
11/10/12	* at LSU	2/2	1.000	1/1	1.000	5	47
11/17/12	* ARKANSAS	6/6	1.000	1/1	1.000	9	39
11/24/12	* at Ole Miss	3/3	1.000	1/2	.500	6	23
1/1/13	* vs. Northwestern	2/2	1.000	2/2	1.000	8	47

## BELL'S GAME-BY-GAME DISTANCE

DATE	OPPONENT	1-19	20-29	30-39	40-49	50+	LG	BLK
9/1/12	* JACKSON STATE				0-1	-	0	
9/8/12	* AUBURN			0-1	0-1	-	1	
9/15/12	* at Troy			1-1		37	0	
9/22/12	* SOUTH ALABAMA			1-1	2-2	42	0	
10/6/12	* at Kentucky		1-1	1-1		37	0	
10/13/12	* TENNESSEE		1-1	1-2		31	0	
10/20/12	* MIDDLE TENN. ST.			1-2		32	0	
10/27/12	* at Alabama			0-1		-	1	
11/3/12	* TEXAS A&M					-	0	
11/10/12	* at LSU				1-1	47	0	
11/17/12	* ARKANSAS			1-1		39	0	
11/24/12	* at Ole Miss		1-1		0-1	23	0	
1/1/13	* vs. Northwestern		1-1		1-1	47	0	



**Ferlando Bohanna • #52**  
**Junior • 2L**  
**LB • 6-0 • 225**  
**Memphis, Tenn. (Whitehaven)**



**CAREER:** A talented linebacker who has seen action in 22 career games (two starts), posting 35 tackles to go along with 1.0 tackles for loss and two fumble recoveries.

**2012:** Played in 12 games, including a start in the road-opening victory at Troy, where he tallied three tackles and recovered a fumble . . . Notched a season-high two solo tackles (four total) in the home victory against South Alabama . . . Registered a career-best four assisted tackles in the homecoming win against MTSU . . . Tied a season-high with four tackles and a fumble recovery at home vs. Texas A&M . . . Collected two tackles at LSU . . . Participated in the Gator Bowl to close out the season, recording a tackle and breaking up a pass.

**2011:** Saw action in 10 games, including a start at No. 6 Arkansas on Nov. 19 . . . Totaled nine tackles with one coming for loss . . . Notched a career-high five tackles in the season-opening win at Memphis . . . Followed that up with a tackle for loss in the SEC opener at Auburn and a tackle against then No. 3 LSU at home . . . Registered two tackles in the homecoming win vs. UT Martin.

**2010:** Sat out his true freshman season as a redshirt.

**HIGH SCHOOL:** Rated the No. 7 prospect in the state of Tennessee regardless of position by Rivals.com . . . Ranked the 15th-best middle linebacker in the nation by Rivals.com . . . Rated a three-star prospect . . . Led Coach Rodney Saulsberry's team to a 10-3 record and a trip to the third round of the state playoffs in 2009 . . . Named the District 16-AAA Defensive Player of the Year and made the Nashville Tennessean's 2009 Dream Team of the state's top 25 players . . . He was credited with 85 total tackles as a senior . . . Also had 13.0 tackles for loss with 3.0 sacks and three forced fumbles . . . Finished his junior season with 75 tackles, 12.0 tackles for loss, three fumbles recovered, 2.0 sacks, one forced fumble and one interception . . . Participated in the Junior U.S. Army All-American Combine in San Antonio . . . Committed to Mississippi State in November over Clemson, Middle Tennessee, North Carolina and Southern Miss.

**PERSONAL:** Born September 2, 1991 . . . Son of Chris and Chaquana Bohanna.

## BOHANNA'S CAREER HIGHS

Total Tackles - 5, at Memphis (9-1-11)

Assisted Tackles - 4, vs. Middle Tennessee State (10-20-12)

Solo Tackles - 3, at Memphis (9-1-11)

Tackles For Loss - 1.0, at Auburn (9-10-11)

Fumble Recovery - 1, (2x) last vs. Texas A&M (11-3-12)

GENERAL INFO

2013 BULLDOGS

COACHES

2012 SEASON  
RECAP

FOOTBALL  
HISTORY

TEAM RECORDS

INDIVIDUAL  
RECORDS

STADIUM  
RECORDS

BOWLS



# 2013 BULLDOGS

GENERAL INFO

## BOHANNA'S CAREER DEFENSIVE STATS

YEAR	G/GS	TT	UT	AT	TFL-YDS	SCK-YDS	FF/FR	PBU	INT-YD
2011	10/1	9	5	4	1.0-1	0.0-0	0/0	0	0-0
2012	12/1	26	7	19	0.0-0	0.0-0	0/2	0	0-0
<b>TOTALS</b>	<b>22/2</b>	<b>35</b>	<b>12</b>	<b>23</b>	<b>1.0-1</b>	<b>0.0-0</b>	<b>0/2</b>	<b>0</b>	<b>0-0</b>

## BOHANNA'S GAME-BY-GAME DEFENSIVE STATS

DATE	OPPONENT	TT	UT	AT	TFL-YDS	SCK-YDS	FF/FR	PB	INT-Y
9/1/11	at Memphis	5	3	2	0.0-0	0.0-0	0/0	0	0-0
9/10/11	at Auburn	1	1	0	1.0-1	0.0-0	0/0	0	0-0
9/15/11	LSU	1	1	0	0.0-0	0.0-0	0/0	0	0-0
9/24/11	LA. TECH	0	0	0	0.0-0	0.0-0	0/0	0	0-0
10/1/11	at Georgia	0	0	0	0.0-0	0.0-0	0/0	0	0-0
10/8/11	at UAB	0	0	0	0.0-0	0.0-0	0/0	0	0-0
10/15/11	SOUTH CAROLINA	0	0	0	0.0-0	0.0-0	0/0	0	0-0
10/29/11	at Kentucky	DID NOT PLAY							
11/5/11	UT MARTIN	2	0	2	0.0-0	0.0-0	0/0	0	0-0
11/12/11	ALABAMA	DID NOT PLAY							
11/19/11	* at Arkansas	0	0	0	0.0-0	0.0-0	0/0	0	0-0
11/26/11	OLE MISS	0	0	0	0.0-0	0.0-0	0/0	0	0-0
12/30/11	vs. Wake Forest	DID NOT PLAY							
9/1/12	JACKSON STATE	1	0	1	0.0-0	0.0-0	0/0	0	0-0
9/8/12	AUBURN	3	1	2	0.0-0	0.0-0	0/0	0	0-0
9/15/12	* at Troy	3	1	2	0.0-0	0.0-0	0/1	0	0-0
9/22/12	SOUTH ALABAMA	4	2	2	0.0-0	0.0-0	0/0	0	0-0
10/6/12	at Kentucky	0	0	0	0.0-0	0.0-0	0/0	0	0-0
10/13/12	TENNESSEE	2	1	1	0.0-0	0.0-0	0/0	0	0-0
10/20/12	MIDDLE TENN. ST.	4	0	4	0.0-0	0.0-0	0/0	0	0-0
10/27/12	at Alabama	2	0	2	0.0-0	0.0-0	0/0	0	0-0
11/3/12	TEXAS A&M	4	1	3	0.0-0	0.0-0	0/1	0	0-0
11/10/12	at LSU	2	0	2	0.0-0	0.0-0	0/0	0	0-0
11/17/12	ARKANSAS	DID NOT PLAY							
11/24/12	at Ole Miss	0	0	0	0.0-0	0.0-0	0/0	0	0-0
1/1/13	vs. Northwestern	1	1	0	0.0-0	0.0-0	0/0	7	0-0

2013 BULLDOGS

COACHES

2012 SEASON RECAP

FOOTBALL HISTORY

TEAM RECORDS

INDIVIDUAL RECORDS

STADIUM RECORDS

BOWLS



**Beniquez Brown • #42**  
**Redshirt Freshman • RS**  
**LB • 6-1 • 225**  
**Florence, Ala. (Florence)**



**CAREER:** Expected to make a strong impact for the Bulldog linebacker corp during his redshirt freshman year.

**2012:** Sat out his first season as a redshirt freshman.

**HIGH SCHOOL:** Rated a four-star prospect by Scout.com, 247Sports and ESPN.com . . . Scout.com ranked him as the 20th best OLB in the nation . . . Ranked the No. 11 prospect in the state of Alabama by ESPN.com and 247Sports . . . Rivals.com ranks him as the 17th best player in the state of Alabama . . . Standout athlete that played at running back and linebacker at Florence High School . . . Rushed for 2,375 yards and scored 37 touchdowns on the ground his senior season . . . Recorded 210 tackles his last two seasons at Florence HS at the linebacker position . . . Chose Mississippi State over Ole Miss, Arkansas, Tennessee, Florida, Alabama, Auburn, Arkansas, among other programs.

**PERSONAL:** Born Beniquez Jacoi Brown on April 29, 1993 . . . Son of April Brown.



**Fred Brown • #86**  
**Redshirt Freshman • RS**  
**WR • 6-1 • 185**  
**Jackson, Miss. (Jim Hill)**



**CAREER:** Still awaiting first opportunity to take the playing field for the Bulldogs. Expected to make a considerable contribution with the wide receiving unit this season.

**2012:** Sat out his first season as a redshirt freshman.

**HIGH SCHOOL:** Rated a three-star recruit by Rivals.com, Scout.com, ESPN.com and 247Sports . . . Ranked the No. 25 overall player in Mississippi by Rivals.com . . . Named a Top-40 collegiate prospect by the Clarion-Ledger . . . Finished with 419 total receiving yards and five touchdowns on 23 catches his senior season . . . Also returned 20 kickoffs for 380 yards and carried the ball once for 19 yards . . . Made three tackles and picked off one pass on defense . . . Chose Mississippi State over Memphis and Ole Miss.

**PERSONAL:** Born Frederick Brown on Dec. 1, 1993 in Jackson, Miss. . . Son of Ronnie and Janie Brown.



**Richie Brown • #39**  
**Redshirt Freshman • RS**  
**LB • 6-2 • 235**  
**Long Beach, Miss. (Long Beach)**



**CAREER:** Will make his first appearance for the Maroon and White in the linebacker rotation this fall.

**2012:** Sat out his first season as a redshirt freshman.

**HIGH SCHOOL:** Named 2011 PARADE All-American . . . A four-star recruit by Rivals.com and a highly ranked prospect by Scout.com, ESPN.com and 247Sports . . . Ranked inside the top 20 of his position nationally by all four recruiting services . . . Rated the No. 4 prospect in the state of Mississippi . . . Named to the Clarion-Ledger's Dandy Dozen and Top-40 collegiate prospects list . . . Named the 5A Defensive Player of the Year following his senior season . . . Participated in the Mississippi-Alabama All-Star Game . . . Credited with more than 200 tackles his senior season . . . Chose Mississippi State over Stanford, LSU, Georgia, Tennessee, Kentucky, Vanderbilt and Ole Miss among others.

**PERSONAL:** Born Richard Brown, Jr. on April 15, 1994 . . . Son of Richard and Melissa Brown.



**Ryan Brown • #48**  
**Sophomore • 1L**  
**DL • 6-6 • 260**  
**New Orleans, La. (Archbishop Shaw)**



**CAREER:** Appeared in seven games his true freshman season for the Bulldogs . . . Led all true freshmen with 15 tackles, two pass breakups, one tackle for loss and 0.5 sacks his first season.

**2012:** Began his freshman campaign with four total tackles in a season-opening win against Jackson State . . . Recorded a pass breakup in a win against SEC West rival Auburn . . . Garnered a season-high two solo tackles in a road victory against Troy . . . In his best game of the season, recorded six tackles, 1.0 tackle for loss and 0.5 sacks in a homecoming victory against Middle Tennessee State . . . Contributed in the Bulldogs' Gator Bowl matchup against Northwestern with a pass breakup.

**HIGH SCHOOL:** A three-star prospect by Rivals.com, Scout.com, ESPN.com and 247Sports . . . Rated the No. 79 defensive end in the country and the 24th overall player in the state of Louisiana by ESPN.com . . . Amassed 39 total tackles (8.5 TFL), 6.5 sacks and 22 quarterback



hurries during his senior season, while also breaking up two passes and recovering a fumble ... Chose Mississippi State over South Florida, Colorado and Pittsburgh.

**PERSONAL:** Born Ryan Brown on June 10, 1994 in Marrero, La. ... Son of Ryan and Angelita Brown.

## BROWN'S CAREER HIGHS

Total Tackles – 6, vs. Middle Tennessee State (10-20-12)  
Assisted Tackles – 6, vs. Middle Tennessee State (10-20-12)  
Solo Tackles – 2, at Troy (9-15-12)  
Tackles For Loss - 1.0, vs. Middle Tennessee State (10-20-12)  
Sacks - 0.5, vs. Middle Tennessee State (10-20-12)  
Pass Breakup - 1, vs. Auburn (9-8-12)

## BROWN'S CAREER STATS

YEAR	G/GS	TT	UT	AT	TFL-YDS	SCK-YDS	FF/FR	PBU	INT-YD
2012	7/0	15	3	12	1.0-5	0.5-5	0/0	2	0-0
<b>TOTALS</b>	<b>7/0</b>	<b>15</b>	<b>3</b>	<b>12</b>	<b>1.0-5</b>	<b>0.5-5</b>	<b>0/0</b>	<b>2</b>	<b>0-0</b>

## BROWN'S GAME-BY-GAME DEFENSIVE STATS

DATE	OPPONENT	TT	UT	AT	TFL-YDS	SCK-YDS	FF/FR	PBU	INT-Y
9/1/12	JACKSON STATE	4	1	3	0.0-0	0.0-0	0/0	0	0-0
9/8/12	AUBURN	0	0	0	0.0-0	0.0-0	0/0	1	0-0
9/15/12	at Troy	2	2	0	0.0-0	0.0-0	0/0	0	0-0
9/22/12	SOUTH ALABAMA	3	0	3	0.0-0	0.0-0	0/0	0	0-0
10/6/12	at Kentucky								
10/13/12	TENNESSEE								
10/20/12	MIDDLE TENN. ST.	6	0	6	1.0-5	0.5-5	0/0	0	0-0
10/27/12	at Alabama								
11/3/12	TEXAS A&M								
11/10/12	at LSU								
11/17/12	ARKANSAS	0	0	0	0.0-0	0.0-0	0/0	0	0-0
11/24/12	at Ole Miss								
1/1/13	vs. Northwestern	0	0	0	0.0-0	0.0-0	0/0	1	0-0



**Taveze Calhoun • #23**  
**Sophomore • 1L**  
**DB • 6-1 • 180**  
**Morton, Miss. (Morton)**



**CAREER:** Talented defensive back with one season under his belt as a member of the Maroon and White ... Expected to compete for a starting corner spot in the fall of 2013 ... Played in all 13 games in 2012 ... Member of the 2012 Fall SEC Academic Honor Roll.

**2012:** Saw action in all 13 games, mostly on special teams and as a reserve at corner ... Totaled 24 tackles, 0.5 tackles for loss and a forced fumble ... Made his collegiate debut with three solo tackles in the season-opening win vs. Jackson State ... Collected three more tackles in his SEC debut vs. Auburn and his road debut at Troy ... Forced his first fumble and made three tackles in the home win against South Alabama ... Collected a career-high six tackles, including four solo, in the homecoming triumph over MTSU ... Registered two tackles, including 0.5 tackles for loss, at home against Texas A&M ... Recorded two tackles on the road at LSU and one in the regular-season finale against Ole Miss in the Egg Bowl.

**2011:** Redshirted his first season on campus after undergoing season-ending surgery on his right shoulder in August.

**HIGH SCHOOL:** Named First-Team All-State by the Jackson Clarion-Ledger across all divisions ... Also listed among the Top 40 Most Wanted in the state by the Clarion-Ledger ... A consensus all-state prospect in the 3A division following his senior season ... Selected by The Mississippi Association of Coaches to the 40-man roster for the Mississippi-Alabama All-Star Game ... Played for Coach Miles Porter and led the Panthers to a 9-4 record, a 4-1 record in Region 6 and the second round of the Class 3A state playoffs ... Credited with 90 total tackles and intercepted six passes for 112 yards during senior season ... Also blocked

one punt and caused two fumbles ... Rushed 31 times for 205 yards and scored three touchdowns ... Played both ways during his junior season ... Helped lead the team to a 13-2 record for Coach David Parker and reached the south state finals of Class 3A where they lost to eventual state champions Tylertown ... As a junior, rushed 23 times for 207 yards and three touchdowns ... Also caught seven passes for 255 yards for three more touchdowns ... Defensively posted 42 tackles and intercepted three passes ... Starred on defense as a sophomore ... Credited with 60 total tackles and a pair of interceptions with seven passes broken up ... Committed to Mississippi State in January 2011.

## CALHOUN'S CAREER HIGHS

Total Tackles – 6, vs. Middle Tennessee State (10-20-12)  
Assisted Tackles – 2, (3x) last vs. Middle Tennessee State (10-20-12)  
Solo Tackles – 4, vs. Middle Tennessee State (10-20-12)  
Tackles For Loss - 0.5, vs. Texas A&M (11-3-12)  
Forced Fumbles - 1, vs. South Alabama (9-22-12)

## CALHOUN'S CAREER STATS

YEAR	G/GS	TT	UT	AT	TFL-YDS	SCK-YDS	FF/FR	PBU	INT-YD
2012	13/0	24	15	9	0.5-1	0.0-0	1/0	0	0-0
<b>TOTALS</b>	<b>13/0</b>	<b>24</b>	<b>15</b>	<b>9</b>	<b>0.5-1</b>	<b>0.0-0</b>	<b>1/0</b>	<b>0</b>	<b>0-0</b>

## CALHOUN'S GAME-BY-GAME DEFENSIVE STATS

DATE	OPPONENT	TT	UT	AT	TFL-YDS	SCK-YDS	FF/FR	PBU	INT-Y
9/1/12	JACKSON STATE	3	3	0	0.0-0	0.0-0	0/0	0	0-0
9/8/12	AUBURN	3	1	2	0.0-0	0.0-0	0/0	0	0-0
9/15/12	at Troy	3	2	1	0.0-0	0.0-0	0/0	0	0-0
9/22/12	SOUTH ALABAMA	3	1	2	0.0-0	0.0-0	1/0	0	0-0
10/6/12	at Kentucky	0	0	0	0.0-0	0.0-0	0/0	0	0-0
10/13/12	TENNESSEE	0	0	0	0.0-0	0.0-0	0/0	0	0-0
10/20/12	MIDDLE TENN. ST.	6	4	2	0.0-0	0.0-0	0/0	0	0-0
10/27/12	at Alabama	1	1	0	0.0-0	0.0-0	0/0	0	0-0
11/3/12	TEXAS A&M	2	1	1	0.5-1	0.0-0	0/0	0	0-0
11/10/12	at LSU	2	1	1	0.0-0	0.0-0	0/0	0	0-0
11/17/12	ARKANSAS	0	0	0	0.0-0	0.0-0	0/0	0	0-0
11/24/12	at Ole Mis	1	1	0	0.0-0	0.0-0	0/0	0	0-0
1/1/13	vs. Northwestern	0	0	0	0.0-0	0.0-0	0/0	0	0-0



**Cole Carter • #71**  
**Redshirt Freshman • RS**  
**OL • 6-6 • 290**  
**Caledonia, Miss. (Caledonia)**



**CAREER:** Still awaiting his first opportunity to take the playing field for the Bulldogs.

**2012:** Sat out his first season as a redshirt freshman.

**HIGH SCHOOL:** A three-star recruit by Scout.com, ESPN.com and 247Sports ... Rated the No. 72 offensive lineman in the nation by Scout.com ... Rated the No. 19 overall player in the state of Mississippi by ESPN.com and 13th by the Clarion-Ledger ... Also named First-Team All-State by the Clarion-Ledger ... Placed on the Class 5A All-State First Team by the state coaches association ... Played in the Mississippi-Alabama All-Star Game ... Played guard his senior season and graded out at 88 percent ... Also played tight end, where he caught three passes for 38 yards and a score ... Played left tackle and tight end his junior season, as well as on offense and defensive line his sophomore campaign ... Chose Mississippi State over Alabama and Ole Miss.

**PERSONAL:** Born Cole Carter on Aug. 24, 1994 in Caledonia, Miss... Son of Steve and Christi Carter.



# 2013 BULLDOGS

GENERAL INFO

2013 BULLDOGS

COACHES

2012 SEASON RECAP


FOOTBALL HISTORY

TEAM RECORDS

INDIVIDUAL RECORDS

STADIUM RECORDS

BOWLS



**Winston Chapman • #72**  
**Sophomore • 1L**  
**SN • 6-2 • 235**  
**Fairhope, Ala. (Fairhope)**



**CAREER:** Has played in all 13 games as a Bulldog as the team's long snapper for punts ... Has yet to have a punt blocked in his career.

**2012:** Played in all 13 games as the starting long snapper ... Did not allow a blocked punt all season ... Recorded his only tackle of the season in the SEC-opening win against Auburn.

**HIGH SCHOOL:** Attended Fairhope High School in Fairhope, Ala. ... Chose MSU over Troy, UAB and Samford.



**Jeremey Chappelle • #84**  
**Junior • TR**  
**WR • 6-3 • 210**  
**Tyler, Texas (Tyler Junior College)**



**JUNIOR COLLEGE:** Led Coach Danny Parker and the Apaches, as well as the Southwest Junior College Football Conference, with 60 receptions for 801 yards and 10 touchdowns despite missing action in two game due to injury ... Named first-team all-conference in the SWJCFC ... Played his freshman year for Stephen F. Austin State University hauling in 17 passes for 175 yards ... Enrolled at MSU in January 2013 ... Rated a four-star recruit by ESPN.com and awarded three stars by Scout.com, 247Sports.com and Rivals.com ... Chose Mississippi State in December 2012 over offers from Houston, Louisiana Tech, Southern Miss, West Virginia and others.

**HIGH SCHOOL:** Decorated high school player in the rich Texas football ranks... Named the 2009 TAPPS 2-III Co-MVP ... Led Brook Hill High School to the TAPPS Division III state championship game, pulling in seven balls for 65 yards ... Led the team to the state title game with a five-catch, 143-yard game in the semifinals, pulling in two touchdowns, including one for 99 yards ...

**PERSONAL:** Born Jeremey Tyrone Chappelle on Nov. 16, 1991 in Tyler, Texas ... Son of Veronica Hunter and Tyrone Chappelle.



**Blaine Clausell • #75**  
**Junior • 2L**  
**OL • 6-7 • 310**  
**Mobile, Ala. (Baker)**



**CAREER:** Has seen action in 24 games with 17 starts in his young Bulldog career on the MSU offensive line ... The starting left tackle for all 13 games in 2012 ... Redshirted his first year on campus as the top reserve at left tackle behind All-American and current Green Bay Packers' left tackle Derek Sherrod ... Enrolled in January 2010 following his early high school graduation.

**2012:** Started at left tackle in all 13 games ... Graded out a champion in nine of 13 games ... Part of an offensive line that gave up the second-fewest sacks in the SEC (29th nationally) ... Graded out at 80 percent in each of the first two games of the season vs. Jackson State and Auburn, collecting a season-high nine pancake blocks in both games ... Registered six pancake blocks and graded out at 84 percent in the road-opening win at Troy ... Also had six pancake blocks in the SEC road opener at Kentucky, grading out at 83 percent in the victory ... Graded out a season-best 93 percent with seven pancake blocks in the nationally-televised win over Tennessee at home ... Tallied four pancake blocks and an 87 percent grade in the homecoming win vs. MTSU ... Graded out at 82 percent at Alabama with four pancake blocks ... Recorded five pancake blocks in the home finale vs. Arkansas, grading out at 87 percent ... Helped the Bulldog rushing attack to 186 yards on the ground against Northwestern in

the Gator Bowl.

**2011:** Saw action in 11 games on the offensive line, including four-straight starts at left tackle during the early part of the season ... Recorded 14 takedowns on the year, including a season-high six in the home win against Louisiana Tech ... Graded out a champion in the homecoming win against UT Martin ... Blocked for a running back who finished fourth in the SEC in rushing, while giving up the fifth-fewest sacks in the league ... Aided an offensive line that helped the 2011 squad reach the top 10 in school history for single-season marks in passing touchdowns, passing completions, total yards and first downs ... Helped an offensive line that tallied multiple rushing touchdowns in games against Memphis, Auburn, Kentucky, UT Martin, Ole Miss and Wake Forest ... Blocked for an offense that scored 50-plus points twice in the same season for the first time since 1914 (four), and only the third time in school history (1907, twice) ... Part of an offensive line that paved the way for running back Vick Ballard to rush for a career-high 180 yards against Wake Forest in the Music City Bowl.

**2010:** Spent the season as a redshirt offensive lineman.

**HIGH SCHOOL:** Played for head coach Tim Massengale at Baker High School ... First player from his high school to play football in the Southeastern Conference ... Recipient of Sherryl Smith Scholarship Award ... First-Team all-area ... Committed to Mississippi State in July prior to senior season ... Chose Bulldogs over Louisiana, Southern Mississippi and Troy.

**PERSONAL:** Born Blaine Iman Clausell on January 31, 1992 in Mobile ... Son of Leon and Teraca Lang.



**Justin Cox • #9**  
**Junior • TR**  
**DB • 6-3 • 195**  
**West Point, Miss. (East Mississippi CC)**



**JUNIOR COLLEGE:** Speedy defensive back who can help the Bulldogs at either corner-back or safety at the next level ... Rated a four-star recruit by ESPN.com, Scout.com and 247Sports.com ... Considered the second-best safety prospect in the country by 247Sports.com, while earning the 33rd spot regardless of position in the country ... Played last two seasons for EMCC and Head Coach Buddy Stephens ... Compiled 11 interceptions in his two season as a Lion with 19 pass breakups ... Was second on the team in tackles with 119, adding seven tackles behind the line of scrimmage ... Along with a 2011 national championship ring, Cox also garnered several individual honors ... Named to the 2012 NJCAA Region 23 First-Team as a defensive back ... Enrolled in MSU in January 2013 ... Committed to Mississippi State in December 2012 over offers from Alabama, Arkansas, Georgia, Kentucky, Ole Miss, Nebraska, Tennessee and a host of others.

**HIGH SCHOOL:** Signed with Mississippi State with only three other FBS offers ... Rated a three-star recruit by Scout.com and the 95th-best cornerback in the country by the same publication ... Named First-Team All-State by the Clarion Ledger... Named Class 5A, First-Team All-State by the Mississippi Association of Coaches ... Named All-Area by the Northeast Mississippi Daily Journal ... Won two-straight state championships for the West Point Green Wave, playing both offense and defense while also standing out on special teams ... Rushed for 1,136 yards and 19 touchdowns during his senior season ... Chosen to play in the Mississippi-Alabama All-Star Classic in Mobile, where he started the game at corner... Was named one of three finalists for Mississippi's Mr. Football.



**Torrey Dale • #49**  
**Redshirt Freshman • RS**  
**DL • 6-6 • 250**  
**Kenner, La. (John Curtis Christian)**



**CAREER:** Still awaiting his first opportunity to take the playing field for the Bulldogs.

**2012:** Sat out his first season as a redshirt freshman.

**HIGH SCHOOL:** A three-star prospect by Rivals.com, Scout.com and 247Sports ... Rated the No. 33 overall player in the state of Louisiana by 247Sports... In the Class 2A State Championship Game, was credited with nine tackles and a sack ... Accumulated 72 total tackles his senior season, including 21 behind the line of scrimmage ... Of those 21, 16 of them were sacks, including one safety ... Named to the Class 2A Defensive First Team by the Louisiana Sports Writers Association ... Chose Mississippi State over Southern Miss, Auburn and LSU.

**PERSONAL:** Born Torrey Emanuel Bell on July 14, 1993 in Kenner, La. ... Son of Ron Bell and Celeste Dale ... Has two siblings, Akira and Tatiana.



**Dillon Day • #63**  
**Junior • 2L**  
**OL • 6-4 • 300**  
**West Monroe, La. (West Monroe)**



**CAREER:** The starting center for the last 21 games ... Named to the 2013 preseason Rimington Trophy Watch List recognizing the nation's top center, his second-consecutive season to be named to the preseason watch list ... Has played in all 26 games of his career, including 22 games as the starting center ... Named an Honorable Mention Freshman All-American by Scout.com after his first season on the field with the Maroon and White ... Excelled as a scout team and reserve offensive lineman during his redshirt season ... Member of the 2011 and 2012 Fall SEC Academic Honor Roll.

**2012:** One of just eight sophomores that were named to the 2012 Rimington Trophy Watch List, given to the nation's best center ... Started all 13 games at center, grading out a champion in 10 of the 13 games ... Part of an offensive line that gave up the second-fewest sacks in the SEC (29th nationally) ... Graded out at a career-high 97 percent in the SEC-opening win against Auburn, while also recording six pancake blocks ... Registered a career-high 12 pancake blocks and recorded an 81 percent grade in the road opener at Troy ... Graded out at 83 percent with five pancake blocks in the win vs. South Alabama ... Tallied six pancake blocks and an 85 percent grade in the road win at Kentucky ... Graded out at 85 percent with four pancake blocks in the nationally-televised home win over Tennessee ... Recorded a grade of 84 percent with six pancake blocks in the homecoming win vs. MTSU ... Graded out at 81 percent with five pancake blocks at Alabama ... Registered a grade of 92 percent with eight pancake blocks in the home triumph vs. Arkansas ... Graded out at 80 percent in the regular-season finale at Ole Miss in the Egg Bowl ... Graded out a champion in the Bulldogs' finale vs. Northwestern in the Gator Bowl, helping State to 186 yards on the ground.

**2011:** Started nine games at center and appeared in all 13 games ... Started at center the last eight games of the season ... Graded out a champion four times (Kentucky, UT Martin, No. 3 Alabama, Wake Forest) ... Recorded 31 takedowns on the season, including a season-high six vs. Louisiana Tech ... Blocked for a running back who finished fourth in the SEC in rushing, while giving up the fifth-fewest sacks in the league ... As the starting center for the majority of the season, aided an offensive line that helped the 2011 squad reach the top 10 in school history for single-season marks in passing touchdowns, passing completions, total yards and first downs ... Helped an offensive line that tallied multiple rushing touchdowns in games against Memphis, Auburn, Kentucky, UT Martin, Ole Miss and Wake Forest ... Blocked for an offense that scored 50-plus points twice in the same season for the first time since 1914 (four), and only the third time in school history (1907, twice) ... Part of an offensive line that paved the way for running back Vick Ballard to rush for a career-high 180 yards against Wake Forest in the Music City Bowl ... Saw playing time in the season-opening win at Memphis, where he helped Ballard run for 166 yards and three scores, a performance

that earned Ballard SEC Player of the Week ... The game also saw the offense set the school record for total offense in a game (645 yards).

**HIGH SCHOOL:** Played offensive tackle for head coach Don Shows at West Monroe, helping lead the Rebels to a state championship appearance his junior year and the 5A state title his senior campaign ... West Monroe finished the 2009 season 15-0 and ranked No. 9 nationally, defeating Archbishop Rummel 30-0 in the title game in the Louisiana Superdome ... Rated a two-star prospect by Rivals.com ... Also held scholarship offers from Louisiana Tech and Louisiana-Monroe.

**PERSONAL:** Born Oct. 17, 1991 ... Son of Marc and Diane Day.



**Devon Desper • #62**  
**Redshirt Freshman • RS**  
**OL • 6-3 • 300**  
**Madison, Miss. (Madison Central)**



**CAREER:** Still awaiting his first opportunity to take the playing field for the Bulldogs.

**2012:** Sat out his first season as a redshirt freshman.

**HIGH SCHOOL:** Rated a three-star recruit by Rivals.com, Scout.com, ESPN.com and 247Sports ... The fourth-best center and 10th-best player in the state of Mississippi in the class of 2012 according to ESPN.com ... Rated one of the top lineman prospects by Tom Lemming of MaxPreps ... Started at center for the Under Armour All-American Game in Orlando in January 2012 ... Named to the All-State First Team by the state coaches association and Clarion-Ledger ... Started at center in the Mississippi-Alabama All-Star Game ... Graded out a 92 percent blocker with a total of 126 pancake blocks, blocking for a rushing attack that averaged 330-plus yard on the ground per game ... Made it to the 6A North State title game his senior season ... Prior to his senior campaign, participated in the Army All-American combine ... Also competed for the MCHS track team, where he threw discus ... Chose Mississippi State over Ole Miss and Alabama.

**PERSONAL:** Born Devon Desper on June 16, 1994 in Madison, Miss. ... Son of Tommy and Christen Desper.



**Kaleb Eulls • #92**  
**Junior • 2L**  
**DL • 6-4 • 290**  
**Yazoo City, Miss. (Yazoo County)**



**CAREER:** Started all 26 games of his young career so far as a Bulldog, acquiring 58 tackles, 4.0 tackles for loss, 1.0 sacks, one pass breakup and a fumble recovery ... Named to the 2011 All-SEC Freshman Team in a vote by the league's coaches ... A defensive lineman who will be a mainstay on the Bulldogs' defensive line for years to come ... The only defensive freshman (true or redshirt) to start all 13 games in the SEC in 2011 ... Saw time at both defensive tackle and defensive end during his developmental season.

**2012:** Started all 13 games for the second-straight season, totaling 28 tackles, 1.0 tackles for loss, a fumble recovery and a pass breakup ... Broke up a pass and made a tackle in the road-opening win at Troy ... Registered a season-high 1.0 tackles for loss to go along with four tackles in the home triumph over South Alabama ... Collected two tackles in the SEC wins at Kentucky and at home vs. Tennessee ... Totaled one tackle in the homecoming win over MTSU and two at Alabama ... Tallied a season-high five tackles at home vs. Texas A&M and tied it the next week at LSU ... Registered two tackles in each of the last three games vs. Arkansas, at Ole Miss and vs. Northwestern in the Gator Bowl.

**2011:** Named to the 2011 All-SEC Freshman Team in a vote by the league's coaches ... The only defensive freshman (true or redshirt) to start all 13 games in the SEC in 2011, while also drawing a start in the Music City Bowl ... Tallied 30 tackles, 3.0 tackles for loss and a sack in his first season on the playing field ... Recorded two tackles in his Bulldog debut at Memphis ... Notched three tackles, two for loss and his first career sack in a nationally-televised contest vs. No. 3 LSU at home ... Credited with four tackles at home vs. No. 13 South Carolina ...

GENERAL INFO

2013 BULLDOGS

COACHES

2012 SEASON  
RECAP

FOOTBALL  
HISTORY

TEAM RECORDS

INDIVIDUAL  
RECORDS

STADIUM  
RECORDS

BOWLS



# 2013 BULLDOGS

## GENERAL INFO

Tallied a career-high six tackles in a nationally-televised contest vs. No. 3 Alabama at home . . . Had 0.5 tackles for loss at Arkansas . . . Registered five tackles in the Egg Bowl victory over rival Ole Miss.

**2010:** Redshirted his true freshman season.

**HIGH SCHOOL:** Ranked the No. 4 player in the state of Mississippi regardless of position by SuperPrep . . . Slotted at No. 5 regardless of position and the top defensive lineman by Scout.com . . . A four-star rating by both Scout.com and Rivals.com . . . A consensus all-state selection and a pick to play in the Mississippi-Alabama All-Star Game . . . Named the 4A Defensive Player of the Year by the Mississippi Association of Coaches . . . Named to the Clarion-Ledger Dandy Dozen along with being named the paper's sixth most wanted recruit . . . As a defensive end totaled 82 tackles with 16 tackles for loss and seven sacks . . . Forced one fumble and recovered another . . . Also handled quarterback on offense and finished his senior year with 721 passing yards . . . Played for Head Coach Matt Williams . . . Received national headlines and television appearances after disarming a student on the bus on the way to school . . . Chose Mississippi State over Mississippi . . . Also had offers from Alabama, Georgia, LSU, Southern Miss and Tennessee among others . . . Committed to Mississippi State in July of 2009.

**PERSONAL:** Born Kaleb Lashun Eulls on June 28, 1991 . . . Son of Ora Eulls.

## EULLS' CAREER HIGHS

Total Tackles – 6, vs. Alabama (11-12-11)

Assisted Tackles – 5, (3x) last at LSU (11-10-12)

Solo Tackles – 2, (3x) last at Kentucky (10-6-12)

Sacks – 1.0, vs. LSU (9-15-11)

Tackles for Loss – 2.0, vs. LSU (9-15-11)

Fumble Recovery – 1, at Ole Miss (11-24-12)

Pass Breakups – 1, at Troy (9-15-12)

## EULLS' CAREER STATS

YEAR	G/GS	TT	UT	AT	TFL-YDS	SCK-YDS	FF/FR	PBU	INT-YD
2011	13/13	30	8	22	3.0-9	1.0-7	0/0	0	0-0
2012	13/13	28	7	21	1.0-1	0.0-0	0/1	1	0-0
<b>TOTALS</b>	<b>26/26</b>	<b>58</b>	<b>15</b>	<b>43</b>	<b>4.0-10</b>	<b>1.0-7</b>	<b>0/1</b>	<b>1</b>	<b>0-0</b>

## EULLS' GAME-BY-GAME DEFENSIVE STATS

DATE	OPPONENT	TT	UT	AT	TFL-YDS	SCK-YDS	FF/FR	PBU	INT-Y
9/1/11	* at Memphis	2	1	1	0.0-0	0.0-0	0/0	0	0-0
9/10/11	* at Auburn	1	1	0	0.0-0	0.0-0	0/0	0	0-0
9/15/11	* LSU	3	2	1	2.0-9	1.0-7	0/0	0	0-0
9/24/11	* LA. TECH	2	0	2	0.0-0	0.0-0	0/0	0	0-0
10/1/11	* at Georgia	2	1	1	0.0-0	0.0-0	0/0	0	0-0
10/8/11	* at UAB	0	0	0	0.0-0	0.0-0	0/0	0	0-0
10/15/11	* SOUTH CAROLINA	4	0	4	0.0-0	0.0-0	0/0	0	0-0
10/29/11	* at Kentucky	1	0	1	0.5-0	0.0-0	0/0	0	0-0
11/5/11	* UT MARTIN	2	0	2	0.0-0	0.0-0	0/0	0	0-0
11/12/11	* ALABAMA	6	1	5	0.0-0	0.0-0	0/0	0	0-0
11/19/11	* at Arkansas	1	0	1	0.5-0	0.0-0	0/0	0	0-0
11/26/11	* OLE MISS	5	2	3	0.0-0	0.0-0	0/0	0	0-0
12/30/11	* vs. Wake Forest	1	0	1	0.0-0	0.0-0	0/0	0	0-0
9/1/12	* JACKSON STATE	0	0	0	0.0-0	0.0-0	0/0	0	0-0
9/8/12	* AUBURN	0	0	0	0.0-0	0.0-0	0/0	0	0-0
9/15/12	* at Troy	1	1	0	0.0-0	0.0-0	0/0	1	0-0
9/22/12	* SOUTH ALABAMA	4	1	3	1.0-1	0.0-0	0/0	0	0-0
10/6/12	* at Kentucky	2	2	0	0.0-0	0.0-0	0/0	0	0-0
10/13/12	* TENNESSEE	2	1	1	0.0-0	0.0-0	0/0	0	0-0
10/20/12	* MIDDLE TENN. ST.	1	0	1	0.0-0	0.0-0	0/0	0	0-0
10/27/12	* at Alabama	2	0	2	0.0-0	0.0-0	0/0	0	0-0
11/3/12	* TEXAS A&M	5	0	5	0.0-0	0.0-0	0/0	0	0-0
11/10/12	* at LSU	5	0	5	0.0-0	0.0-0	0/0	0	0-0
11/17/12	* ARKANSAS	2	0	2	0.0-0	0.0-0	0/0	0	0-0
11/24/12	* at Ole Miss	2	1	1	0.0-0	0.0-0	0/1	0	0-0
1/1/13	* vs. Northwestern	2	1	1	0.0-0	0.0-0	0/0	0	0-0

## 2013 BULLDOGS

## COACHES

## 2012 SEASON RECAP

## FOOTBALL HISTORY

## TEAM RECORDS

## INDIVIDUAL RECORDS

## STADIUM RECORDS

## BOWLS



**Deonte Evans • #24**  
**Redshirt Freshman • RS**  
**ATH • 5-10 • 210**  
**McComb, Miss. (McComb)**



**CAREER:** Still awaiting his first opportunity to take the playing field for the Bulldogs.

**2012:** Sat out his first season as a redshirt freshman.

**HIGH SCHOOL:** Rated a three-star recruit by Rivals.com, Scout.com, ESPN.com and 247Sports . . . Ranked the 11th-best prospect in Mississippi and No. 53 at his position nationally by Rivals.com . . . Named a Top-40 collegiate prospect by the Clarion-Ledger . . . Earned Second-Team All-State honors as an all-purpose players by the Clarion-Ledger, as well as Class 5A First-Team All-State recognition on defense as a senior . . . Played in the Mississippi-Alabama All-Star Game . . . Played running back, slot and split receiver, quarterback and inside and outside linebacker his senior campaign . . . Ran for 911 yards and 13 touchdowns on 156 carries (5.8 YPC), while catching 11 passes for 83 yards . . . Also tallied 58 total tackles with eight sacks, two recovered fumbles and a blocked field goal . . . Four of his eight sacks came in a late-season victory over West Jones that earned MHS a playoff spot . . . Rushed for 365 yards with a 7.5 yards-per-carry average his junior season, along with three receiving touchdowns . . . Also totaled 14 tackles and a sack . . . Ran 18 times for 147 yards and a score during his sophomore campaign, while also collecting 79 tackles and an interception . . . Played basketball for MHS as well . . . Chose State over Ole Miss, Memphis and Louisiana Tech.

**PERSONAL:** Born Deonte Lamar Evans on April 7, 1994, in Summit, Miss. . . . Son of Gregory and Rosamond Evans.



**Quay Evans • #54**  
**Sophomore • 1L**  
**DL • 6-3 • 310**  
**Morton, Miss. (Morton)**



**CAREER:** Powerful young defensive lineman expected to compete for a starting job in fall 2013 . . . Played in 10 games in his first season for the Maroon and White . . . Member of the 2012 Fall SEC Academic Honor Roll

**2012:** Saw action in 10 games, recording seven tackles, one forced fumble and a fumble recovery . . . Was a force in the season-opening win vs. Jackson State, tallying three tackles and a quarterback hurry while also forcing a fumble . . . Also provided a key block on Darius Slay's interception return for a touchdown . . . Recovered a fumble in his SEC debut, a 28-10 home win over Auburn . . . Made a tackle in wins against South Alabama, Tennessee and MTSU at home . . . Came up with a tackle in the Bulldogs' game vs. Northwestern in the Gator Bowl.

**HIGH SCHOOL:** Rated the top prospect in the state of Mississippi among all positions by various recruiting services . . . Rated among ESPNU 150 and Under Armour 150 . . . Scout.com has listed him among their top three prep defensive linemen for two years . . . The No. 4 ranked defensive lineman nationally by Tom Lemming of MaxPreps, and 44th-best overall prospect . . . Mobile Press-Register ranked him No. 15 among 120 member Super Southeast states prospects, all positions . . . Helped lead Coach Miles Porter's 2011 team to an 8-4 record, 4-1 mark in Region 6 and Class 3A playoff appearance . . . As a senior was credited with 72 tackles with 4.5 sacks, four forced fumbles and two fumbles recovered . . . Was chosen for the Mississippi-Alabama All-Star game, but chose not to participate in the post-season event . . . The Jackson Clarion-Ledger ranked him first in their postseason top 40 senior prospects list, as well as First-Team All-State in all classifications . . . Also named the newspaper's preseason Dandy Dozen prospects list . . . As a junior was credited with 80 tackles and eight sacks, as his team finished 9-4 and reached the 3A playoffs second round . . . Won the state powerlifting championship over the summer with a 635-pound deadlift . . . Named First-Team All-State defense by the Mississippi Association of Coaches and Second-Team by the Clarion-Ledger in 2009 following a 104 tackle sophomore season, with 14.0 sacks . . . Also named Class 3A Defensive Player of the by the MAC . . . Earned a place on the varsity defen-

sive line as a freshman and posted 72 tackles with 5.0 sacks . . . Chose Mississippi State over Auburn, USC, Florida State, LSU, Alabama, Ole Miss and a host of other programs.

**PERSONAL:** Son of Carolyn Evans . . . Born Oct. 5, 1992.

## EVANS' CAREER HIGHS

Total Tackles – 3, vs. Jackson State (9-1-12)

Assisted Tackles – 1, (3x) last vs. Tennessee (10-13-12)

Solo Tackles – 2, vs. Jackson State (9-1-12)

Forced Fumble - 1, vs. Jackson State (9-1-12)

Fumble Recovery - 1, vs. Auburn (9-8-12)

## EVANS' CAREER STATS

YEAR	G/GS	TT	UT	AT	TFL-YDS	SCK-YDS	FF/FR	PBU	INT-YD
2012	10/0	7	4	3	0.0-0	0.0-0	1/1	0	0-0
<b>TOTALS</b>	<b>10/0</b>	<b>7</b>	<b>4</b>	<b>3</b>	<b>0.0-0</b>	<b>0.0-0</b>	<b>1/1</b>	<b>0</b>	<b>0-0</b>

## EVANS' GAME-BY-GAME DEFENSIVE DEFENSIVE STATS

DATE	OPPONENT	TT	UT	AT	TFL-YDS	SCK-YDS	FF/FR	PBU	INT-Y
9/1/12	JACKSON STATE	3	2	1	0.0-0	0.0-0	1/0	0	0-0
9/8/12	AUBURN	0	0	0	0.0-0	0.0-0	0/1	0	0-0
9/15/12	at Troy	0	0	0	0.0-0	0.0-0	0/0	0	0-0
9/22/12	SOUTH ALABAMA	1	0	1	0.0-0	0.0-0	0/0	0	0-0
10/6/12	at Kentucky				DID NOT PLAY				
10/13/12	TENNESSEE	1	0	1	0.0-0	0.0-0	0/0	0	0-0
10/20/12	MIDDLE TENN. ST.	1	1	0	0.0-0	0.0-0	0/0	0	0-0
10/27/12	at Alabama	0	0	0	0.0-0	0.0-0	0/0	0	0-0
11/3/12	TEXAS A&M				DID NOT PLAY				
11/10/12	at LSU	0	0	0	0.0-0	0.0-0	0/0	0	0-0
11/17/12	ARKANSAS	0	0	0	0.0-0	0.0-0	0/0	0	0-0
11/24/12	at Ole Miss				DID NOT PLAY				
1/1/13	vs. Northwestern	1	1	0	0.0-0	0.0-0	0/0	0	0-0



**Nick Griffin • #7**

**Junior • 2L**

**RB • 6-0 • 225**

**New Augusta, Miss. (Perry Central)**



**CAREER:** An emerging talent out of the backfield, expected to compete for carries in the flourishing Bulldog backfield . . . Played in all 12 regular-season games his true sophomore season . . . Has seen action in 17 career games, including one start, rushing 48 times for 331 yards and two touchdowns . . . His 6.9 career yards per carry average is the highest on the team . . . Missed the first five games of the 2011 campaign following a knee injury . . . Highly -touted runner coming from the Mississippi prep ranks . . . Member of the 2011 and 2012 Fall SEC Academic Honor Roll

**2012:** Showed glimpses of brilliance his sophomore season, running 32 times for 223 yards and a touchdown . . . His 7.0 yards per carry was a team high for MSU . . . Ran five times for 12 yards in the season-opening win vs. Jackson State . . . Reeled off a 22-yard run in the SEC opener vs. Auburn, setting up a touchdown that sealed the game for the Bulldogs . . . Toted the rock four times for 14 yards in the win vs. South Alabama . . . Took one carry for 44 yards in the homecoming win over MTSU . . . Carried once for nine yards at Alabama . . . Rushed twice for 10 yards and caught a seven-yard pass vs. Texas A&M . . . Made his first career start at LSU, carrying a career-high 11 times for 38 yards . . . Rushed two times for a season-best 68 yards vs. Arkansas, including his second career touchdown . . . His 60-yard touchdown run was the second-longest rush of the season for the Maroon and White . . . Recorded a 16-yard run for a first down in the Egg Bowl rivalry game at Ole Miss.

**2011:** Saw action as a reserve running back in five games after missing the first five games of the season due to a knee injury . . . Made his Bulldog debut in the road win at UAB, rushing four times for 25 yards . . . Recorded his best game of the season in the homecoming win vs. UT Martin, carrying 10 times for 80 yards and a touchdown, including a season-best 34-yard run . . . Caught one pass for eight yards vs. No. 3 Alabama . . . Carried the ball twice for three yards in the Egg Bowl win over Ole Miss.

**2010:** Sat out his freshman year as a redshirt.

**HIGH SCHOOL:** Rated the No. 10 prospect in the state of Mississippi regardless of position by Rivals.com . . . Earned a three-star rating from Rivals.com, Scout.com and ESPN.com . . . Played in the Mississippi-Alabama All-Star Game . . . Listed on the Jackson Clarion-Ledger's 40 Most Wanted List and also a preseason Dandy Dozen Selection . . . Named First-Team All-State by the Jackson Clarion-Ledger . . . Also named First-Team All-State on the 3A level by Mississippi Association of Coaches . . . Led class 3A in rushing with 2,080 yards on 234 carries for head coach Tim Barron in 2009 . . . Scored 36 touchdowns during his senior season with 31 coming on the ground . . . Also played defensively as a safety, and as a junior posted 82 tackles with a two sacks and four interceptions . . . Averaged just under 30.0 yards punting . . . As a junior, rushed for 720 yards with nine touchdowns on 120 carries . . . In 2007 he had a breakout season with 1,371 rushing yards on 201 carries and 17 touchdowns . . . Also posted 64 tackles with an interception on defense . . . Played for the varsity as a ninth grader with 59 tackles and three sacks . . . Played for the PCHS basketball varsity and ran track . . . Committed to Mississippi State in January 2010 with offers from Stanford, Southern Miss and Vanderbilt.

**PERSONAL:** Born Nicholas Cameron Griffin on Oct. 23, 1991 . . . Son of Joseph and Mae Griffin.

## GRIFFIN'S CAREER HIGHS

Carries – 11, at LSU (11-10-12)

Rushing Yards – 80, vs. UT Martin (11-5-11)

Rushing Touchdowns – 1, (2x) last vs. Arkansas (11-17-12)

Longest Rush – 60, vs. Arkansas (11-17-12)

Receptions – 1, vs. Alabama (11-12-11)

Receiving Yards – 8, vs. Alabama (11-12-11)

Longest Reception – 8, vs. Alabama (11-12-11)

All-Purpose Yards -- 80, vs. UT Martin (11-5-11)



# 2013 BULLDOGS

GENERAL INFO

## GRIFFIN'S CAREER RUSHING STATS

YEAR	G/GS	NO.	YDS	AVG.	TD	LP/OPPONENT
2011	5/0	16	108	6.8	1	34 / UT Martin
2012	12/1	32	223	7.0	1	60 / Arkansas
<b>TOTALS</b>	<b>17/1</b>	<b>48</b>	<b>331</b>	<b>6.9</b>	<b>2</b>	<b>60 / ARKANSAS</b>

## GRIFFIN'S CAREER RECEIVING STATS

YEAR	G/GS	NO.	YDS	AVG.	TD	LP/OPPONENT
2011	5/0	1	8	8.0	0	8 / Alabama
2012	12/1	2	3	1.5	0	7 / Texas A&M
<b>TOTALS</b>	<b>17/1</b>	<b>3</b>	<b>11</b>	<b>3.7</b>	<b>0</b>	<b>8 / ALABAMA</b>

## GRIFFIN'S GAME-BY-GAME RUSHING STATS

DATE	OPPONENT	NO.	GAIN	LOSS	NET	AVG.	TD	LP
9/1/11	at Memphis				DID NOT PLAY			
9/10/11	at Auburn				DID NOT PLAY			
9/15/11	LSU				DID NOT PLAY			
9/24/11	LA. TECH				DID NOT PLAY			
10/1/11	at Georgia				DID NOT PLAY			
10/8/11	at UAB	4	25	0	25	6.2	0	1
10/15/11	SOUTH CAROLINA				DID NOT PLAY			
10/29/11	at Kentucky				DID NOT PLAY			
11/5/11	UT MARTIN	10	80	0	80	0.0	1	34
11/12/11	ALABAMA	0	0	0	0	0.0	0	0
11/19/11	at Arkansas	0	0	0	0	0.0	0	0
11/26/11	OLE MISS	2	3	0	3	1.5	0	2
11/30/11	vs. Wake Forest				DID NOT PLAY			
9/1/12	JACKSON STATE	5	12	0	12	2.4	0	5
9/8/12	AUBURN	2	20	1	21	10.5	0	22
9/15/12	at Troy	0	0	0	0	0.0	0	-
9/22/12	SOUTH ALABAMA	4	14	0	14	3.5	0	5
10/6/12	at Kentucky	0	0	0	0	0.0	0	-
10/13/12	TENNESSEE	1	0	3	-3	-3.0	0	-3
10/20/12	MIDDLE TENN. ST.	1	44	0	44	44.0	0	44
10/27/12	at Alabama	1	9	0	9	9.0	0	9
11/3/12	TEXAS A&M	2	10	0	10	5.0	0	8
11/10/12	* at LSU	11	39	1	38	3.5	0	9
11/17/12	ARKANSAS	2	68	0	68	34.0	1	60
11/24/12	at Ole Miss	3	16	6	10	3.3	0	16
1/1/13	vs. Northwestern				DID NOT PLAY			

2013 BULLDOGS

COACHES

2012 SEASON RECAP

FOOTBALL HISTORY

TEAM RECORDS

INDIVIDUAL RECORDS

STADIUM RECORDS

BOWLS

**PERSONAL:** Son of Sam Harris and Shevone Harris ... Born Johnathan Lamar Harris on Dec. 30, 1992.



**Corvell Harrison-Gay • #56**  
**Senior • 1L**  
**DL • 6-3 • 265**  
**Laurel, Miss. (Northeast Jones)**



**CAREER:** Has seen action in nine games since becoming a Bulldog ... Posted eight tackles in his career ... Highly recruited prepster from the Mississippi high school ranks.

**2012:** Saw action in three games, including the regular-season finale at Ole Miss for the Egg Bowl ... Made a tackle in the season-opening win vs. Jackson State ... Collected a career-high four tackles in the homecoming victory over MTSU.

**2011:** Played in one game, tallying three tackles in the season-opening win at Memphis.


**2010:** Played in five games during his true freshman season ... Provided depth along the defensive front ... Was not credited with a tackle ... Saw action in wins over Alcorn State and Houston ... Also played against Alabama and in the double-overtime game against Arkansas ... Finished the season with limited playing time in the Gator Bowl victory over Michigan.

**HIGH SCHOOL:** Listed as the top linebacker prospect in the state of Mississippi by Rivals.com and No. 2 linebacker by Scout.com ... Rated the No. 23 prospect regardless of position in Mississippi by Scout.com ... Selected to play in the Mississippi-Alabama All-Star game ... Listed on the Jackson Clarion-Ledger's 40 Most Wanted List ... Earned all-state honors in Class 4A by the Mississippi Association of Coaches ... Named second-team All-State regardless of classification by the Clarion-Ledger ... All-Jones County team pick of the Laurel Leader Call ... All-Area selection of WDAM-TV ... For the 2009 season he led NEJHS on defense with 85 tackles in ten games ... Playing tight end he caught eight passes for 82 yards with a pair of touchdown receptions, one each in games with Class 5A state finalists West Jones and Wayne County ... Played for head coach Robert Hathorn at Northeast Jones ... Committed to Mississippi State in December of 2009.

**PERSONAL:** Born Corvell Vermaine Gay on March 22, 1991 ... Son of Ollie and Michelle Harrison.

## HARRISON-GAY'S CAREER STATS

YEAR	G/GS	TT	UT	AT	TFL-YDS	SCK-YDS	FF/FR	PBU	INT-YD
2010	5/0	0	0	0	0.0-0	0.0-0	0/0	0	0-0
2011	1/0	3	1	2	0.0-0	0.0-0	0/0	0	0-0
2012	3/0	5	0	5	0.0-0	0.0-0	0/0	0	0-0
<b>TOTALS</b>	<b>9/0</b>	<b>8</b>	<b>1</b>	<b>7</b>	<b>0.0-0</b>	<b>0.0-0</b>	<b>0/0</b>	<b>0</b>	<b>0-0</b>



**John Harris • #99**  
**Sophomore • SQ**  
**DL • 6-5 • 235**  
**Boynton Beach, Fla. (Community)**



**CAREER:** Enrolled in January of 2011 and went through spring drills ... Talented pass rusher that saw his first playing time in college in the fall of 2012.

**2012:** Saw action in the season opener vs. Jackson State and the homecoming win over MTSU ... Made a tackle against the Tigers in the season lid-lifter.

**2011:** Sat out his freshman year as a redshirt.

**HIGH SCHOOL:** Starred for head coach Rick Swain at Boynton Beach Community High School ... Recorded 65 total tackles along with six sacks during the 2010 season ... Also credited with 14 tackles for loss on the year ... Rated a three-star prospect by recruiting services Rivals.com and Scout.com ... Ranked the 13th best prospect in the state of Florida by The Palm Beach Post ... Widely recruited during his prep career, was offered by more than 20 schools nationwide ... Chose Mississippi State in November 2010 over Boston College, UCF, West Virginia, Wisconsin and a host of others ... Graduated from high school in December and enrolled during the spring of 2011.



**Brandon Hill • #18**  
**Junior • 2L**  
**TE • 6-2 • 240**  
**Columbus, Miss. (West Lowndes)**



**CAREER:** Talented junior emerging from special teams fixture to a competitor for starting tight end ... Played in 25 career games as a Bulldog ... Has caught six passes for 49 yards in his career ... Member of the 2011 and 2012 Fall SEC Academic Honor Roll.

**2012:** Saw action in 12 games, catching five passes for 46 yards ... Tallied 27 receiving yards on two catches in the season-opening win against Jackson State at home ... Caught one pass for six yards in the SEC-opening victory vs. Auburn ... Made a special teams tackle in the triumph over South Alabama ... Hauled in one pass for five yards in the nationally-televised win vs. Tennessee at home ... In the homecoming win against MTSU, caught one pass for eight yards ... Recorded a special teams tackle at LSU.

**2011:** Played in all 13 games, mostly on kickoff and punt coverage ... Caught one pass at Auburn in his SEC debut.


**2010:** Sat out the season as a true freshman redshirt.

## HILL'S CAREER HIGHS

Receptions – 2, vs. Jackson State (9-1-12)  
 Receiving Yards – 27, vs. Jackson State (9-1-12)  
 Longest Reception – 19, vs. Jackson State (9-1-12)

## HILL'S CAREER RECEIVING STATS

YEAR	G/GS	NO.	YDS	AVG.	TD	LP/OPPONENT
2011	13/0	1	3	3.0	0	3 / Auburn
2012	12/0	5	46	9.2	0	19 / Jackson State
<b>TOTALS</b>	<b>25/0</b>	<b>6</b>	<b>49</b>	<b>8.2</b>	<b>0</b>	<b>19 / JACKSON STATE</b>



**Dylan Holley • #55**  
**Senior • 1L**  
**OL • 6-3 • 290**  
**D'Iberville, Miss. (Miss. Gulf Coast CC)**



**CAREER:** Joined the program in 2012, serving on special teams and as a reserve center . . . Played in 12 games in his first season on campus.

**2012:** Saw action in 12 games, seeing time primarily on special teams with the kicking units . . . Played 15 snaps in the season-opening victory against Jackson State, grading out at 73 percent with two pancake blocks . . . Played 14 snaps in the home victory against South Alabama . . . Graded out a career-best 92 percent at Alabama, receiving a "S" for satisfactory in 12 of his 13 snaps.

**JUNIOR COLLEGE:** Highly touted offensive line prospect from the Mississippi Gulf Coast . . . Named a First-Team All-American by the NJCAA . . . Rated among the Jackson Clarion-Ledger's Juco Top 25 Most Wanted prospects list . . . Played several positions for Head Coach Steve Campbell's Bulldogs . . . In 2011, helped MGCCC lead the nation in rushing . . . Saw time at defensive line, fullback and offensive line during his junior college career . . . Helped the Bulldogs to a 10-2 record and their fifth-consecutive MACJC South State title and state championship game . . . In his two seasons at MGCCC, posted a 20-4 record and the 2010 MACJC title.

**HIGH SCHOOL:** Two-way starter on the lines of scrimmage for Head Coach Buddy Singleton at D'Iberville High . . . Named Mississippi Association of Coaches Second-Team All-State in Class 5A as a defensive lineman, as well as All-Region 4-5A . . . As a senior, accumulated 42 solo tackles with 20 assists, causing one fumble and recovering two . . . Scout.com tabbed him Second-Team All-State Offense . . . In his junior year, helped his team reach the 4A championship game after an undefeated regular season, finishing 14-1 . . . That season he had 63 solo tackles and 27 assists, with 10 quarterback sacks and three fumble recoveries.

**PERSONAL:** Born April 16, 1992 . . . Son of Delmas and Cindy Holley.



**Brandon Holloway • #10**  
**Redshirt Freshman • RS**  
**ATH • 5-8 • 165**  
**Tampa, Fla. (Alonso)**



**CAREER:** Talented speedster still awaiting his first opportunity to take the playing field for the Bulldogs . . . Considered an athlete, expected to cut his teeth at wide receiver and running back.

**2012:** Sat out his first season as a redshirt freshman.

**HIGH SCHOOL:** A three-star prospect by Rivals.com, Scout.com, ESPN.com and 247Sports . . . The 42nd rated athlete in the country according to Rivals.com . . . Named Third-Team All-State . . . Ran for 904 yards and 10 touchdowns on 134 carries his senior campaign, while also catching 19 passes for 304 yards and seven touchdowns . . . Starred on special teams as well, returning three kicks of 158 yards and a score . . . Tallied four tackles, two blocked punts and a fumble recovery on defense . . . Also had offers from Vanderbilt, Arizona State and Colorado State.

**PERSONAL:** Born Brandon Holloway in Tampa, Fla. . . . Son of Anthony and Wanda Holloway.



**Christian Holmes • #44**  
**Junior • 2L**  
**TE • 6-1 • 220**  
**Puckett, Miss. (Puckett)**



**CAREER:** A former Bulldog linebacker making the move across the line to compete at tight end . . . Has played in all 26 games of his young career, tallying 29 tackles and a fumble forced . . . Highly touted player coming from the Mississippi prep ranks.

**2012:** Played in all 13 games, making 11 tackles and forcing a fumble . . . Recorded a tackle in the season-opening victory against Jackson State at home . . . Came back the next week to tally two tackles in the SEC-opening win vs. Auburn . . . Registered a tackle in wins at Troy, at Kentucky and vs. Tennessee . . . Made a tackle at LSU . . . Had his best game of the season in the home finale win vs. Arkansas, collecting four tackles (career-high tying two solo) and registering his first career forced fumble.

**2011:** Saw action in all 13 games his redshirt freshman season . . . Recorded two tackles in his first eight games, but came on strong to finish the year with 16 tackles in his final five games . . . Recorded his season-high six tackles twice during the 2011 campaign, against UT Martin and Arkansas.

**2010:** Sat out his freshman year as a redshirt.

**HIGH SCHOOL:** Class 2A All-Metro selection by the Jackson Clarion-Ledger . . . Recorded 107 tackles during his senior season at Puckett Attendance Center . . . Also tallied four sacks, intercepted two passes, forced four fumbles and recovered three of them . . . A two-way player in high school, he added 388 yards receiving and nine touchdowns on the offensive side of the ball . . . Helped lead the Wolves to a 11-2 record in 2009 . . . Chose Mississippi State over Ole Miss . . . Also had offers from Southern Miss and Memphis . . . Committed to Mississippi State in January 2010.

**PERSONAL:** Born Christian Joseph Holmes on June 16, 1992 . . . Son of Kristi Holmes.

## HOLMES' CAREER HIGHS

Total Tackles – 6, (2x) last at Arkansas (11-19-11)  
 Assisted Tackles – 5, at Arkansas (11-19-11)  
 Solo Tackles – 2, (3x) last vs. Arkansas (11-17-12)  
 Forced Fumble – 1, vs. Arkansas (11-17-12)

## HOLMES' CAREER STATS

YEAR	G/GS	TT	UT	AT	TFL-YDS	SCK-YDS	FF/FR	PBU	INT-YD
2011	13/0	18	8	10	0.0-0	0.0-0	0/0	0	0-0
2012	13/0	11	4	7	0.0-0	0.0-0	1/0	0	0-0
<b>TOTALS</b>	<b>26/0</b>	<b>29</b>	<b>12</b>	<b>17</b>	<b>0.0-0</b>	<b>0.0-0</b>	<b>1/0</b>	<b>0</b>	<b>0-0</b>



# 2013 BULLDOGS

GENERAL INFO

2013 BULLDOGS

COACHES

2012 SEASON RECAP

FOOTBALL HISTORY

TEAM RECORDS


INDIVIDUAL RECORDS

STADIUM RECORDS

BOWLS

## HOLMES' GAME-BY-GAME DEFENSIVE STATS

DATE	OPPONENT	TT	UT	AT	TFL-YDS	SCK-YDS	FF/FR	PBU	INT
9/1/11	at Memphis	0	0	0	0.0-0	0.0-0	0/0	0	0-0
9/10/11	at Auburn	2	1	1	0.0-0	0.0-0	0/0	0	0-0
9/15/11	LSU	0	0	0	0.0-0	0.0-0	0/0	0	0-0
9/24/11	LA. TECH	0	0	0	0.0-0	0.0-0	0/0	0	0-0
10/1/11	at Georgia	0	0	0	0.0-0	0.0-0	0/0	0	0-0
10/8/11	at UAB	0	0	0	0.0-0	0.0-0	0/0	0	0-0
10/15/11	SOUTH CAROLINA	0	0	0	0.0-0	0.0-0	0/0	0	0-0
10/29/11	at Kentucky	0	0	0	0.0-0	0.0-0	0/0	0	0-0
11/5/11	UT MARTIN	6	2	4	0.0-0	0.0-0	0/0	0	0-0
11/12/11	ALABAMA	1	1	0	0.0-0	0.0-0	0/0	0	0-0
11/19/11	at Arkansas	6	1	5	0.0-0	0.0-0	0/0	0	0-0
11/26/11	OLE MISS	2	2	0	0.0-0	0.0-0	0/0	0	0-0
12/30/11	vs. Wake Forest	1	1	0	0.0-0	0.0-0	0/0	0	0-0
9/1/12	JACKSON STATE	1	0	1	0.0-0	0.0-0	0/0	0	0-0
9/8/12	AUBURN	2	0	2	0.0-0	0.0-0	0/0	0	0-0
9/15/12	at Troy	1	1	0	0.0-0	0.0-0	0/0	0	0-0
9/22/12	SOUTH ALABAMA	0	0	0	0.0-0	0.0-0	0/0	0	0-0
10/6/12	at Kentucky	1	1	0	0.0-0	0.0-0	0/0	0	0-0
10/13/12	TENNESSEE	1	0	1	0.0-0	0.0-0	0/0	0	0-0
10/20/12	MIDDLE TENN. ST.	0	0	0	0.0-0	0.0-0	0/0	0	0-0
10/27/12	at Alabama	0	0	0	0.0-0	0.0-0	0/0	0	0-0
11/3/12	TEXAS A&M	0	0	0	0.0-0	0.0-0	0/0	0	0-0
11/10/12	at LSU	1	0	1	0.0-0	0.0-0	0/0	0	0-0
11/17/12	ARKANSAS	4	2	2	0.0-0	0.0-0	1/0	0	0-0
11/24/12	at Ole Miss	0	0	0	0.0-0	0.0-0	0/0	0	0-0
1/1/13	vs. Northwestern	0	0	0	0.0-0	0.0-0	0/0	0	0-0



**Jay Hughes • #3**  
**Junior • 2L**  
**DB • 5-11 • 195**  
**Hattiesburg, Miss. (Oak Grove)**



**CAREER:** Talented athlete expected to hold down the starting free safety job in 2013 ... Played in 26 games for the Bulldogs, including starting the last three games of the 2012 regular season ... Posted 43 career tackles with 3.0 tackles for loss and three pass breakups.

**2012:** Played in all 13 games, including starting the last three regular season games at safety ... Registered 32 tackles, 3.0 tackles for loss and two pass breakups, with all of his tackles for loss and pass breakups coming in the last four games ... Tallied four tackles in the victorious road opener at Troy ... Made a tackle in the wins vs. South Alabama, at Kentucky and at home vs. Tennessee ... Collected three solo tackles in the homecoming win over MTSU ... Made five tackles at home vs. Texas A&M, including one behind the line of scrimmage ... Made his first career start at LSU, recording a career-high 1.5 tackles for loss and a pass breakup to go along with three total tackles ... Started at safety in the home finale vs. Arkansas, totaling a career-best seven tackles (four solo) and 0.5 tackles for loss in the win ... Notched three tackles in the Egg Bowl rivalry game at Ole Miss ... Recorded four tackles (all solo) off of the bench and broke up a pass vs. Northwestern in the Gator Bowl.

**2011:** Saw action in all 13 games as reserve defensive back, tallying four tackles in the first five games ... Totaled four solo tackles in the homecoming victory against UT Martin ... Also credited for a pass breakup against the Skyhawks ... Notched two tackles against Ole Miss.

**2010:** Sat out the season as a true freshman redshirt.

**HIGH SCHOOL:** Listed as a top 100 national running back by Scout.com ... Ranked the 14th prospect regardless of position by Scout.com ... Earned a three-star ranking by Scout.com, Rivals.com and ESPN.com ... Named to the Jackson Clarion-Ledger's 40 Most Wanted Recruits list ... Selected to play running back in the Mississippi-Alabama All-Star Game ... Named to the Jackson Clarion-Ledger's Second-Team All-State team comprised of all classifications ... Playing for Coach Nevil Barr he helped Oak Grove to an 11-3 record with championships of both Region 3 and South State to reach the Class 6A State Finals ... WDM-TV

named him to their All-Area first team, and he was Second-Team All-Area by the Hattiesburg American newspaper ... During 2009 senior season, rushed 143 times for 856 yards ... Also recorded four rushing touchdowns ... Transferred to Oak Grove for his junior season in 2008 ... Made an immediate impact by rushing for 980 yards on 172 carries ... Scored 17 rushing touchdowns as the Warriors finished 12-2 and reached the South State title game ... Played in 2007 at Oxford High School ... Committed to Mississippi State in December of 2009 ... Also held offers from Auburn, Duke, Louisiana Tech, Ole Miss, Southern Miss, Tennessee, Tulsa, Vanderbilt and West Virginia.

**PERSONAL:** Born Jay Khalil Hughes on Nov. 21, 1991 ... Son of Tony and Marion Hughes ... Father is safeties coach and recruiting coordinator for Mississippi State.

## HUGHES' CAREER HIGHS

Total Tackles – 7, vs. Arkansas (11-17-12)

Assisted Tackles – 3, vs. Arkansas (11-17-12)

Solo Tackles – 4, (3x) last vs. Northwestern (1-1-13)

Tackles For Loss - 1.5, at LSU (11-10-12)

Pass Breakups - 1, (3x) last vs. Northwestern (1-1-13)

## HUGHES' CAREER STATS

YEAR	G/GS	TT	UT	AT	TFL-YDS	SCK-YDS	FF/FR	PBU	INT-YD
2011	13/0	11	9	2	0.0-0	0.0-0	0/0	1	0-0
2012	13/3	32	23	9	3.0-6	0.0-0	0/0	2	0-0
<b>TOTALS</b>	<b>26/3</b>	<b>43</b>	<b>32</b>	<b>11</b>	<b>3.0-6</b>	<b>0.0-0</b>	<b>0/0</b>	<b>3</b>	<b>0-0</b>

## HUGHES' GAME-BY-GAME DEFENSIVE STATS

DATE	OPPONENT	TT	UT	AT	TFL-YDS	SCK-YDS	FF/FR	PBU	INT
9/1/11	at Memphis	2	1	1	0.0-0	0.0-0	0/0	0	0-0
9/10/11	at Auburn	0	0	0	0.0-0	0.0-0	0/0	0	0-0
9/15/11	LSU	0	0	0	0.0-0	0.0-0	0/0	0	0-0
9/24/11	LA. TECH	1	0	1	0.0-0	0.0-0	0/0	0	0-0
10/1/11	at Georgia	1	1	0	0.0-0	0.0-0	0/0	0	0-0
10/8/11	at UAB	0	0	0	0.0-0	0.0-0	0/0	0	0-0
10/15/11	SOUTH CAROLINA	0	0	0	0.0-0	0.0-0	0/0	0	0-0
10/29/11	at Kentucky	0	0	0	0.0-0	0.0-0	0/0	0	0-0
11/5/11	UT MARTIN	4	4	0	0.0-0	0.0-0	0/0	1	0-0
11/12/11	ALABAMA	0	0	0	0.0-0	0.0-0	0/0	0	0-0
11/19/11	at Arkansas	0	0	0	0.0-0	0.0-0	0/0	0	0-0
11/26/11	OLE MISS	2	2	0	0.0-0	0.0-0	0/0	0	0-0
12/30/11	vs. Wake Forest	1	1	0	0.0-0	0.0-0	0/0	0	0-0
9/1/12	JACKSON STATE	0	0	0	0.0-0	0.0-0	0/0	0	0-0
9/8/12	AUBURN	0	0	0	0.0-0	0.0-0	0/0	0	0-0
9/15/12	at Troy	4	3	1	0.0-0	0.0-0	0/0	0	0-0
9/22/12	SOUTH ALABAMA	1	1	0	0.0-0	0.0-0	0/0	0	0-0
10/6/12	at Kentucky	1	0	1	0.0-0	0.0-0	0/0	0	0-0
10/13/12	TENNESSEE	1	1	0	0.0-0	0.0-0	0/0	0	0-0
10/20/12	MIDDLE TENN. ST.	3	3	0	0.0-0	0.0-0	0/0	0	0-0
10/27/12	at Alabama	0	0	0	0.0-0	0.0-0	0/0	0	0-0
11/3/12	TEXAS A&M	5	3	2	1.0-2	0.0-0	0/0	0	0-0
11/10/12	* at LSU	3	2	1	1.5-3	0.0-0	0/0	1	0-0
11/17/12	* ARKANSAS	7	4	3	0.5-1	0.0-0	0/0	0	0-0
11/24/12	* at Ole Miss	3	2	1	0.0-0	0.0-0	0/0	0	0-0
1/1/13	vs. Northwestern	4	4	0	0.0-0	0.0-0	0/0	1	0-0



**Gabe Jackson • #61**  
**Senior • 3L**  
**OL • 6-4 • 335**  
**Liberty, Miss. (Amite County)**



**CAREER:** Named 2013 preseason All-American by Athlon Sports and Phil Steele, and the best offensive lineman in the SEC by the Birmingham News ... Returning for his senior season after turning down a trip to the NFL ... Anchor of the Bulldog frontline and three-year starter for the Maroon and White, considered a top-five offensive lineman for the 2013 NFL Draft ... 2012 Phil Steele and FoxSportsNext Second-Team All-American ... Honorable Mention All-American by Sports Illustrated and Pro Football Weekly ... Has started all 39 of his games in college at left guard ... Earned First-Team All-SEC honors by the AP and Phil Steele in 2012 after being named to the preseason 2012 All-SEC Second Team by the SEC Coaches, Phil Steele, Athlon and the SEC's Football Information Directors ... 2011 Rivals.com Sophomore All-American after being named to the All-SEC Second-Team by Rivals.com and the AP ... Named Rivals.com All-SEC Second Team in 2011, starting all 13 games his redshirt sophomore season ... Started all 13 games at left guard during his redshirt freshman season. ... Redshirted during his true freshman season on campus ... Highly-recruited lineman from the Mississippi prep ranks.

**2012:** Named to the Phil Steele and FoxSportsNext All-America Second Team, as well as earning honorable mention All-America honors from Sports Illustrated and Pro Football Weekly ... Earned First-Team All-SEC honors by the AP and Phil Steele and second-team honors by the SEC Coaches and ESPN.com ... A midseason All-American by Phil Steele and Scout.com ... Member of the 2012 Outland Trophy Watch List and Rotary Lombardi Award Watch List ... Started all 13 games at left guard, grading out a champion in 12 contests ... Part of an offensive line that gave up the second-fewest sacks in the SEC (29th nationally) ... Did not personally give up a sack all season ... Graded out at 85 percent with six pancake blocks in 16 snaps in the season opener vs. Jackson State ... Blocked for the SEC Offensive Player of the Week in the SEC-opening win against Auburn, grading out at 91 percent with six pancake blocks ... Graded out at 90 percent with 10 pancake blocks in the triumph at Troy, blocking for LaDarius Perkins, who had a career-high 179 rushing yards ... Graded out at over 90 percent for the third-straight game in the victory at home against South Alabama, tallying four pancake blocks ... Led the way for another 100-yard rusher in the SEC win at Kentucky, recording a grade of 86 percent with seven pancake blocks ... Graded out a season-high 95 percent in the nationally-televvised win again Tennessee ... Paved the way for a 100-yard rusher for the third-straight game with an 84 percent grade and five pancake blocks in the homecoming win over MTSU ... Knocked down eight and graded 87 percent at Alabama ... Recorded a season-best 12 pancake blocks and graded 89 percent at LSU ... Finished with nine pancake blocks and a grade of 94 percent in the home victory vs. Arkansas ... Graded out a champion in the Egg Bowl rivalry game at Ole Miss ... Graded out a champion vs. Northwestern in the Gator Bowl as he helped the Bulldogs rack up 186 yards on the ground.

**2011:** Named to the AP and Rivals.com All-SEC Second-Team, as well as the Rivals.com Sophomore All-American team ... Started at left guard for all 13 games ... Graded out a champion in five games and recorded a team-high 69 takedowns ... Notched a season-high nine takedowns at Auburn ... Graded out at a career-high 91 percent against UT Martin ... Blocked for a running back who finished fourth in the SEC in rushing, while giving up the fifth-fewest sacks in the league ... As a blocker, helped the 2011 squad reach the top 10 in school history for single-season marks in passing touchdowns, passing completions, total yards and first downs ... Helped the offense tally multiple rushing touchdowns in games against Memphis, Auburn, Kentucky, UT Martin, Ole Miss and Wake Forest ... Blocked for an offense that scored 50-plus points twice in the same season for the first time since 1914 (four), and only the third time in school history (1907, twice) ... Part of an offense that paved the way for running back Vick Ballard to rush for a career-high 180 yards against Wake Forest in the Music City Bowl.

**2010:** SEC All-Freshman selection by the coaches ... Earned the starting spot at left guard prior to the season opener ... Helped pave the way for the Bulldog rushing attack that averaged 214.8 yards per game, 16th in the country and second-highest average in the SEC ... Graded out at 80 percent or higher six times ... Posted 40 knockdown blocks ... Graded out at 93 percent in the Bulldogs' win over Kentucky ... Helped State rush for over 200 yards

seven different times.

**2009:** Redshirted his true freshman year.

**HIGH SCHOOL:** Ranked as the No. 52 offensive tackle prospect in the country by recruiting website Scout.com ... Considered the third-best offensive lineman in Mississippi by Scout.com, which credited him with a 5.1-second time in the 40-yard dash ... Rivals.com had him ranked as the No. 85 offensive tackle prospect in the nation ... Rivals also had him ranked as the No. 28 prospect in the state of Mississippi, the fourth-best offensive lineman on the chart ... Rated with the top 40 high school prospects in the state of Mississippi by the Jackson Clarion-Ledger following his senior season ... Had started both ways at tackle since his freshman season ... Other top scholarship offers: LSU, Auburn, and Ole Miss.

**PERSONAL:** Born Gabriel C. Jackson on July 12, 1991 ... Son of Mr. and Mrs. Charles Jackson ... His father was his high school coach.



**Zach Jackson • #8**  
**Sophomore • 1L**  
**LB • 6-2 • 215**  
**Heidelberg, Miss. (Heidelberg)**



**CAREER:** Emerging sophomore expected to make a big contribution defensively and compete for a starting linebacker spot ... Played in all games as a redshirt freshman in 2012 after redshirting in 2011 ... One of the leading playmakers on MSU's kickoff and punt coverage as a redshirt freshman.

**2012:** Saw action in all 13 games, recording 16 tackles (eight solo, eight assists) ... Led all Bulldogs in special teams tackles (seven) ... Made a tackle in the SEC-opening home win vs. Auburn ... Collected three tackles in the victorious road opener at Troy ... Recorded a tackle in the home victory against South Alabama ... Totaled two tackles in the SEC road win at Kentucky ... Registered a career-high two solo tackles (three total) in the homecoming triumph over MTSU ... Posted one tackle at Alabama ... Tallied a career-best four tackles in the home finale vs. Arkansas ... Finished the regular season with a solo tackle at Ole Miss in the Egg Bowl.

**2011:** Redshirted his true freshman year.

**HIGH SCHOOL:** Rated among the top 25 of the Jackson Clarion-Ledger's 40 Most Wanted List ... Prior to the 2010 season he was picked by that newspaper to their 'Dandy Dozen' list of the state's top overall college prospects ... Ranked the No. 16 prospect in the state by Rivals.com and No. 17 by Scout.com ... All-Area pick by WDAM-TV ... Missed four games in mid-season with a separated shoulder, but was still able to compile 756 rushing yards on 87 carries and six touchdowns ... Was 18-of-45 passing for 224 yards with a pair of touchdowns ... Finished with 43 total tackles, 39 of them solo stops, and caused one fumble ... Missed first five games of senior season with a broken foot ... As a sophomore he passed for 1,154 yards and a pair of touchdowns, while rushing 233 times for 1,348 yards and 16 touchdowns ... Was named to the WDAM-TV All-Area team as a sophomore and the team's Most Valuable Offensive Player ... Committed to Mississippi State in February 2010 over Ole Miss and others.

#### JACKSON'S CAREER HIGHS

Total Tackles - 4, vs. Arkansas (11-17-12)

Assisted Tackles - 3, vs. Arkansas (11-17-12)

Solo Tackles - 2, vs. Middle Tennessee State (10-20-12)

#### JACKSON'S CAREER STATS

YEAR	G/GS	TT	UT	AT	TFL-YDS	SCK-YDS	FF/FR	PBU	INT-YD
2012	13/0	16	8	8	0.0-0	0.0-0	0/0	0	0-0
<b>TOTALS</b>	<b>13/0</b>	<b>16</b>	<b>8</b>	<b>8</b>	<b>0.0-0</b>	<b>0.0-0</b>	<b>0/0</b>	<b>0</b>	<b>0-0</b>

GENERAL INFO

2013 BULLDOGS

COACHES

2012 SEASON  
RECAP

FOOTBALL  
HISTORY

TEAM RECORDS

INDIVIDUAL  
RECORDS

STADIUM  
RECORDS

BOWLS



# 2013 BULLDOGS

GENERAL INFO

2013 BULLDOGS

COACHES

2012 SEASON RECAP

FOOTBALL HISTORY

TEAM RECORDS

INDIVIDUAL RECORDS

STADIUM RECORDS

BOWLS

## JACKSON'S GAME-BY-GAME DEFENSIVE STATS

DATE	OPPONENT	TT	UT	AT	TFL-YDS	SCK-YDS	FF/FR	PB	INT-Y
9/1/12	JACKSON STATE	0	0	0	0.0-0	0.0-0	0/0	0	0-0
9/8/12	AUBURN	1	1	0	0.0-0	0.0-0	0/0	0	0-0
9/15/12	at Troy	3	1	2	0.0-0	0.0-0	0/0	0	0-0
9/22/12	SOUTH ALABAMA	1	1	0	0.0-0	0.0-0	0/0	0	0-0
10/6/12	at Kentucky	2	0	2	0.0-0	0.0-0	0/0	0	0-0
10/13/12	TENNESSEE	0	0	0	0.0-0	0.0-0	0/0	0	0-0
10/20/12	MIDDLE TENN. ST.	3	2	1	0.0-0	0.0-0	0/0	0	0-0
10/27/12	at Alabama	1	1	0	0.0-0	0.0-0	0/0	0	0-0
11/3/12	TEXAS A&M	0	0	0	0.0-0	0.0-0	0/0	0	0-0
11/10/12	at LSU	0	0	0	0.0-0	0.0-0	0/0	0	0-0
11/17/12	ARKANSAS	4	1	3	0.0-0	0.0-0	0/0	0	0-0
11/24/12	at Ole Miss	1	1	0	0.0-0	0.0-0	0/0	0	0-0
1/1/13	vs. Northwestern	0	0	0	0.0-0	0.0-0	0/0	0	0-0



**Nick James • #88**  
**Sophomore • 1L**  
**DL • 6-5 • 345**  
**Long Beach, Miss. (Long Beach)**



**CAREER:** Mammoth defensive tackle expected to be a mainstay on the defensive line for years to come ... Played in eight games for the Bulldogs during his true freshman campaign.

**2012:** Posted six tackles in eight games played ... Garnered the first two tackles of his Bulldog career in a home victory against South Alabama ... Recorded a career-high three tackles in a homecoming victory against Middle Tennessee State ... Against SEC West rival Alabama, recorded his first solo tackle for the 2012 campaign.

**HIGH SCHOOL:** One of the top prospects in the Mississippi prep ranks ... Rated a four-star recruit by Scout.com, ESPN.com and 247Sports ... Ranked the No. 11 defensive tackle prospect in the country by 247 Sports, as well as the fourth-best player in the state of Mississippi ... Named to the Dandy Dozen by the Clarion-Ledger ... Played in the Mississippi-Alabama All-Star Game ... Totaled 62 tackles (seven for loss) and a sack his senior season ... Made 33 tackles as a junior with three sacks, two forced fumbles and two pass breakups ... Attended the Orlando Under Armour spring combine prior to his junior season, as well as the Army All-American Combine in San Antonio ... Participated in shot put and discus for the LBHS track & field squad ... Chose Mississippi State over LSU, Florida, Arkansas, Auburn, Ole Miss and others.

**PERSONAL:** Son of Gertha and Steven James.

## JAMES' CAREER HIGHS

Total Tackles - 3, vs. Middle Tennessee State (10-20-12)  
 Assisted Tackles - 3, vs. Middle Tennessee State (10-20-12)  
 Solo Tackles - 1, at Alabama (10-27-12)

## JAMES' CAREER STATS

YEAR	G/GS	TT	UT	AT	TFL-YDS	SCK-YDS	FF/FR	PBU	INT-YD
2012	8/0	6	1	5	0.0-0	0.0-0	0/0	0	0-0
<b>TOTALS</b>	<b>8/0</b>	<b>6</b>	<b>1</b>	<b>5</b>	<b>0.0-0</b>	<b>0.0-0</b>	<b>0/0</b>	<b>0</b>	<b>0-0</b>

## JAMES' GAME-BY-GAME DEFENSIVE STATS

DATE	OPPONENT	TT	UT	AT	TFL-YDS	SCK-YDS	FF/FR	PBU	INT-Y
9/1/12	JACKSON STATE	0	0	0	0.0-0	0.0-0	0/0	0	0-0
9/8/12	AUBURN	0	0	0	0.0-0	0.0-0	0/0	0	0-0
9/15/12	at Troy	0	0	0	0.0-0	0.0-0	0/0	0	0-0
9/22/12	SOUTH ALABAMA	2	0	2	0.0-0	0.0-0	0/0	0	0-0
10/6/12	at Kentucky				DID NOT PLAY				
10/13/12	TENNESSEE				DID NOT PLAY				
10/20/12	MIDDLE TENN. ST.	3	0	3	0.0-0	0.0-0	0/0	0	0-0
10/27/12	at Alabama	1	1	0	0.0-0	0.0-0	0/0	0	0-0
11/3/12	TEXAS A&M				DID NOT PLAY				
11/10/12	at LSU	0	0	0	0.0-0	0.0-0	0/0	0	0-0
11/17/12	ARKANSAS	0	0	0	0.0-0	0.0-0	0/0	0	0-0
11/24/12	at Ole Miss				DID NOT PLAY				
1/1/13	vs. Northwestern				DID NOT PLAY				



**A.J. Jefferson • #47**  
**Redshirt Freshman • RS**  
**DL • 6-3 • 260**  
**Summit, Miss. (North Pike)**



**CAREER:** Still awaiting his first opportunity to take the playing field for the Bulldogs ... Expected to make his way into the Bulldogs' defensive line rotation this season.

**2012:** Sat out his first season as a redshirt freshman.

**HIGH SCHOOL:** A four-star recruit by 247Sports and a three-star prospect by Rivals.com, Scout.com and ESPN.com ... Named to the Dandy Dozen by the Clarion-Ledger ... Rated the sixth-best player in the state by Rivals.com ... Made over 400 tackles and sacked the quarterback 40 times his final three varsity seasons ... Named All-State twice by the state coaches association ... Earned First-Team All-State honors by the Clarion-Ledger following his senior campaign, where he posted 110 tackles and 12 sacks, while also catching four balls for 81 yards at tight end ... Played in the Mississippi-Alabama All-Star Game, where he totaled two tackles for loss, including a safety ... Named the Class 4A Defensive Player of the Year by the M.A.C. his junior year as well as First-Team All-State ... Recorded 144 tackles, 19 sacks, six forced fumbles, three fumble recoveries and two blocked field goals his junior season ... As a sophomore, was credited with 148 tackles, 11 sacks, three forced fumbles and a blocked field goal ... Also played goalie for his school's varsity soccer squad ... Chose Mississippi State over Ole Miss and Southern Miss.

**PERSONAL:** Born A.J. Jefferson on March 3, 1993 to parents Melinda and Anthony Jefferson.



**Cedric Jiles • #13**  
**Redshirt Freshman • RS**  
**DB • 5-10 • 180**  
**Clinton, Miss. (Clinton)**



**CAREER:** Talented Mississippi-bred player expected to compete for a spot in the defensive backfield this fall ... Made an immediate impact as a reserve cornerback appearing in the first three games of his true freshman season before being sidelined by an injury ... Totaled five tackles and a pass breakup in his time on the playing field ... Granted redshirt after suffering early-season injury.

**2012:** Tallied five tackles (four solo) and a pass deflection in three games ... Garnered a career-high three tackles and a pass breakup in a season-opening win against in-state foe Jackson State ... Earned a tackle in games against Troy and Auburn.

**HIGH SCHOOL:** Rated a three-star recruit by Rivals.com, Scout.com, ESPN.com and 247Sports ... Ranked the 16th-best player in Mississippi by 247Sports ... The No. 47 best corner prospect in the country according to Rivals.com ... Earned First-Team All-State honors

by the Clarion-Ledger and state coaches association . . . Made four tackles in the Mississippi-Alabama All-Star Game . . . Was credited with 27 tackles (one for loss), one interception, two forced fumbles, five pass breakups, two fumble recoveries and a touchdown his senior season . . . On offense, caught four passes for 23 yards and ran 16 times for 88 yards, while also returning six punts for 72 yards on special teams . . . Totaled 25 tackles, five pass breakups, one interception, a forced fumble and a fumble recovery during his junior campaign . . . Participated in the Army All-American Combine in the summer of 2010, where he was clocked at 4.38 in the forty-yard dash . . . Tallied 33 tackles and two interceptions his sophomore campaign . . . Also ran track in high school, where he finished third in the state championship meet in the 100-meter dash his junior year . . . Chose Mississippi State over Southern Miss and Ole Miss.

**PERSONAL:** Born Cedric Jiles on Dec. 8, 1993, to parents Cynthia and Cedric Jiles Sr.

#### JILES' CAREER HIGHS

Total Tackles – 3, vs. Jackson State (9-1-12)  
Assisted Tackles – 1, vs. Jackson State (9-1-12)  
Solo Tackles – 2, vs. Jackson State (9-1-12)  
Pass Breakups – 1, vs. Jackson State (9-1-12)

#### JILES' CAREER STATS

YEAR	G/GS	TT	UT	AT	TFL-YDS	SCK-YDS	FF/FR	PBU	INT-YD
2012	3/0	5	4	1	0.0-0	0.0-0	0/0	1	0-0
<b>TOTALS</b>	<b>3/0</b>	<b>5</b>	<b>4</b>	<b>1</b>	<b>0.0-0</b>	<b>0.0-0</b>	<b>0/0</b>	<b>1</b>	<b>0-0</b>

#### JILES' GAME-BY-GAME DEFENSIVE STATS

DATE	OPPONENT	TT	UT	AT	TFL-YDS	SCK-YDS	FF/FR	PBU	INT-Y
9/1/12	JACKSON STATE	3	2	1	0.0-0	0.0-0	0/0	1	0-0
9/8/12	AUBURN	1	1	0	0.0-0	0.0-0	0/0	0	0-0
9/15/12	at Troy	1	1	0	0.0-0	0.0-0	0/0	0	0-0
9/22/12	SOUTH ALABAMA					DID NOT PLAY			
10/6/12	at Kentucky					DID NOT PLAY			
10/13/12	TENNESSEE					DID NOT PLAY			
10/20/12	MIDDLE TENN. ST.					DID NOT PLAY			
10/27/12	at Alabama					DID NOT PLAY			
11/3/12	TEXAS A&M					DID NOT PLAY			
11/10/12	at LSU					DID NOT PLAY			
11/17/12	ARKANSAS					DID NOT PLAY			
11/24/12	at Ole Miss					DID NOT PLAY			
1/1/13	vs. Northwestern					DID NOT PLAY			



**Malcolm Johnson • #6**  
**Junior • 2L**  
**TE • 6-2 • 235**  
**Tuscaloosa, Ala. (Northridge)**



**CAREER:** Named 2013 preseason All-SEC by Phil Steele . . . Member of the 2013 Mackey Award Watch List for the second-consecutive season, given to the nation's best tight end . . . Expected to be one of the top returning tight ends in the Southeastern Conference in 2013 . . . Has played in 19 career games (two starts), catching 21 passes for 377 yards and four touchdowns . . . Named to the All-SEC Freshman Team in a vote by the league's coaches in 2011 . . . Saw action in 11 games for his redshirt freshman season . . . Earned starts against Alabama in 2011 and 2012.

**2012:** Missed the first five games due to injury, but played in the last eight games of the season, including a start at Alabama . . . Made his season debut in the nationally-televised win over Tennessee at home, catching two passes for 34 yards and a touchdown . . . His one-handed touchdown grab on 4th-and-Goal from the UT nine-yard line with nine seconds left iced the victory for the Bulldogs in dramatic fashion . . . Gave MSU a first down with a 13-yard reception at Alabama . . . Tied a season high with two catches for a season-best 40 yards at LSU . . . Caught a 27-yard pass in the home finale vs. Arkansas . . . Finished the regular season

with two catches for 33 yards in the Egg Bowl at Ole Miss . . . Hauled in two catches for 24 yards in the season-finale Gator Bowl vs. Northwestern.

**2011:** Named to the All-SEC Freshman Team in a vote by the league's coaches after leading all SEC freshmen tight ends in receptions (11) and receiving yards (206), while tying for the lead in touchdowns (3) . . . Played in 11 games and started at receiver against Alabama . . . Had one reception for 22 yards against LSU . . . Caught his first career touchdown against UAB, where he had one reception for 20 yards . . . Had a season-high 51 receiving yards against South Carolina . . . Caught a season-high three passes and a touchdown in a win against Kentucky . . . Caught four passes in his final four games of the season . . . Had his career-long catch of 37 yards in a Music City Bowl win over Wake Forest.

**2010:** Sat out the season as a true freshman redshirt.

**HIGH SCHOOL:** Rated a three-star prospect by Rivals.com and ESPN.com . . . ESPN.com listed him as the No. 75 wide receiver prospect in the nation . . . Rivals.com had him as the No. 33 recruit in the state of Alabama regardless of position . . . Most Valuable Player at Rivals.com Ultimate 100 Camps in both Birmingham and Atlanta . . . Caught 39 passes for 598 yards and scored eight touchdowns during his senior season . . . Played for Head Coach Michael Smith . . . Also rushed for 137 yards on 30 carries and completed two of three pass attempts . . . Hauled in 41 receptions for 492 yards and nine touchdowns during junior season . . . Standout on the basketball court as well for the Jaguars . . . Committed to Mississippi State in July of 2009.

**PERSONAL:** Born Malcolm Jamaine Johnson on Aug. 11, 1992 . . . Son of James and Genesis Johnson.

#### JOHNSON'S CAREER HIGHS

Receptions – 3, at Kentucky (10-29-11)  
Receiving Yards – 51, vs. South Carolina (10-15-11)  
Longest Reception – 37, vs. Wake Forest (12-30-11)  
Receiving Touchdowns – 1, (4x) last vs. Tennessee (10-13-12)

#### JOHNSON'S CAREER RECEIVING STATS

YEAR	G/GS	NO.	YDS	AVG.	TD	LP/OPPONENT
2011	11/1	11	206	18.7	3	37 / Wake Forest
2012	8/1	10	171	17.1	2	27 / Arkansas
<b>TOTALS</b>	<b>19/2</b>	<b>21</b>	<b>377</b>	<b>17.9</b>	<b>5</b>	<b>37 / WAKE FOREST</b>

#### JOHNSON'S GAME-BY-GAME RECEIVING STATS

DATE	OPPONENT	REC	YARDS	AVG	TD	LONG
9/15/11	LSU	1	22	22.0	0	22
9/24/11	La. Tech	0	0	0.0	0	0
10/1/11	at Georgia	0	0	0.0	0	0
10/8/11	at UAB	1	20	20.0	1	20
10/15/11	S. Carolina	2	51	25.5	0	32
10/29/11	at Kentucky	3	42	14.0	1	15
11/5/11	UT-Martin	0	0	0.0	0	0
11/12/11	* Alabama	1	8	8.0	0	8
11/19/11	at Arkansas	2	26	13.0	1	13
11/26/11	Ole Miss	0	0	0.0	0	0
12/30/11	vs. Wake Forest	1	37	37.0	0	37
9/1/12	JACKSON STATE				DID NOT PLAY	
9/8/12	AUBURN				DID NOT PLAY	
9/15/12	at Troy				DID NOT PLAY	
9/22/12	SOUTH ALABAMA				DID NOT PLAY	
10/6/12	at Kentucky				DID NOT PLAY	
10/13/12	TENNESSEE	2	34	17.0	1	25
10/20/12	MIDDLE TENN. ST.	0	0	0.0	0	-
10/27/12	* at Alabama	1	13	13.0	0	13
11/3/12	TEXAS A&M	0	0	0.0	0	-
11/10/12	at LSU	2	40	20.0	0	24
11/17/12	ARKANSAS	1	27	27.0	0	27
11/24/12	at Ole Miss	2	33	16.5	0	17
1/1/13	vs. Northwestern	2	24	12.0	1	14

GENERAL INFO

2013 BULLDOGS

COACHES

2012 SEASON  
RECAPFOOTBALL  
HISTORY

TEAM RECORDS

INDIVIDUAL  
RECORDSSTADIUM  
RECORDS

BOWLS



# 2013 BULLDOGS

GENERAL INFO



**Robert Johnson • #12**  
**Junior • 2L**  
**WR • 6-1 • 225**  
**Hattiesburg, Miss. (Oak Grove)**



2013 BULLDOGS

**CAREER:** A fast-rising junior wide receiver expected to help fill in the gap left by the loss of four senior receivers ... Has seen playing time in 20 games for the Bulldogs, including a start against UAB in 2011 ... Has 21 catches for 206 yards and two scores in his career ...

**2012:** Saw action in all 13 games, catching 17 passes for 164 yards and two touchdowns ... Caught a pass for seven yards in the season opener vs. Jackson State and another one for eight yards the next week in the home win vs. Auburn ... Hauled in a six-yard reception in the home victory against South Alabama ... Reeled in a 19-yard reception in the SEC road win at Kentucky ... Recorded two catches for 36 yards and a touchdown in the homecoming triumph versus MTSU, including a career-long 23-yard catch ... Caught a career-best four passes for 23 yards and a touchdown at Alabama, while also returning a kickoff for a career-long 37 yards ... Caught two passes vs. Texas A&M for seven yards each ... Returned five kickoffs for 108 yards at LSU ... Also caught one pass for 14 yards against the Tigers ... Caught a 20-yard pass and finished with two catches for 24 yards in the home win vs. Arkansas ... Finished the regular season with two catches for 13 yards at Ole Miss in the Egg Bowl ... Returned one kickoff for 21 yards in the season-finale Gator Bowl against Northwestern.

**2011:** Played in seven games during the 2011 season, making his only start in the win at UAB ... Made one catch for 20 yards against UT Martin ... Caught a career-high three passes for 22 yards at No. 6 Arkansas.

**2010:** Sat out his freshman year as a redshirt.

**HIGH SCHOOL:** Ranked the fifth most-coveted player in the state of Mississippi in the Mississippi Press' Fantastic 15 ... No. 9 prospect in the state of Mississippi regardless of position by Rivals.com ... No. 10 prospect according to SuperPrep Magazine ... No. 11 prospect in the state according to Scout.com ... A four-star recruit according to Rivals.com ... The consensus second-ranked wide receiver in the state of Mississippi in the 2010 class ... Member of the Jackson Clarion-Ledger 40 Most Wanted Recruits ... Second-Team All-State in all classifications according to the Jackson Clarion-Ledger ... During senior season caught 28 passes for 529 yards with a long of 70 yards and a pair of scores ... Also had 167 carries for 798 yards and nine touchdowns ... Helped lead Warriors to the Class 6A state title game ... Caught six passes for 78 yards in the state championship against South Panola ... Member of the Jackson Clarion-Ledger Dandy Dozen ... Selected to play in the Mississippi High School All-Star Game ... As a junior caught 48 passes for 632 yards and four scores ... Also rushed for 276 yards and four TDs on 31 carries ... Committed to Mississippi State in December of 2009 ... Also held offers from Auburn, Kentucky, Louisville, Ole Miss, Southern Miss and West Virginia.

**PERSONAL:** Born Robert Earl Johnson II on Aug. 1, 1991 ... Son of Robert, Sr. and Joanne Johnson.

## JOHNSON'S CAREER HIGHS

Receptions – 4, at Alabama (10-27-12)  
 Receiving Yards – 36, vs. Middle Tennessee State (10-20-12)  
 Longest Reception – 23, vs. Middle Tennessee State (10-20-12)  
 Receiving Touchdowns – 1, (2x) last at Alabama (10-27-12)  
 Rushes – 1, (2x) last vs. UT Martin (11-5-11)  
 Rushing Yards – 7, vs. UT Martin (11-5-11)  
 Kick Returns – 5, at LSU (11-10-12)  
 Kick Return Yards – 108, at LSU (11-10-12)  
 Longest Kick Return – 37, at Alabama (10-27-12)  
 All Purpose Yards – 122, at LSU (11-10-12)

## JOHNSON'S CAREER RECEIVING STATS

YEAR	G/GS	NO.	YDS	AVG.	TD	LP/OPPONENT
2011	7/0	4	42	10.5	0	20 / UT Martin
2012	13/0	17	164	9.6	2	23 / MTSU
<b>TOTALS</b>	<b>20/0</b>	<b>21</b>	<b>206</b>	<b>9.8</b>	<b>2</b>	<b>23 / MTSU</b>

## JOHNSON'S GAME-BY-GAME RECEIVING STATS

DATE	OPPONENT	REC	YARDS	AVG	TD	LONG
9/1/11	at Memphis	0	0	0.0	0	0
9/10/11	at Auburn		DID NOT PLAY			
9/15/11	LSU		DID NOT PLAY			
9/24/11	LA. TECH		DID NOT PLAY			
10/1/11	at Georgia		DID NOT PLAY			
10/8/11	* at UAB	0	0	0.0	0	0
10/15/11	SOUTH CAROLINA		DID NOT PLAY			
10/29/11	at Kentucky		DID NOT PLAY			
11/5/11	UT MARTIN	1	20	20.0	0	20
11/12/11	ALABAMA	0	0	0.0	0	0
11/19/11	at Arkansas	3	22	7.3	0	10
11/26/11	OLE MISS	0	0	0.0	0	0
12/30/11	vs. Wake Forest	0	0	0.0	0	0
9/1/12	JACKSON STATE	1	7	7.0	0	7
9/8/12	AUBURN	1	8	8.0	0	8
9/15/12	at Troy	0	0	0.0	0	-
9/22/12	SOUTH ALABAMA	1	6	6.0	0	6
10/6/12	at Kentucky	1	19	19.0	0	19
10/13/12	TENNESSEE	0	0	0.0	0	-
10/20/12	MIDDLE TENN. ST.	2	36	18.0	1	23
10/27/12	at Alabama	4	23	5.8	1	12
11/3/12	TEXAS A&M	2	14	7.0	0	7
11/10/12	at LSU	1	14	14.0	0	14
11/17/12	ARKANSAS	2	24	12.0	0	20
11/24/12	at Ole Miss	2	13	6.5	0	11
1/1/13	vs. Northwestern	0	0	0.0	0	-

2012 SEASON RECAP

COACHES

FOOTBALL HISTORY

TEAM RECORDS

INDIVIDUAL RECORDS

STADIUM RECORDS

BOWLS



**P.J. Jones • #93**  
**Junior • 2L**  
**DL • 6-3 • 295**  
**Tupelo, Miss. (Tupelo)**



**CAREER:** A talented defensive lineman who made an immediate impact as a true freshman in 2011 and carried it over to his sophomore campaign ... Expected to compete for a starting spot in 2013 ... Seen action in 21 career games with three starts, making 25 tackles, breaking up a pass and recovering a fumble ... Member of the 2012 Fall SEC Academic Honor Roll.

**2012:** Saw action in the last nine games of the season, including two starts ... Posted 16 tackles on the season ... Collected three tackles in the nationally-televised win against Tennessee at home ... Made a tackle in the homecoming victory vs. MTSU ... Tallied two tackles at Alabama ... Recorded a career-best five tackles at home vs. Texas A&M ... Totaled two tackles at LSU ... Finished the regular season with a tackle in the Egg Bowl at Ole Miss ... Corralled two tackles in the Gator Bowl vs. Northwestern to end his sophomore campaign.

**2011:** Played in all 12 regular season games, including a start against Louisiana Tech ... Notched a season-high four tackles and recovered a fumble in the season-opening win at Memphis ... Recorded three tackles in the homecoming win against UT Martin.

**HIGH SCHOOL:** The top defensive line prospect in the state of Mississippi following an outstanding high school career ... Rated the No. 6 prospect in the state regardless of position by Rivals.com ... Also rated the No. 21 defensive tackle prospect in the nation by Rivals.com ... Earned a four-star rating from Rivals.com ... Listed among the Jackson Clarion-Ledger's 25 Most Wanted, one of only three defensive linemen among the top 40 prospects ... Rated the nation's No. 43 defensive tackle prospect by Scout.com which also ranks him the 12th-best college prospect in the state from all positions ... Played defensive tackle as a senior for Coach David Bradberry ... Chosen by the Mississippi Association of Coaches to the Mississippi-Alabama All Star Game ... Coaches Association also named him Second-Team All-State in Class 6A ... The Northeast Mississippi Daily Journal named him to their All-Area squad ... Scout.com named him to its All-State first defense ... Posted 84 total tackles, including seven sacks, while forcing three fumbles during his senior season ... Missed part

of his 2009 junior year with injury, but was credited with 46 total tackles, as well as five sacks ... Committed to Mississippi State in January 2011 over offers from Ole Miss, Alabama, Arkansas, Tennessee and UCLA.

## JONES' CAREER HIGHS

Total Tackles – 5, vs. Texas A&M (11-3-12)  
Assisted Tackles – 4, vs. Texas A&M (11-3-12)  
Solo Tackles – 1, (5x) last at Ole Miss (11-24-12)  
Fumble Recoveries – 1, at Memphis (9-1-11)  
Pass Breakups – 1, at Memphis (9-1-11)

## JONES' CAREER STATS

YEAR	G/GS	TT	UT	AT	TFL-YDS	SCK-YDS	FF/FR	PBU	INT-YD
2011	12/1	9	2	7	0.0-0	0.0-0	0/1	1	0-0
2012	9/2	16	5	11	0.0-0	0.0-0	0/0	0	0-0
<b>TOTALS</b>	<b>21/3</b>	<b>25</b>	<b>7</b>	<b>18</b>	<b>0.0-0</b>	<b>0.0-0</b>	<b>0/1</b>	<b>1</b>	<b>0-0</b>

## JONES' GAME-BY-GAME DEFENSIVE STATS

DATE	OPPONENT	TT	UT	AT	TFL-YDS	SCK-YDS	FF/FR	PBU	INT
9/1/11	at Memphis	4	1	3	0.0-0	0.0-0	0/1	1	0-0
9/10/11	at Auburn	0	0	0	0.0-0	0.0-0	0/0	0	0-0
9/15/11	LSU	0	0	0	0.0-0	0.0-0	0/0	0	0-0
9/24/11	* LA. TECH	0	0	0	0.0-0	0.0-0	0/0	0	0-0
10/1/11	at Georgia	0	0	0	0.0-0	0.0-0	0/0	0	0-0
10/8/11	at UAB	0	0	0	0.0-0	0.0-0	0/0	0	0-0
10/15/11	SOUTH CAROLINA	0	0	0	0.0-0	0.0-0	0/0	0	0-0
10/29/11	at Kentucky	0	0	0	0.0-0	0.0-0	0/0	0	0-0
11/5/11	UT MARTIN	3	0	3	0.0-0	0.0-0	0/0	0	0-0
11/12/11	ALABAMA	1	1	0	0.0-0	0.0-0	0/0	0	0-0
11/19/11	at Arkansas	1	0	1	0.0-0	0.0-0	0/0	0	0-0
11/26/11	OLE MISS	0	0	0	0.0-0	0.0-0	0/0	0	0-0
12/30/11	vs. Wake Forest	DID NOT PLAY							
9/1/12	JACKSON STATE	DID NOT PLAY							
9/8/12	AUBURN	DID NOT PLAY							
9/15/12	at Troy	DID NOT PLAY							
9/22/12	SOUTH ALABAMA	DID NOT PLAY							
10/6/12	* at Kentucky	0	0	0	0.0-0	0.0-0	0/0	0	0-0
10/13/12	* TENNESSEE	3	0	3	0.0-0	0.0-0	0/0	0	0-0
10/20/12	MIDDLE TENN. ST.	1	0	1	0.0-0	0.0-0	0/0	0	0-0
10/27/12	at Alabama	2	1	1	0.0-0	0.0-0	0/0	0	0-0
11/3/12	TEXAS A&M	5	1	4	0.0-0	0.0-0	0/0	0	0-0
11/10/12	at LSU	2	0	2	0.0-0	0.0-0	0/0	0	0-0
11/17/12	ARKANSAS	0	0	0	0.0-0	0.0-0	0/0	0	0-0
11/24/12	at Ole Miss	1	1	0	0.0-0	0.0-0	0.0	0	0-0
1/1/13	vs. Northwestern	2	2	0	0.0-0	0.0-0	0/0	0	0-0

times for 21 yards ... Returned two punts for 11 yards ... Tallied a team-high 517 kick return yards on 20 returns ... Totaled 63 all-purpose yards in the season-opening win vs. Jackson State (11 rushing yards, 32 receiving yards and 20 kick return yards) ... Caught a 21-yard pass in the SEC win at home vs. Auburn ... Tallied 99 all-purpose yards in the home win over South Alabama ... Pulled in two passes for 26 yards and returned a kick 39 yards at Alabama ... Returned two kicks for 57 yards and a punt for 13 yards at home against Texas A&M ... Collected a team season-best and career-high 183 kick return yards on five kickoff returns in the Egg Bowl at Ole Miss ... 100-yard kickoff return for a touchdown against the Rebels was the longest play in the 109-year history of the Egg Bowl, the fifth 100-yard play in the 113-year history of MSU football and the fourth 100-yard play in the SEC in 2012 ... Named honorable mention National Kickoff Returner of the Week by CollegeFootballPerformanceAwards.com for his efforts ... Finished the season with four kick returns for 68 yards in the Gator Bowl against Northwestern.

**2011:** All-SEC Freshman nominee that played in all 13 games as a wide receiver and the team's primary kick returner ... Hauled in seven passes for 143 yards (team-high 20.4 average) and a score ... Led the Bulldogs with 21 kickoff returns for 386 yards ... One of just four freshmen wide receivers in the SEC to record a 100-yard receiving game, and only one of two to do it on the road ... Pulled in an 80-yard touchdown reception at Memphis, the longest reception by a SEC freshman in 2011 and tied for the third-longest reception overall ... Had an impressive performance against Memphis in the season opener, catching four passes for 113 yards and a touchdown, while running for 29 yards and a score ... Gained 32 rushing yards and 16 receiving yards in an overtime win against LA Tech ... Caught three passes for 26 yards in a homecoming victory against UT Martin ... Had three kick returns for a career-high 93 yards, including a career long 50 yard return in the Music City Bowl.

**2010:** Sat out his freshman year as a redshirt.

**HIGH SCHOOL:** Named first-team all-classification All-State by the Jackson Clarion-Ledger on defense ... Also named the Mississippi Association of Coaches Offensive Player of the Year in 3A ... Rated the No. 24 prospect in the state of Mississippi regardless of position by Scout.com ... Rated No. 28 on the Rivals.com list of top prospects in the state ... Listed on the Jackson Clarion-Ledger's 40 Most Wanted recruits ... A three-star recruit according to both Rivals.com and ESPN.com ... Led the undefeated Chiefs of Head Coach Walter Denton, who won 15-straight games en route to the school's first Class 3A championship ... One of the two quarterbacks chosen for the Mississippi-Alabama All-Star Game roster ... In the 3A championship game against Aberdeen he had a hand in all five Chiefs touchdowns, rushing for two scores including the game-clincher on a fourth-down dash, and passing for three more ... During his senior season he was 75-of-137 passing for 1,161 yards with 13 touchdowns ... Rushed 200 times for 1,182 yards and 18 touchdowns ... As a junior he helped THS go 12-1 and capture its first South State championship.

**PERSONAL:** Born Jameon Kalchevis Lewis on Nov. 26, 1991 ... Son of Roy Walker and Tyrone Lewis ... His father played football at LSU.

## LEWIS' CAREER HIGHS

Receptions – 4, at Memphis (9-1-11)  
Receiving Yards – 113, at Memphis (9-1-11)  
Receiving Touchdowns – 1, at Memphis (9-1-11)  
Longest Reception – 80, at Memphis (9-1-11)  
Carries – 3, (2x) last vs. UT Martin (11-5-11)  
Rushing Yards – 32, vs. LA Tech (9-24-11)  
Rushing Touchdowns – 1, at Memphis (9-1-11)  
Longest Rush – 23, vs. LA Tech (9-24-11)  
Kick Returns – 5, at Ole Miss (11-24-12)  
Kick Return Yards – 183, at Ole Miss (11-24-12)  
Longest Kick Return – 100, at Ole Miss (11-24-12)  
Punt Returns – 3, at Memphis (9-1-11)  
Punt Return Yards – 13, vs. Texas A&M (11-3-12)  
Longest Punt Return – 17, at Memphis (9-1-11)  
All-Purpose Yards – 183, at Ole Miss (11-24-12)



**Jameon Lewis • #4**  
**Junior • 2L**  
**WR • 5-9 • 195**  
**Tylertown, Miss. (Tylertown)**



**CAREER:** Named 2013 preseason All-SEC by Phil Steele ... Electrifying playmaker who will be looked upon to be one of the Bulldogs' top offensive targets in 2013 ... Played in all 26 games in his career for the Maroon and White ... Has totaled 1,282 all-purpose yards and is the only player on the roster with a rushing, receiving and kick return touchdown.

**2012:** Named to the All-SEC First Team as a kick returner by CBSSports.com and to the second team by Phil Steele ... Averaged 25.9 yards per kickoff return to finish third in the conference ... Totaled 657 all-purpose yards ... Caught 10 passes for 108 yards ... Ran five



# 2013 BULLDOGS

GENERAL INFO

2013 BULLDOGS

COACHES

2012 SEASON RECAP

FOOTBALL HISTORY

TEAM RECORDS

INDIVIDUAL RECORDS

STADIUM RECORDS

BOWLS

## LEWIS' CAREER RECEIVING STATS

YEAR	G/GS	NO.	YDS	AVG.	TD	LP/OPPONENT
2011	13/0	7	143	20.4	1	80 / Memphis
2012	13/0	10	108	10.8	0	21 / Auburn
<b>TOTALS</b>	<b>26/0</b>	<b>17</b>	<b>251</b>	<b>14.8</b>	<b>1</b>	<b>80 / MEMPHIS</b>

## LEWIS' CAREER RUSHING STATS

YEAR	G/GS	NO.	YDS	AVG.	TD	LP/OPPONENT
2011	13/0	11	86	8.0	1	23 / LA Tech
2012	13/0	5	21	4.2	0	12 / MTSU
<b>TOTALS</b>	<b>26/0</b>	<b>16</b>	<b>107</b>	<b>6.7</b>	<b>1</b>	<b>23 / LA TECH</b>

## LEWIS' CAREER KICK RETURN STATS

YEAR	G/GS	NO.	YDS	AVG.	TD	LP/OPPONENT
2011	13/0	21	386	18.4	0	50 / Wake Forest
2012	13/0	20	517	25.9	1	100 / Ole Miss
<b>TOTALS</b>	<b>26/0</b>	<b>41</b>	<b>903</b>	<b>22.0</b>	<b>1</b>	<b>100 / OLE MISS</b>

## LEWIS' CAREER PUNT RETURN STATS

YEAR	G/GS	NO.	YDS	AVG.	TD	LP/OPPONENT
2011	13/0	3	10	3.3	0	17 / Memphis
2012	13/0	2	11	5.5	0	13 / Texas A&M
<b>TOTALS</b>	<b>26/0</b>	<b>5</b>	<b>21</b>	<b>4.2</b>	<b>0</b>	<b>17 / MEMPHIS</b>



**Jamerson Love • #5**  
**Junior • 2L**  
**DB • 5-10 • 175**  
**Aberdeen, Miss. (Aberdeen)**



**CAREER:** Talented, speedy defensive back who will compete for a starting cornerback spot in 2013 ... Appeared in 25 games in his first two seasons with two starts ... Tallied 43 tackles (25 solo) with 3.0 tackles for loss, three pass breakups and an interception so far in his young career ...

**2012:** Played in 12 games, including starts vs. Tennessee and Texas A&M ... Posted 25 tackles, 1.0 tackles for loss, an interception and two pass breakups ... Made a tackle in his season debut in the home win vs. Auburn ... Tallied four tackles in the road opener at Troy ... Recorded five tackles and his second career pass deflection in the home triumph against South Alabama ... Made one tackle in the home win vs. Tennessee ... Collected three tackles in the homecoming win against MTSU ... Broke up another pass to go along with one tackle at Alabama ... Totaled a career-best six tackles, including five solo and a tackle for loss vs. Texas A&M at home ... Nabbed his first career interception vs. Arkansas, tallying two tackles ... Picked up two tackles in the final game of the season against Northwestern in the Gator Bowl.

**2011:** All-SEC Freshman nominee that totaled 18 tackles on the season, with 12 being unassisted, and had two tackles for loss ... Recorded three tackles against Memphis, along with 2.0 tackles for a loss ... Had 11 tackles total in a three-game stretch against No. 13 South Carolina, Kentucky and UT Martin.

**2010:** Sat out his freshman year as a redshirt.

**HIGH SCHOOL:** Rated the No. 22 prospect in the state regardless of position by Rivals.com ... A three-star athlete according to both Rivals.com and Scout.com ... Named first-team All-State all-classification by the Jackson Clarion-Ledger on defense ... Selected to participate in the Mississippi-Alabama All-Star Game at safety ... Named first-team all-state by the Mississippi Association of Coaches at running back ... His senior season he led Aberdeen to a 13-3 record and the 3A championship game ... In the state title game against Tylertown he carried 13 times for 131 yards and scored on a 34-yard touchdown dash ... Was the third-leading rusher in Class 3A as a senior, finishing the year with 1,773 yards on 195 carries ... Scored 21 rushing touchdowns in 2009 and added six receiving scores ... His 18 catches resulted in 434 yards ... Helped Aberdeen reach the 3A championship game as a junior ... Rushed for 787 yards on 57 carries with 15 touchdowns in 2008 ... Also caught ten

passes for 224 more yards and three scores.

**PERSONAL:** Born Jamerson Valentino Love on Nov. 6, 1990 ... Son of James Love and Maggie Walker.

## LOVE'S CAREER HIGHS

Total Tackles – 6, vs. Texas A&M (11-3-12)

Assisted Tackles – 3, vs. South Alabama (9-22-12)

Solo Tackles – 5, vs. Texas A&M (11-3-12)

Tackles For Loss – 2.0, at Memphis (9-1-11)

Pass Breakups – 1, (3x) last at Alabama (10-27-12)

Interceptions – 1, vs. Arkansas (11-17-12)

Interception Return Yards – 6, vs. Arkansas (11-17-12)

## LOVE'S CAREER STATS

YEAR	G/GS	TT	UT	AT	TFL-YDS	SCK-YDS	FF/FR	PBU	INT-YD
2011	13/0	18	12	6	2.0-3	0.0-0	0/0	1	0-0
2012	12/2	25	13	12	1.0-3	0.0-0	0/0	2	1-6
<b>TOTALS</b>	<b>25/2</b>	<b>43</b>	<b>25</b>	<b>18</b>	<b>3.0-6</b>	<b>0.0-0</b>	<b>0/0</b>	<b>3</b>	<b>1-6</b>

## LOVE'S GAME-BY-GAME DEFENSIVE STATS

DATE	OPPONENT	TT	UT	AT	TFL-YDS	SCK-YDS	FF/FR	PBU	INT
9/1/11	at Memphis	3	3	0	2.0-3	0.0-0	0/0	0	0-0
9/10/11	at Auburn	0	0	0	0.0-0	0.0-0	0/0	0	0-0
9/15/11	LSU	1	1	0	0.0-0	0.0-0	0/0	0	0-0
9/24/11	LA. TECH	0	0	0	0.0-0	0.0-0	0/0	0	0-0
10/1/11	at Georgia	0	0	0	0.0-0	0.0-0	0/0	0	0-0
10/8/11	at UAB	0	0	0	0.0-0	0.0-0	0/0	0	0-0
10/15/11	SOUTH CAROLINA	3	1	2	0.0-0	0.0-0	0/0	0	0-0
10/29/11	at Kentucky	4	3	1	0.0-0	0.0-0	0/0	0	0-0
11/5/11	UT MARTIN	4	2	2	0.0-0	0.0-0	0/0	1	0-0
11/12/11	ALABAMA	0	0	0	0.0-0	0.0-0	0/0	0	0-0
11/19/11	at Arkansas	0	0	0	0.0-0	0.0-0	0/0	0	0-0
11/26/11	OLE MISS	2	1	1	0.0-0	0.0-0	0/0	0	0-0
12/30/11	vs. Wake Forest	1	1	0	0.0-0	0.0-0	0/0	0	0-0
9/1/12	JACKSON STATE	DID NOT PLAY							
9/8/12	AUBURN	1	0	1	0.0-0	0.0-0	0/0	0	0-0
9/15/12	at Troy	4	2	2	0.0-0	0.0-0	0/0	0	0-0
9/22/12	SOUTH ALABAMA	5	2	3	0.0-0	0.0-0	0/0	1	0-0
10/6/12	at Kentucky	0	0	0	0.0-0	0.0-0	0/0	0	0-0
10/13/12	* TENNESSEE	1	0	1	0.0-0	0.0-0	0/0	0	0-0
10/20/12	MIDDLE TENN. ST.	3	1	2	0.0-0	0.0-0	0/0	0	0-0
10/27/12	at Alabama	1	1	0	0.0-0	0.0-0	0/0	1	0-0
11/3/12	* TEXAS A&M	6	5	1	1.0-3	0.0-0	0/0	0	0-0
11/10/12	at LSU	0	0	0	0.0-0	0.0-0	0/0	0	0-0
11/17/12	ARKANSAS	2	0	2	0.0-0	0.0-0	0/0	0	1-6
11/24/12	at Ole Miss	0	0	0	0.0-0	0.0-0	0/0	0	0-0
1/1/13	vs. Northwestern	2	2	0	0.0-0	0.0-0	0/0	0	0-0



**Justin Malone • #70**  
**Sophomore • 1L**  
**OL • 6-7 • 320**  
**Madison, Miss. (Madison-Ridgeland)**



**CAREER:** Skilled offensive lineman that played in 12 games with four starts in his first season on the field with the Bulldogs ... Expected to be MSU's starting right guard this season ... Member of the 2012 Fall SEC Academic Honor Roll.

**2012:** All-SEC freshman nominee that saw action in 12 games, including four starts ... Played 54 snaps in the season-opening victory against Jackson State ... Graded out a champion (95 percent) in 21 snaps in the SEC-opening win over Auburn ... Recorded a season-

high eight pancake blocks at Troy in his first career start . . . Started the next week in the home victory against South Alabama . . . Recorded five pancake blocks in the SEC road win at Kentucky in his third career start . . . Graded out a champion (81 percent) as a starter with seven pancake blocks in the homecoming win over MTSU.

**2011:** Sat out his freshman year as a redshirt.

**HIGH SCHOOL:** Highly-promising recruit who played only two seasons of high school football . . . Finished his short prep career by leading Coach Mack Norwood's Patriots to the championship round of Class AAA-Division I . . . Selected first-team All-State by the Mississippi Association of Independent Schools . . . Named to the Jackson Clarion-Ledger All-Metro Jackson team . . . The newspaper also listed him among their top 40 prospects from the state prep ranks regardless of classification . . . Played a whole varsity career on the basketball court for MRA . . . Committed to Mississippi State in November 2010.



**Kendrick Market • #26**  
**Sophomore • 1L**  
**DB • 5-10 • 190**  
**Batesville, Miss. (South Panola)**



**CAREER:** Hard-nosed, Mississippi-born safety expected to earn playing time after appearing in 12 games in 2012 . . . Tallied 13 tackles and an interception as a reserve defensive back for the Maroon and White during his redshirt freshman season.

**2012:** Played in 12 games in his debut campaign, tallying 13 tackles and an interception . . . Collected two tackles in the win vs. Jackson State and the victory at Troy . . . Made a tackle in the nationally-televised home win vs. Tennessee . . . Posted a career-high three tackles and nabbed his first career interception in the homecoming win against MTSU . . . Recorded two tackles at Alabama . . . Made a solo tackle at LSU . . . Tallied two tackles in the home finale against Arkansas.

**2011:** Sat out his freshman year as a redshirt.

**HIGH SCHOOL:** Highly-touted athlete from one of the top high school programs in the nation . . . Three-year starter on both sides of the ball and in the return game, and a two-time All-State selection . . . Rated the No. 15 prospect in the state regardless of position by Rivals.com . . . Helped lead Lance Pouge's South Panola team to state titles in both 2009 and 2010 . . . Recognized by the Mississippi Association of Coaches as First-Team All-State in Class 6A as a linebacker following his senior season . . . The MAC also picked him for the Mississippi-Alabama All Star Game where he practiced at cornerback, safety, linebacker, as well as both return positions . . . Named First-Team All-State as a linebacker by the Jackson Clarion-Ledger . . . Also ranked among the Top 40 Prospects list, taken from all classes . . . For the 2010 season as a starting defensive back he was credited with 52 tackles and six interceptions . . . Also rushed for 726 yards with six more scores . . . He earned first All-State recognition as a junior playing both on offense and defense . . . Scout.com placed him on its First-Team All-State defense after the 2009 season, one of just two juniors on the team . . . For the year he had 64 total tackles, including two sacks, and intercepted a pair of passes . . . On offense he rushed 64 times for 587 yards and was 20-of-30 passing for 312 yards and four touchdowns . . . Committed to MSU in October 2010 with offers from Ole Miss, Southern Miss and others.

## MARKET'S CAREER HIGHS

Total Tackles - 3, vs. Middle Tennessee State (10-20-12)  
Assisted Tackles - 3, vs. Middle Tennessee State (10-20-12)  
Solo Tackles - 2, (2x) last vs. Arkansas (11-17-12)  
Interceptions - 1, vs. Middle Tennessee State (10-20-12)

## MARKET'S CAREER STATS

YEAR	G/GS	TT	UT	AT	TFL-YDS	SCK-YDS	FF/FR	PBU	INT-YD
2012	12/0	13	7	6	0.0-0	0.0-0	0/0	0	1-3
<b>TOTALS</b>	<b>12/0</b>	<b>13</b>	<b>7</b>	<b>6</b>	<b>0.0-0</b>	<b>0.0-0</b>	<b>0/0</b>	<b>0</b>	<b>1-3</b>

## MARKET'S GAME-BY-GAME DEFENSIVE STATS

DATE	OPPONENT	TT	UT	AT	TFL-YDS	SCK-YDS	FF/FR	PB	INT-Y
9/1/12	JACKSON STATE	2	2	0	0.0-0	0.0-0	0/0	0	0-0
9/8/12	AUBURN	DID NOT PLAY							
9/15/12	at Troy	2	1	1	0.0-0	0.0-0	0/0	0	0-0
9/22/12	SOUTH ALABAMA	0	0	0	0.0-0	0.0-0	0/0	0	0-0
10/6/12	at Kentucky	0	0	0	0.0-0	0.0-0	0/0	0	0-0
10/13/12	TENNESSEE	1	0	1	0.0-0	0.0-0	0/0	0	0-0
10/20/12	MIDDLE TENN. ST.	3	0	3	0.0-0	0.0-0	0/0	0	1-3
10/27/12	at Alabama	2	1	1	0.0-0	0.0-0	0/0	0	0-0
11/3/12	TEXAS A&M	0	0	0	0.0-0	0.0-0	0/0	0	0-0
11/10/12	at LSU	1	1	0	0.0-0	0.0-0	0/0	0	0-0
11/17/12	ARKANSAS	2	2	0	0.0-0	0.0-0	0/0	0	0-0
11/24/12	at Ole Miss	0	0	0	0.0-0	0.0-0	0/0	0	0-0
1/1/13	vs. Northwestern	0	0	0	0.0-0	0.0-0	0/0	0	0-0



**Benardrick McKinney • #50**  
**Sophomore • 1L**  
**LB • 6-5 • 235**  
**Tunica, Miss. (Rosa Fort)**



**CAREER:** Named 2013 preseason All-SEC by Athlon Sports and Phil Steele . . . Named to the preseason watch list for the 2013 Bednarik Award, given to the nation's top defensive player . . . One of only three underclassmen in the country (only linebacker) to make the list . . . Athletic linebacker coming off of a Freshman All-American campaign for the Maroon and White . . . A freshman All-American by CBS Sports, Phil Steele, Scout.com and FoxSportsNext who played in all 13 games in his debut campaign . . . Started the last 11 games of the 2012 season, tying for second in the nation among freshman and sixth overall in the SEC with 102 tackles . . . Named to the All-SEC Freshman Team in a vote by the league coaches . . . Earned Co-SEC Freshman of the Week Honors after his brilliant performance in the 2012 road win at Kentucky . . . Also tallied 4.5 tackles for loss, a sack, four pass breakups and a fumble recovery.

**2012:** Named a First-Team Freshman All-American by CBSSports.com, FoxSportsNext, Phil Steele and CollegeFootballNews.com . . . Burst onto the scene as one of the top underclassmen linebackers in the country, playing in all 13 games, including starts in the last 10 . . . Led all SEC freshmen and tied for second among freshman in the FBS with 102 tackles, which also ranked sixth overall in the SEC . . . Earned All-SEC Freshman honors by the SEC coaches and ESPN.com . . . Totaled 4.5 tackles for loss, a sack, four pass breakups and a fumble recovery . . . Collected four tackles each in the wins versus Jackson State and Auburn, before making eight tackles in his road debut at Troy . . . Recorded a career-high 1.5 tackles for loss to go with eight total tackles in the home victory against South Alabama . . . Named Co-SEC Freshman of the Week after posting 12 tackles (10 solo), 1.0 tackles for loss and his first two career pass breakups in the SEC road win at Kentucky . . . Led the MSU defense in holding UK to 20-yards-or-less in nine of its 12 possessions, while also forcing five three-and-outs . . . Racked up a career-high 14 tackles the next week in the nationally-televised win against Tennessee at home . . . Collected five tackles in the homecoming win vs. MTSU . . . Registered a 13-yard sack and four tackles at Alabama . . . Made 14 tackles at home vs. Texas A&M . . . Totaled six tackles and a pass breakup at LSU . . . Tallied eight tackles and a fumble recovery in the victorious home finale vs. Arkansas . . . Finished the regular season strong with 10 tackles, a tackle for loss and a pass breakup in the Egg Bowl at Ole Miss . . . Recorded five tackles in the final game of the season against Northwestern in the Gator Bowl.

**2011:** Sat out his first season as a redshirt freshman.

**HIGH SCHOOL:** A top defensive prospect in the state of Mississippi . . . Rated among the top 25 Most Wanted by the Jackson Clarion-Ledger . . . He is the first Rosa Fort player to sign with an SEC program since 2001, following in the footsteps of his 2010 high school coach and former Bulldog receiver McKinley Scott . . . He led the RFHS Lions to a 3-3 finish in Region 2 play and a first-round playoff appearance in Class 4A . . . The state's high school coaches selected him to the North/South All-Star Game as a linebacker . . . Started at quarterback for Rosa Fort his senior season . . . Accounted for 2,036 total yards of offense and 22 touchdowns with 1,334 passing and 702 yards on the ground . . . Threw for 15 touchdowns and ran for another seven . . . Credited with 66 tackles from his linebacker spot . . . Threw for 530 yards with



# 2013 BULLDOGS

## GENERAL INFO

five touchdowns as a junior . . . Rushed for one score and 100 yards that season and posted 34 total tackles on defense . . . Also served as the team's punter as a junior . . . Additionally, he started for the Rosa Fort basketball team . . . Committed to Mississippi State in September 2010, after being recruited by Ole Miss, Memphis and LSU.

### MCKINNEY'S CAREER HIGHS

Total Tackles – 14, (2x) last vs. Texas A&M (11-3-12)  
Assisted Tackles – 12, vs. Tennessee (10-13-12)  
Solo Tackles – 12, vs. Texas A&M (11-3-12)  
Tackles for Loss - 1.5, vs. South Alabama (9-22-12)  
Sacks - 1.0, at Alabama (10-27-12)  
Pass Breakups - 2, at Kentucky (10-6-12)  
Fumble Recovery - 1, vs. Arkansas (11-17-12)

### MCKINNEY'S CAREER STATS

YEAR	G/GS	TT	UT	AT	TFL-YDS	SCK-YDS	FF/FR	PBU	INT-YD
2012	13/10	102	45	57	4.5-20	1.0-13	0/1	4	0-0
<b>TOTALS</b>	<b>13/10</b>	<b>102</b>	<b>45</b>	<b>57</b>	<b>4.5-20</b>	<b>1.0-13</b>	<b>0/1</b>	<b>4</b>	<b>0-0</b>

### MCKINNEY'S GAME-BY-GAME DEFENSIVE STATS

DATE	OPPONENT	TT	UT	AT	TFL-YDS	SCK-YDS	FF/FR	PB	INT-Y
9/1/12	JACKSON STATE	4	1	3	0.0-0	0.0-0	0/0	0	0-0
9/8/12	AUBURN	4	1	3	0.0-0	0.0-0	0/0	0	0-0
9/15/12	at Troy	8	7	1	0.0-0	0.0-0	0/0	0	0-0
9/22/12	* SOUTH ALABAMA	8	2	6	1.5-2	0.0-0	0/0	0	0-0
10/6/12	* at Kentucky	12	10	2	1.0-3	0.0-0	0/0	2	0-0
10/13/12	* TENNESSEE	14	2	12	0.0-0	0.0-0	0/0	0	0-0
10/20/12	* MIDDLE TENN. ST.	5	3	2	0.0-0	0.0-0	0/0	0	0-0
10/27/12	* at Alabama	4	2	2	1.0-13	1.0-13	0/0	0	0-0
11/3/12	* TEXAS A&M	14	2	12	0.0-0	0.0-0	0/0	0	0-0
11/10/12	* at LSU	6	1	5	0.0-0	0.0-0	0/0	1	0-0
11/17/12	* ARKANSAS	8	3	5	0.0-0	0.0-0	0/1	0	0-0
11/24/12	* at Ole Miss	10	6	4	1.0-2	0.0-0	0/0	1	0-0
1/1/13	* vs. Northwestern	5	5	0	0.0-0	0.0-0	0/0	0	0-0

## 2013 BULLDOGS

## COACHES

## 2012 SEASON RECAP

## FOOTBALL HISTORY

## TEAM RECORDS

## INDIVIDUAL RECORDS

## STADIUM RECORDS

## BOWLS

### MILTON'S CAREER HIGHS

Carries – 8, vs. Jackson State (9-1-12)  
Rushing Yards – 65, vs. Jackson State (9-1-12)  
Longest Rush – 27, vs. Middle Tennessee State (10-20-12)  
Receptions - 1, vs. Auburn (9-8-12)  
Receiving Yards - 3, vs. Auburn (9-8-12)  
Longest Receptions - 3, vs. Auburn (9-8-12)  
All-Purpose Yards - 65, vs. Jackson State (9-1-12)

### MILTON'S CAREER RUSHING STATS

YEAR	G/GS	NO.	YDS	AVG.	TD	LP/OPPONENT
2012	10/0	34	165	4.9	2	27 / MTSU
<b>TOTALS</b>	<b>10/0</b>	<b>34</b>	<b>165</b>	<b>4.9</b>	<b>2</b>	<b>27 / MTSU</b>

### MILTON'S CAREER RECEIVING STATS

YEAR	G/GS	NO.	YDS	AVG.	TD	LP/OPPONENT
2012	10/0	1	3	3.0	0	3 / Auburn
<b>TOTALS</b>	<b>10/0</b>	<b>1</b>	<b>3</b>	<b>3.0</b>	<b>0</b>	<b>3 / AUBURN</b>

### MILTON'S GAME-BY-GAME RUSHING STATS

DATE	OPPONENT	NO.	GAIN	LOSS	NET	AVG.	TD	LONG
9/1/12	JACKSON STATE	8	65	0	65	8.1	0	24
9/8/12	AUBURN	6	30	0	30	5.0	1	12
9/15/12	at Troy				DID NOT PLAY			
9/22/12	SOUTH ALABAMA	7	38	0	38	5.4	0	11
10/6/12	at Kentucky	1	4	0	4	4.0	0	4
10/13/12	TENNESSEE	1	3	0	3	3.0	0	3
10/20/12	MIDDLE TENN. ST.	3	38	0	38	12.7	1	27
10/27/12	at Alabama	2	5	13	-8	-4.0	0	5
11/3/12	TEXAS A&M	2	5	0	5	2.5	0	3
11/10/12	at LSU	1	0	14	-14	-14.0	0	-14
11/17/12	ARKANSAS	3	6	2	4	1.3	0	4
11/24/12	at Ole Miss				DID NOT PLAY			
1/1/13	vs. Northwestern				DID NOT PLAY			



**Derrick Milton • #28**  
**Sophomore • 1L**  
**RB • 6-0 • 210**  
**Pineville, La. (Hargrave Military Aca.)**



**Joe Morrow • #16**  
**Sophomore • SQ**  
**WR • 6-4 • 210**  
**Ocean Springs, Miss. (Ocean Springs)**



**CAREER:** Talented sophomore tailback who will be in the explosive MSU backfield in 2013 . . . Member of the 2012 Fall SEC Academic Honor Roll.

**2012:** Saw action in 10 games, rushing 34 times for 165 yards and a pair of touchdowns during his redshirt freshman season . . . Gained 65 yards on eight carries in the season-opening win against Jackson State . . . Scored his first career touchdown in the season lid-lifter . . . Rushed six times for 30 yards in the SEC-opening win versus Auburn . . . Carried seven times for 38 yards against South Alabama . . . Scored second career touchdown in win against Middle Tennessee, where he rushed three times for 38 yards . . . Saw limited action in the final six games of the season.

**2011:** Sat out his first season as a redshirt freshman.

**HIGH SCHOOL:** Physical running back from the Louisiana prep ranks who played his senior high school season at Hargrave, Va., Military Academy for first-year coach Troy Davis . . . Rushed for 740 yards on just 43 carries with 10 touchdowns . . . Played three varsity seasons at Pineville High School where he compiled almost 4,500 rushing yards . . . Rushed for 1,800 yards with 15 touchdowns as a junior . . . Earned Louisiana Sports Writers Association First-Team All-State honors . . . Also tabbed All-Central Louisiana . . . Ran for 1,227 yards and 10 touchdowns as a sophomore . . . Committed to Mississippi State in January 2011, with offers from Ole Miss, Tennessee, Memphis, North Carolina and Oklahoma State, among others.

**CAREER:** Rangy wide receiver expected to compete for a starting spot in the wide receiver rotation for 2013 . . . Saw his first career action as a redshirt freshman in 2012 . . . Caught five passes for 53 yards while seeing playing time in eight games.

**2012:** Saw playing time in eight games, catching five passes during his redshirt freshman campaign . . . Caught a pair of passes for 24 yards in his first career game in the season-opening victory against Jackson State . . . Caught two passes for 16 yards against Middle Tennessee . . . Pulled in one reception for 13 yards in win versus Arkansas.

**2011:** Sat out his first season as a redshirt freshman.

**HIGH SCHOOL:** One of the top wide receiver prospects in the nation . . . Named an All-American by SuperPrep Magazine and tabbed as that publication's No. 6 prospect in the state . . . Rated the eighth-best college prospect from all positions in Mississippi by Scout.com . . . Also rated the No. 30 wideout in the nation by Scout.com . . . Rated a four-star prospect by recruiting services . . . Selected by the Mississippi Association of Coaches for the Mississippi-Alabama All Star Game . . . Also selected to the Offense/Defense All-American Bowl . . . Jackson Clarion-Ledger ranked him No. 9 among their Ten Most Wanted Prospects in Mississippi . . . Caught 44 passes for 618 yards and five touchdowns during his senior season . . . Also accounted for 51 total tackles and intercepted a pair of passes . . . As a junior caught 40 passes for 770 yards and 11 touchdowns . . . Played basketball for Ocean Springs as well . . . Committed to Mississippi State in July 2010 with offers from Ole Miss, Southern Miss.,

Auburn, Alabama, Memphis and LSU.

## MORROW'S CAREER HIGHS

Receptions – 2, (2x) last vs. Middle Tennessee State (10-20-12)  
 Receiving Yards – 24, vs. Jackson State (9-1-12)  
 Longest Reception – 17, vs. Jackson State (9-1-12)

## MORROW'S CAREER RECEIVING STATS

YEAR	G/GS	NO.	YDS	AVG.	TD	LP/OPPONENT
2012	8/0	5	53	10.6	0	17 / Jackson State
<b>TOTALS</b>	<b>8/0</b>	<b>5</b>	<b>53</b>	<b>10.6</b>	<b>0</b>	<b>17 / Jackson State</b>

## MORROW'S GAME-BY-GAME RECEIVING STATS

DATE	OPPONENT	REC	YARDS	AVG	TD	LONG
9/1/12	JACKSON STATE	2	24	12.0	0	17
9/8/12	AUBURN	0	0	0.0	0	-
9/15/12	at Troy	0	0	0.0	0	-
9/22/12	SOUTH ALABAMA	0	0	0.0	0	-
10/6/12	at Kentucky		DID NOT PLAY			
10/13/12	TENNESSEE	0	0	0.0	0	-
10/20/12	MIDDLE TENN. ST.	2	16	8.0	0	9
10/27/12	at Alabama		DID NOT PLAY			
11/3/12	TEXAS A&M	0	0	0.0	0	-
11/10/12	at LSU		DID NOT PLAY			
11/17/12	ARKANSAS	1	13	13.0	0	13
11/24/12	at Ole Miss		DID NOT PLAY			
1/1/13	vs. Northwestern		DID NOT PLAY			



**Archie Muniz • #59**  
**Junior • 2L**  
**OL • 6-5 • 300**  
**Houston, Texas (Cypress Creek)**



**CAREER:** Has played in 25 games as a Bulldog, serving as a reserve offensive tackle ... Has seen action as a reserve on the offensive line and as a starter on special teams ... Member of the 2012 Fall SEC Academic Honor Roll.

**2012:** Played in all 13 games during his sophomore campaign, seeing time on the offensive line and as a starter on field goals and extra points ... Played left tackle in reserve duty against Jackson State in the season opening win ... Saw time on the offensive line against Troy, South Alabama and Middle Tennessee.

**2011:** Saw action in all 12 regular season games, starting on the field-goal and extra-point teams, as well as seeing time in the second half of many wins as a reserve offensive lineman ... Blocked for a running back who finished fourth in the SEC in rushing, while giving up the fifth-fewest sacks in the league ... As a blocker, helped the 2011 squad reach the top 10 in school history for single-season marks in passing touchdowns, passing completions, total yards and first downs ... Helped the offense tally multiple rushing touchdowns in games against Memphis, Auburn, Kentucky, UT Martin, Ole Miss and Wake Forest ... Blocked for an offense that scored 50-plus points twice in the same season for the first time since 1914 (four), and only the third time in school history (1907, twice) ... Part of an offense that paved the way for running back Vick Ballard to rush for a career-high 180 yards against Wake Forest in the Music City Bowl.

**2010:** Sat out his freshman year as a redshirt.

**HIGH SCHOOL:** Rated a three-star prospect by Rivals.com and ESPN.com ... Listed as the No. 30 offensive tackle in the country according to ESPN.com ... Unanimous First-Team All-District selection from District 15 in Class 5A for 2009 ... Helped lead Coach Greg McCaig's Cypress Creek High School to consecutive District Championships ... Helped lead the Cougars to their latest District 15 championship with a 6-1 record, while his team posted an overall 9-1 mark for the regular season in Class 5A before a first-round loss in the playoffs ... For the 2009 season he was credited with a 90 percent blocking grade and over 50 pan-

cake blocks in 10 games ... As a junior in 2008, graded out at 84 percent on his blocks with 43 pancakes ... Earned Second-Team All-District 15-5A honors his junior season ... Chose Mississippi State with offers from across the nation including Arizona State, Colorado State, Houston, Iowa State, Kansas State, Northwestern, Oklahoma State, Rice, SMU, Tulane, Utah, UTEP, Vanderbilt and Wake Forest.

**PERSONAL:** Born Ariel Ivan Muniz on May 12, 1992 ... Son of Ariel and Ana Muniz ... Brother Ivan is a walk-on linebacker for the Bulldogs.



**LaDarius Perkins • #27**  
**Senior • 3L**  
**RB • 5-10 • 195**  
**Greenville, Miss. (St. Joseph)**



**CAREER:** Member of the watch list for the 2013 Maxwell Award, given annually to the nation's top player ... Named 2013 preseason All-SEC by Athlon Sports, the Birmingham News and Phil Steele ... Jet-fast running back returning for a final season in the Maroon and White as one of the school's most prolific all-purpose backs ... Doak Walker Award Watch List member in 2012 who took over the starting tailback role and excelled in the position ... Has seen action in 38 career games ... Sixth all-time in Mississippi State history with 3,463 career all-purpose yards ... Has scored 20 career touchdowns, just four away from entering the career top 10 ... Rushed for 2,012 yards in his first three seasons, good for 12th all-time in career yardage, lacking only 145 yards for top 10 status ... Came to Mississippi State after a highly decorated football and track career in Mississippi.

**2012:** Named All-SEC Second-Team by the Associated Press and ESPN.com ... Enjoyed a breakout junior campaign as he took over the starting running back position ... Scored at least one rushing touchdown in each of the teams first seven games, one of only two players in the country to do so ... Eclipsed the 100-yard mark four times ... Finished the season seventh in the Southeastern Conference with a rushing average of 85.3 yards per game ... Rushed for 1,024 yards on 205 carries and scored eight touchdowns during the junior season ... Became just the ninth player in Bulldog history to rush for 1,000 yards in a single season ... Also hauled in 19 passes for 160 yards and a pair of touchdowns ... As one of the primary kickoff returners, averaged 20 yards per return on 16 runbacks ... Rushed nine times for 58 yards and a pair of scores in the season-opening win against Jackson State ... Carried 14 times for 83 yards and a touchdown against Auburn ... Rushed for a career-high 179 yards on 23 carries against Troy ... Eclipsed the 100-yard and 20-carry mark in three-straight games against Kentucky, Tennessee and Middle Tennessee ... Missed the LSU game due to injury ... Came back to catch three passes for two touchdowns in win over Arkansas ... Rushed 19 times for 91 yards in the final game of the season against Northwestern in the Gator Bowl ... CollegeFootballPerformance.com Honorable Mention All-Purpose Player of the Week after performances against Arkansas at home and on the road at Troy ... His 1,509 all-purpose yards in 2012 ranked fifth all-time in school history for a single season.

**2011:** Played in all 13 games, serving as a change-of-pace back out of the backfield and anchoring as the team's kickoff return specialist ... Carried the ball 87 times for 422 yards and two touchdowns, while catching 13 passes out of the backfield for 59 yards and two scores ... Also returned 16 kickoffs for 363 yards ... Ran for 78 yards on 11 carries in the SEC opener at Auburn, including a 40-yard touchdown sprint ... Tallied 47 yards rushing on a season-high 12 carries to go along with two catches for 23 yards in the win against Louisiana Tech at home ... The second catch was a 17-yard touchdown reception in the corner of the end zone to win the game in overtime ... Carried the ball eight times for 43 yards at UAB and nine times for 46 yards vs. South Carolina ... Totaled 45 yards on seven carries in the homecoming win against UT Martin ... Notched a career high with 125 kickoff-return yards vs. No. 3 Alabama at home, including a career-long 68-yard return to set up Mississippi State's only touchdown ... Ran seven times for 64 yards and a touchdown in the Egg Bowl victory against rival Ole Miss, while also catching three passes for 27 yards and a touchdown.

**2010:** Burst onto the scene during his redshirt freshman season, amassing 566 rushing yards on 101 carries and adding 247 receiving yards on nine catches ... Scored six touchdowns with three coming through the air and three on the ground ... Tallied a team-leading 1,110 all-purpose yards ... Rushed 18 times for 131 yards and a score against UAB, and added a receiving touchdown on the day ... Had an Egg Bowl to remember, totalling 319 all-pur-

GENERAL INFO

2013 BULLDOGS

COACHES

2012 SEASON  
RECAP

FOOTBALL  
HISTORY

TEAM RECORDS

INDIVIDUAL  
RECORDS

STADIUM  
RECORDS

BOWLS



# 2013 BULLDOGS

## GENERAL INFO

pose yards with 98 rushing and 140 receiving . . . It was the second-highest single-game all-purpose yardage total in school history . . . Named Southeastern Conference Freshman of the Week and Rivals.com National Freshman of the Week for his effort . . . Continued to impress in the Gator Bowl victory over Michigan, finishing the New Year's Day game with 155 all-purpose yards, 40 rushing yards and a team-high 79 receiving yards.

**2009:** Sat out his true freshman season as a redshirt.

**HIGH SCHOOL:** Selected to play in the Mississippi-Alabama High School All-Star game . . . Ranked as the No. 37 all-purpose back in the country by national recruiting web site Rivals.com . . . That site also had him listed as the No. 24 prospect in Mississippi following his senior season . . . Named Second-Team All-State in all classifications at running back by the Jackson Clarion-Ledger newspaper . . . Earned First-Team All-State honors in Class 1A by the Mississippi Association of Coaches . . . Rushed 139 times for 1,915 yards, an amazing 13.8-yard per carry average, and 29 touchdowns, during his senior season . . . Added another 400 yards receiving and five more scores for Head Coach Phillip Wasson at Greenville St. Joseph High School . . . Rated with the top 25 high school prospects in the state of Mississippi by the Jackson Clarion-Ledger following his senior season . . . He led St. Joseph to an 8-4 record and into the second round of the state playoffs during his junior season . . . Made 38 tackles and four pass interceptions while playing defense . . . Also a standout in track, he was the Class 1A defending state champion in both the 100 and 200 meters . . . In the 100 meters, he ran a 10.9, breaking a state record that had stood for 30 years . . . Other top scholarship offers: Auburn and BYU . . . Committed to Mississippi State in January 2009.

**PERSONAL:** Born LaDarius Robert Perkins on Sept. 18, 1990 . . . Son of Mr. Robert Perkins and Mrs. Vanessa Perkins.

### PERKINS' CAREER HIGHS

Carries – 25, at Kentucky (10-6-12)  
Rushing Yards – 179, at Troy (9-15-12)  
Rushing Touchdowns – 2, vs. Jackson State (9-1-12)  
Longest Rush – 64, vs. Middle Tennessee State (10-20-12)  
Receptions – 3, (6x) last vs. Arkansas (11-17-12)  
Receiving Yards – 140, at Ole Miss (11-26-10)  
Receiving Touchdowns – 2, (2x) last vs. Arkansas (11-17-12)  
Longest Reception – 81 vs. Michigan (1-1-11)  
Kick Returns – 5, at Alabama (10-27-12)  
Kickoff Return Yards - 125, vs. Alabama (11-12-11)  
Longest Kickoff Return - 68, vs. Alabama (11-12-11)  
All-Purpose Yards – 319, at Ole Miss (11-26-10)

### PERKINS' CAREER RUSHING STATS

YEAR	G/GS	NO.	YDS	AVG.	TD	LP/OPPONENT
2010	13/0	101	566	5.6	3	51/UAB
2011	13/0	87	422	4.9	2	40 / Auburn
2012	12/12	205	1,024	4.9	8	64 / MTSU
<b>TOTALS</b>	<b>38/12</b>	<b>393</b>	<b>2,012</b>	<b>5.1</b>	<b>13</b>	<b>64 / MTSU</b>

### PERKINS' CAREER RECEIVING STATS

YEAR	G/GS	NO.	YDS	AVG.	TD	LP/OPPONENT
2010	13/0	9	247	27.4	3	81 / Michigan
2011	13/0	13	59	4.5	2	18 / Ole Miss
2012	12/12	19	160	8.4	2	24 / Arkansas
<b>TOTALS</b>	<b>38/12</b>	<b>41</b>	<b>466</b>	<b>11.4</b>	<b>7</b>	<b>81 / MICHIGAN</b>

### PERKINS' CAREER KICKOFF RETURN STATS

YEAR	G/GS	NO.	YDS	AVG.	TD	LP/OPPONENT
2010	13/0	14	281	20.1	0	33 / UAB
2011	13/0	16	363	22.7	0	68 / Alabama
2012	12/12	16	325	20.3	0	33 / Alabama
<b>TOTALS</b>	<b>38/12</b>	<b>46</b>	<b>969</b>	<b>21.1</b>	<b>0</b>	<b>68 / ALABAMA</b>

## PERKINS' GAME-BY-GAME RUSHING STATS

DATE	OPPONENT	NO.	GAIN	LOSS	NET	AVG.	TD	LP
9/4/10	MEMPHIS	8	59	2	57	7.1	0	19
9/9/10	AUBURN	3	11	1	10	3.3	0	10
9/18/10	at LSU	10	30	6	24	2.4	0	14
9/25/10	GEORGIA	4	13	0	13	3.2	0	8
10/2/10	ALCORN STATE	10	56	8	48	4.8	1	30
10/9/10	at Houston	12	78	0	78	6.5	1	20
10/16/10	at Florida	1	5	0	5	5.0	0	5
10/23/10	UAB	18	140	9	131	7.3	1	51
10/30/10	KENTUCKY	3	12	1	11	3.7	0	12
11/13/10	at Alabama	8	44	0	44	5.5	0	20
11/20/10	ARKANSAS	2	7	0	7	3.5	0	4
11/27/10	at Ole Miss	13	101	3	98	7.5	0	34
1/1/11	vs. Michigan	9	40	0	40	4.4	0	20
9/1/11	at Memphis	3	7	2	5	1.7	0	6
9/10/11	at Auburn	11	84	6	78	7.1	1	40
9/15/11	LSU	4	15	8	7	1.8	0	15
9/24/11	LA. TECH	12	51	4	47	3.9	0	13
10/1/11	at Georgia	5	16	2	14	2.8	0	11
10/8/11	at UAB	8	46	3	43	5.4	0	13
10/15/11	SOUTH CAROLINA	9	48	2	46	5.1	0	16
10/29/11	at Kentucky	4	27	0	27	6.8	0	13
11/5/11	UT MARTIN	7	45	0	45	6.4	0	8
11/12/11	ALABAMA	5	11	1	10	2.0	0	3
11/19/11	at Arkansas	6	21	0	21	3.5	0	7
11/26/11	OLE MISS	7	64	0	64	9.1	1	36
12/30/11	vs. Wake Forest	6	17	2	15	2.5	0	5
9/1/12	* JACKSON STATE	9	58	0	58	6.4	2	11
9/8/12	* AUBURN	14	85	2	83	5.9	1	21
9/15/12	* at Troy	23	180	1	179	7.8	1	30
9/22/12	* SOUTH ALABAMA	11	72	3	69	6.3	1	44
10/6/12	* at Kentucky	25	113	3	110	4.4	1	31
10/13/12	* TENNESSEE	23	101	1	100	4.3	1	20
10/20/12	* MIDDLE TENN. ST.	20	129	4	125	6.2	1	64
10/27/12	* at Alabama	15	40	2	38	2.5	0	9
11/3/12	* TEXAS A&M	13	46	4	42	3.2	0	15
11/10/12	at LSU							DID NOT PLAY
11/17/12	* ARKANSAS	17	97	6	91	5.4	0	19
11/24/12	* at Ole Miss	16	49	4	45	2.8	0	11
1/1/13	* vs. Northwestern	19	91	7	84	4.4	0	20

## 2013 BULLDOGS

## COACHES

## 2012 SEASON RECAP

## FOOTBALL HISTORY

## TEAM RECORDS

## INDIVIDUAL RECORDS

## STADIUM RECORDS

## BOWLS



## PERKINS' GAME-BY-GAME RECEIVING STATS

DATE	OPPONENT	REC	YARDS	AVG	TD	LONG
9/4/10	MEMPHIS	0	0	0.0	0	0
9/9/10	AUBURN	0	0	0.0	0	0
9/18/10	at LSU	0	0	0.0	0	0
9/25/10	GEORGIA	0	0	0.0	0	0
10/2/10	ALCORN STATE	0	0	0.0	0	0
10/9/10	at Houston	1	11	11.0	0	11
10/16/10	at Florida	0	0	0.0	0	0
10/23/10	UAB	1	4	4.0	1	4
10/30/10	KENTUCKY	1	7	7.0	0	7
11/13/10	at Alabama	0	0	0.0	0	0
11/20/10	ARKANSAS	1	6	6.0	0	6
11/27/10	at Ole Miss	3	140	46.7	2	71
1/1/11	vs. Michigan	2	79	39.5	0	79
9/1/11	at Memphis	2	-2	-1.0	0	2
9/10/11	at Auburn	1	2	2.0	0	2
9/15/11	LSU	3	2	0.7	0	3
9/24/11	LA. TECH	2	23	11.5	1	17
10/1/11	at Georgia	1	6	6.0	0	6
10/8/11	at UAB	0	0	0.0	0	0
10/15/11	SOUTH CAROLINA	0	0	0.0	0	0
10/29/11	at Kentucky	0	0	0.0	0	0
11/5/11	UT MARTIN	0	0	0.0	0	0
11/12/11	ALABAMA	0	0	0.0	0	0
11/19/11	at Arkansas	0	0	0.0	0	0
11/26/11	OLE MISS	3	27	9.0	1	20
12/30/11	vs. Wake Forest	1	1	1.0	0	1
9/1/12	* JACKSON STATE	0	0	0.0	0	-
9/8/12	* AUBURN	3	17	5.7	0	8
9/15/12	* at Troy	1	-3	-3.0	0	-3
9/22/12	* SOUTH ALABAMA	1	-1	-1.0	0	-1
10/6/12	* at Kentucky	3	53	10.6	0	23
10/13/12	* TENNESSEE	2	25	12.5	0	14
10/20/12	* MIDDLE TENN. ST.	0	0	0.0	0	-
10/27/12	* at Alabama	2	10	5.0	0	6
11/3/12	* Texas A&M	1	3	3.0	0	3
11/10/12	at LSU	DID NOT PLAY				
11/17/12	* ARKANSAS	3	40	13.3	2	24
11/24/12	* at Ole Miss	3	16	5.3	0	6
1/1/13	* vs. Northwestern	0	0	0.0	0	-

## PERKINS' GAME-BY-GAME KICK RETURN STATS

DATE	OPPONENT	NO	YARDS	TD	LONG
9/4/10	MEMPHIS	1	26	0	26
9/9/10	AUBURN	0	0	0	-
9/18/10	at LSU	0	0	0	-
9/25/10	GEORGIA	0	0	0	-
10/2/10	ALCORN STATE	0	0	0	-
10/9/10	at Houston	0	0	0	-
10/16/10	at Florida	0	0	0	-
10/23/10	UAB	1	33	0	33
10/30/10	KENTUCKY	0	0	0	-
11/13/10	at Alabama	2	41	0	21
11/20/10	ARKANSAS	4	80	0	24
11/27/10	at Ole Miss	4	65	0	17
1/1/11	vs. Michigan	2	36	0	20
9/1/11	at Memphis	0	0	0	-
9/10/11	at Auburn	2	37	0	23
9/15/11	LSU	3	53	0	20
9/24/11	LA. TECH	0	0	0	-
10/1/11	at Georgia	1	29	0	29
10/8/11	at UAB	0	0	0	-
10/15/11	SOUTH CAROLINA	0	0	0	-
10/29/11	at Kentucky	1	28	0	28
11/5/11	UT MARTIN	0	0	0	-
11/12/11	ALABAMA	4	125	0	68
11/19/11	at Arkansas	3	67	0	25
11/26/11	OLE MISS	1	11	0	11
12/30/11	vs. Wake Forest	1	13	0	13
9/1/12	* JACKSON STATE	0	0	0	-
9/8/12	* AUBURN	0	0	0	-
9/15/12	* at Troy	4	85	0	26
9/22/12	* SOUTH ALABAMA	0	0	0	-
10/6/12	* at Kentucky	0	0	0	-
10/13/12	* TENNESSEE	4	80	0	23
10/20/12	* MIDDLE TENN. ST.	1	22	0	22
10/27/12	* at Alabama	5	108	0	33
11/3/12	* TEXAS A&M	1	14	0	14
11/10/12	at LSU	DID NOT PLAY			
11/17/12	* ARKANSAS	1	16	0	16
11/24/12	* at Ole Miss	0	0	0	-
1/1/13	* vs. Northwestern	0	0	0	-

GENERAL INFO

2013 BULLDOGS

COACHES

2012 SEASON  
RECAP

FOOTBALL  
HISTORY

TEAM RECORDS

INDIVIDUAL  
RECORDS

STADIUM  
RECORDS

BOWLS



# 2013 BULLDOGS

GENERAL INFO

2013 BULLDOGS

COACHES

2012 SEASON RECAP


FOOTBALL HISTORY

TEAM RECORDS

INDIVIDUAL RECORDS

STADIUM RECORDS

BOWLS



**Dak Prescott • #15**  
**Sophomore • 1L**  
**QB • 6-2 • 230**  
**Haughton, La. (Haughton)**



**CAREER:** Emerged as a dual-threat option at backup quarterback during his redshirt freshman campaign . . . The only freshman in the last decade to throw a touchdown pass against Alabama and LSU in the same season . . . One of five players nationally to accomplish the feat since Dan Mullen became MSU head coach in 2009, joining Tim Tebow, Tyler Wilson, Ryan Mallett and Jeremiah Masoli . . . Rushed for four touchdowns and threw four more while seeing action in 12 games . . . Highly recruited out of the Louisiana prep ranks.

**2012:** Accounted for eight touchdowns, four rushing and four passing, seeing action as a short-yardage and redzone quarterback . . . Completed 18-of-29 passes for 194 yards and no interceptions . . . Rushed 32 times for 110 yards with four touchdowns on the ground . . . Scored his first career touchdown in the season-opening win over Jackson State . . . Scored again on the ground against South Alabama . . . Tossed first career touchdown pass in victory over Tennessee in week six . . . Rushed for another score and completed four-of-five passes against Middle Tennessee . . . Continued scoring streak with touchdown passes against Alabama and LSU . . . Closed out the regular season with a touchdown toss in the Egg Bowl . . . Rushed twice for 20 yards in the Bulldogs final ball game of the season against Northwestern in the Gator Bowl.

**2011:** Sat out his freshman year as a redshirt.

**HIGH SCHOOL:** Highly recruited quarterback from the Louisiana prep ranks . . . Led the Haughton High Buccaneers to an undefeated regular season and a berth in the 4A state quarterfinals . . . Named First-Team All-State by the Louisiana Sports Writers Association . . . Completed 159-of-258 passes (62 percent) for 2,860 yards and 39 touchdowns during his senior season at Haughton . . . Rated as one of the top dual-threat quarterbacks in the nation . . . Rushed for 951 yards and 17 touchdowns on 90 attempts during his senior year (10.6 yards per carry) . . . During his junior season, completed 144 of 252 passes for 2,172 yards and 27 touchdowns . . . Rated a three-star prospect by both Rivals.com and Scout.com . . . Committed to Mississippi State in July of 2010 and enrolled in school during the spring of 2011 . . . Chose State over LSU, TCU and a host of others.

**PERSONAL:** Son of Nathaniel and Peggy Prescott . . . Full name is Dakota . . . Born on July 29, 1993 in Sulphur, La. . . Has two older brothers, Tad and Jace . . . Jace was an offensive lineman at Northwestern (La.) State.

## PRESCOTT'S CAREER HIGHS

Carries – 7, at Kentucky (10-6-12)  
 Rushing Yards – 32, at Kentucky (10-6-12)  
 Rushing Touchdowns – 1, (4x) last vs. Arkansas (11-17-12)  
 Longest Rush – 15, vs. Texas A&M (11-3-12)  
 Pass Attempts – 6, (2x) last at Ole Miss (11-24-12)  
 Pass Completions – 4, (2x) last at Alabama (10-27-12)  
 Passing Yards – 40, at Alabama (10-27-12)  
 Longest Completion – 29, vs. South Alabama (9-22-12)  
 Passing Touchdowns – 1, (4x) last at Ole Miss (11-24-12)

## PRESCOTT'S CAREER PASSING STATS

YEAR	G/GS	CMP	ATT	INT	PCT	YDS	TD	LP/Opponent
2012	12/0	18	29	0	.621	194	4	29 / USA
<b>TOTALS</b>	<b>12/0</b>	<b>18</b>	<b>29</b>	<b>0</b>	<b>.621</b>	<b>194</b>	<b>4</b>	<b>29 / USA</b>

## PRESCOTT'S CAREER RUSHING STATS

YEAR	G/GS	NO.	YDS	AVG.	TD	LP/Opponent
2012	12/0	32	118	3.7	4	15 / Texas A&M
<b>TOTALS</b>	<b>12/0</b>	<b>32</b>	<b>118</b>	<b>3.7</b>	<b>4</b>	<b>15 / TEXAS A&amp;M</b>

## PRESCOTT'S GAME-BY-GAME PASSING STATS

DATE	OPPONENT	CMP	ATT	INT	YDS	TD	LONG
9/1/12	JACKSON STATE	1	4	0	8	0	8
9/8/12	AUBURN	0	0	0	0	0	-
9/15/12	at Troy	DID NOT PLAY					
9/22/12	SOUTH ALABAMA	1	2	0	29	0	29
10/6/12	at Kentucky	0	0	0	0	0	-
10/13/12	TENNESSEE	2	2	0	17	1	13
10/20/12	MIDDLE TENN. ST.	4	5	0	28	0	9
10/27/12	at Alabama	4	6	0	40	1	20
11/3/12	TEXAS A&M	0	0	0	0	0	-
11/10/12	at LSU	1	1	0	9	1	9
11/17/12	ARKANSAS	2	2	0	28	0	15
11/24/12	at Ole Miss	3	6	0	35	1	16
1/1/13	vs. Northwestern	0	1	0	0	0	-

## PRESCOTT'S GAME-BY-GAME RUSHING STATS

DATE	OPPONENT	NO.	GAIN	LOSS	NET	AVG.	TD	LONG
9/1/12	JACKSON STATE	2	6	0	6	3.0	1	4
9/8/12	AUBURN	2	4	0	4	2.0	0	2
9/15/12	at Troy	DID NOT PLAY						
9/22/12	SOUTH ALABAMA	5	12	2	10	2.0	1	5
10/6/12	at Kentucky	7	32	0	32	4.6	0	8
10/13/12	TENNESSEE	2	6	4	2	1.0	0	6
10/20/12	MIDDLE TENN. ST.	2	11	0	11	5.5	1	6
10/27/12	at Alabama	0	0	0	0	0.0	0	-
11/3/12	TEXAS A&M	2	15	1	14	7.0	0	15
11/10/12	at LSU	1	3	0	3	3.0	0	3
11/17/12	ARKANSAS	6	22	5	17	2.8	1	11
11/24/12	at Ole Miss	1	0	1	-1	-1.0	0	-1
1/1/13	vs. Northwestern	2	20	0	20	10.0	0	12



**Will Redmond • #2**  
**Sophomore • SQ**  
**DB • 6-0 • 190**  
**Memphis, Tenn. (East)**



**CAREER:** Versatile athlete from the talented Memphis prep ranks . . . Expected to see his first action as a sophomore competing for a starting spot in the Bulldog secondary.

**2012:** Sat out his first season on campus.

**HIGH SCHOOL:** Rated a four-star recruit by Scout.com and Rivals.com . . . Rated the seventh-best prospect in the state of Tennessee by 247Sports . . . The 21st ranked safety prospect by Rivals.com . . . Played on both sides of the ball for East High School . . . Totaled 1,355 yards passing, rushing and receiving his senior season, along with 18 total scores . . . On the defensive side, he totaled 51 tackles and four interceptions . . . Returned nine kickoffs his senior season for 318 yards and two touchdowns . . . Chose Mississippi State over Notre Dame, Ohio State, Tennessee and other programs.

**PERSONAL:** Born on Dec. 28, 1993 . . . Son of Vanessa Brown.



**Damien Robinson • #78**  
**Junior • 2L**  
**OL • 6-8 • 335**  
**Olive Branch, Miss. (Olive Branch)**



**CAREER:** Talented offensive tackle has played in 25 career games serving as a starter on field goal and extra point units ... Expected to compete for a spot in the rotation on the offensive line in 2013.

**2012:** Saw playing time in all 12 regular season games, starting at tackle on field goal and extra point teams ... Played both guard and tackle in preseason practices, settling in as the primary backup at both tackle positions ... Played in seven games on the offensive line, seeing time primarily at right tackle ... Had his best game of the season vs. Texas A&M, grading out a champion at 89 percent.

**2011:** Played in all 13 games, seeing playing time on the extra point and field goal units, as well as a reserve role on the offensive line ... Served as the primary backup to the right guard position all season.

**2010:** Sat out his freshman year as a redshirt.

**HIGH SCHOOL:** Selected to play in the U.S. Army All-American Game in San Antonio ... Ranked No. 3 on the Jackson Clarion-Ledger 40 Most Wanted prospects ... Selected to represent Mississippi at the Mississippi-Alabama All-Star Game ... Named First-Team All-State for all classifications by the Jackson Clarion-Ledger ... Also named First-Team All-State in 6A by the Mississippi Association of Coaches ... Rated a four-star prospect by Rivals.com and listed as that recruiting service's No. 3 recruit in the state of Mississippi ... Member of the Rivals 250 ... Also rated by Rivals as the 21st offensive line prospect in the country ... Rated No. 9 offensive lineman in the nation and assigned four-stars by Scout.com and was that organization's No. 2 prospect in the state of Mississippi ... Rated No. 2 prospect in the state by SuperPrep Magazine ... Helped lead head coach Scott Samsel's Conquistadors to the third round of the playoffs ... Chose Mississippi State over Ole Miss, Alabama, Arkansas, Auburn, Florida State, LSU, North Carolina, Oklahoma, Tennessee and UAB.

**PERSONAL:** Born May 22, 1991 ... Son of Alice Robinson.



**Josh Robinson • #34**  
**Sophomore • 1L**  
**RB • 5-9 • 225**  
**Franklinton, La. (Franklinton)**



**CAREER:** Stocky tailback saw playing time in 12 games during his redshirt freshman campaign, serving as a primary backup at the running back spot ... Earned his way into the rotation for the 2013 season.

**2012:** Team's second-leading rusher during his redshirt freshman season, carrying 55 times for 335 yards and a touchdown averaging 6.1 yards per carry ... Carried at least five times in each of the first four games of the season ... Rushed for 41 yards on six carries in the win over Tennessee ... Also scored his first career touchdown in the win over the Vols ... Rushed five times for 35 yards in the season-opener against Jackson State ... Carried six times for 30 yards against Auburn ... Missed the season-ending game in Oxford with an injury ... Came back for the season finale against Northwestern in the Gator Bowl, leading the team with a career-high 91 yards on the ground on seven carries including a season-long 59-yard rush.

**2011:** Sat out his first season as a redshirt freshman.

**HIGH SCHOOL:** Big-play threat out of the Louisiana prep ranks ... Helped lead Coach Shane Smith's Franklinton Team to the Louisiana Class 4A championship ... Picked by Louisiana Sports Writers Association to the First-Team All-State 4A squad ... Named Honorable Mention on the Baton Rouge Advocate's state-wide 2011 Super Dozen ... Ran for 1,105 yards during his senior season and scored 20 touchdowns ... Also caught 22 passes for 558 yards and seven scores ... As a junior, the Demons went 14-1 and fell one game short of the state championship, losing to Neville High School in the finals ... Rushed for 1,315 yards and

scored 22 touchdowns as a junior ... Added 11 catches for 205 yards for five more touchdowns ... Also participated in varsity track ... Committed to Mississippi State in July 2010, with offers from Ole Miss, Southern Miss and others.

## ROBINSON'S CAREER HIGHS

Carries – 7, vs. Northwestern (1-1-13)  
 Rushing Yards – 91, vs. Northwestern (1-1-13)  
 Longest Rush – 59, vs. Northwestern (1-1-13)  
 Rushing Touchdowns - 1, vs. Tennessee (10-13-12)  
 Receptions - 1, (3x) last vs. Northwestern (1-1-13)  
 Longest Reception - 9, vs. Texas A&M (11-3-12)

## ROBINSON'S CAREER RUSHING STATS

YEAR	G/GS	NO.	YDS	AVG.	TD	LP/OPPONENT
2012	12/0	55	335	6.1	1	59 / Northwestern
<b>TOTALS</b>	<b>12/0</b>	<b>55</b>	<b>335</b>	<b>6.1</b>	<b>1</b>	<b>59 / NORTHWESTERN</b>

## ROBINSON'S CAREER RECEIVING STATS

YEAR	G/GS	NO.	YDS	AVG.	TD	LP/OPPONENT
2012	12/0	3	8	2.7	0	9 / Texas A&M
<b>TOTALS</b>	<b>12/0</b>	<b>3</b>	<b>8</b>	<b>2.7</b>	<b>0</b>	<b>9 / TEXAS A&amp;M</b>

## ROBINSON'S GAME-BY-GAME RUSHING STATS

DATE	OPPONENT	NO.	GAIN	LOSS	NET	AVG.	TD	LONG
9/1/12	JACKSON STATE	5	35	0	35	7.0	0	9
9/8/12	AUBURN	6	32	2	30	5.0	0	15
9/15/12	at Troy	5	16	2	14	2.8	0	6
9/22/12	SOUTH ALABAMA	6	36	5	31	5.2	0	13
10/6/12	at Kentucky	3	12	0	12	4.0	0	5
10/13/12	TENNESSEE	6	41	0	41	6.8	1	11
10/20/12	MIDDLE TENN. ST.	3	3	0	3	1.0	0	2
10/27/12	at Alabama	1	15	0	15	15.0	0	15
11/3/12	TEXAS A&M	4	20	0	20	5.0	0	9
11/10/12	at LSU	5	17	0	17	3.4	0	7
11/17/12	ARKANSAS	4	26	0	26	6.5	0	22
11/24/12	at Ole Miss				DID NOT PLAY			
1/1/13	vs. Northwestern	7	91	0	91	13.0	0	59

GENERAL INFO

2013 BULLDOGS

COACHES

2012 SEASON  
RECAP

FOOTBALL  
HISTORY

TEAM RECORDS

INDIVIDUAL  
RECORDS

STADIUM  
RECORDS

BOWLS



# 2013 BULLDOGS

GENERAL INFO

2013 BULLDOGS

COACHES

2012 SEASON RECAP

FOOTBALL HISTORY

TEAM RECORDS

INDIVIDUAL RECORDS

STADIUM RECORDS

BOWLS



**Tyler Russell • #17**  
**Senior • 3L**  
**QB • 6-4 • 220**  
**Meridian, Miss. (Meridian)**



**CAREER:** Highly-touted prospect has become one of the most decorated passers in school history after only 17 career starts . . . Currently stands as the school's all-time leader in passing efficiency (136.38) and is only one passing touchdown away from the school record for passing touchdowns . . . Ranks seventh all-time in career total offense (4,691), sixth in passing yardage (4,566), eighth in passing attempts (590), seventh in completions (339), third in completion percentage (.575), second in interception percentage (.034), fourth in yards-per-attempt (7.74), second in touchdown passes (37) and second in 200-yard passing games (9) . . . Owner of 11 single-season school records.

**2012:** Started all 13 games in his junior campaign, throwing for 2,897 yards with 231 completions on 394 attempts with 24 touchdowns (all school records) and 10 interceptions . . . Established 11 new single-season passing records: attempts, completions, completion percentage (min. 200 attempts), yards, touchdowns, attempts without an interception, 200-yard passing games, attempt/interception ratio, total offense, touchdowns responsible for and passing efficiency (min. 200 attempts) . . . Named Southeastern Conference offensive player of the week following wins over Auburn and Arkansas . . . First Mississippi State quarterback to win the award in more than 20 years (Sleepy Robinson, 1991) . . . Threw for eight touchdowns and no interceptions the first three weeks of the season . . . Eclipsed the 200-yard passing mark in eight different games, a new school record . . . Completed a career-high 26 passes for a career-best 295 yards against the then No. 2 pass defense in the country at LSU, recording the highest completion percentage against the Tigers since 2003.

**2011:** Earned four starts at quarterback and saw action in nine games total . . . Ranked fourth all-time in school history for a single season with a 135.08 passing efficiency rating . . . His eight scores through the air helped the Bulldogs break the school record for most passing touchdowns in a single season (19) . . . Also assisted in the Maroon and White passing attack ranking inside the top 10 in several top-10 single season categories, including passing yardage, passing completions, completion percentage, total plays, total offense and total first downs . . . Threw for 138 yards and a touchdown in mop-up duty in the season-opening win at Memphis where he and his teammates broke the school record for total offense in a game (645) . . . Ignited the Bulldog offense by starting the second half of the UAB road game, completing 11-of-13 passes for 166 yards and touchdowns on three-straight possessions in 30 minutes as MSU rallied to beat the Blazers, 21-3 . . . Started the three games after that, and threw a touchdown in five-straight games beginning with the UAB win . . . Finished with 165 yards and a score vs. South Carolina . . . Completed 9-of-12 passes for 165 yards and a touchdown in the SEC road win at Kentucky . . . Totaled 183 passing yards and a touchdown on 9-of-18 passing in the homecoming win vs. UT Martin . . . Threw for 110 yards and a touchdown on 13-of-25 passes against No. 3 Alabama.

**2010:** Played in nine games during his redshirt freshman campaign . . . Completed 39-of-67 passes for 635 yards with five touchdowns and six interceptions . . . Got off to a fast start as he completed 13-of-16 passes for 256 yards and a school-record tying four touchdowns in his first career game . . . Earned SEC Freshman of the Week honors for his work the first week . . . Completed 8-of-14 passes for 127 against Alcorn State . . . Threw for his fifth touchdown of the season late in the Alabama game . . . Rushed for 40 yards including a 26-yard scamper against Houston.

**2009:** Redshirted his true freshman season on campus.

**HIGH SCHOOL:** Named to the Parade Magazine All-America team following his senior season . . . Ranked as the No. 12 pro-style quarterback in the country by national recruiting website Rivals.com . . . Rivals also had him rated as the No. 8 prospect in the state of Mississippi, the top-rated quarterback . . . Rated the No. 13 quarterback prospect in the country by national recruiting website Scout.com . . . Listed No. 15 on Super Prep Magazine's ranking of the top quarterbacks in the country in its postseason All-America issue . . . Named Mr. Football for the state of Mississippi by the Jackson Clarion-Ledger following a banner season . . . Also selected the Gatorade Player of the Year for the state of Mississippi . . . Ranked No. 1 on the Clarion-Ledger's list of the 10 Most Wanted high school prospects in the state of Mississippi . . . Named First-Team All-State at quarterback in all classifications by that newspaper

. . . Led Meridian High School to the Class 5A state championship as a senior . . . Completed 206-of-314 passes (.656) for 3,284 yards, 40 touchdowns and just five interceptions . . . Led his high school team to the Class 5A state championship to culminate his senior season . . . Chosen to play in the Mississippi-Alabama High School All-Star game following his senior season . . . Selected to the Clarion-Ledger Dandy Dozen prior to his senior campaign, one of the top 12 players in the state of Mississippi . . . Named Second-Team All-State by the Jackson Clarion-Ledger following his junior season . . . Completed 146-of-274 passes (.533) for 2,481 yards, 26 touchdowns and just eight interceptions during an injury-plagued junior season for the Wildcats . . . Also rushed for 514 yards and five TDs as a junior . . . Helped that team to the state semifinals as a junior . . . Led Head Coach Larry Weems' Meridian High School team to the Class 5A state championship during his sophomore season and to the state title game during an 11-3 junior campaign . . . Outstanding student on the high school level with a 3.3 grade point average . . . Other top scholarship offers: Alabama and South Carolina . . . Committed to MSU in April 2008.

**PERSONAL:** Born Tyler Ryan Russell on Dec. 6, 1990 . . . Son of Mr. and Mrs. Craig Russell.

## RUSSELL'S CAREER HIGHS

Carries – 10, vs. Alabama (11-12-11)  
 Rushing Yards – 40, at Houston (10-9-10)  
 Longest Rush – 26, at Houston (10-9-10)  
 Pass Completions – 26, at LSU (11-10-12)  
 Longest Completion – 80, at Memphis (9-1-11)  
 Pass Attempts – 39, at Kentucky (10-6-12)  
 Passing Yards – 295, at LSU (11-10-12)  
 Passing Touchdowns – 4, (2x) last vs. Arkansas (11-17-12)  
 Interceptions – 4, vs. Northwestern (1-1-13)

## RUSSELL'S CAREER PASSING STATS

YEAR	G/GS	CMP	ATT	INT	PCT	YDS	TD	LP/Opponent
2010	9/0	39	67	6	.582	635	5	57/Memphis
2011	9/4	69	129	4	.535	1,034	8	80 / Memphis
2012	13/13	231	394	10	.586	2,897	24	72 / Troy
<b>TOTALS</b>	<b>31/17</b>	<b>339</b>	<b>590</b>	<b>20</b>	<b>.575</b>	<b>4,566</b>	<b>37</b>	<b>80 / Memphis</b>

## RUSSELL'S CAREER RUSHING STATS

YEAR	G/GS	NO.	YDS	AVG.	TD	LP/OPPONENT
2010	9/0	14	62	4.4	0	26 / Houston
2011	9/4	33	45	1.5	1	26 / Memphis
2012	13/13	43	-5	-8.6	2	20 / Troy
<b>TOTALS</b>	<b>31/17</b>	<b>90</b>	<b>102</b>	<b>1.2</b>	<b>3</b>	<b>26 / 2X</b>

## RUSSELL'S GAME-BY-GAME PASSING STATS

DATE	OPPONENT	CMP	ATT	INT	YDS	TD	LP
9/4/10	MEMPHIS	13	16	0	256	4	57
9/9/10	AUBURN	4	9	1	19	0	10
9/18/10	at LSU	5	10	3	81	0	25
9/25/10	GEORGIA	DID NOT PLAY					
10/2/10	ALCORN STATE	8	14	1	127	0	38
10/9/10	at Houston	5	9	0	72	0	33
10/16/10	at Florida	0	0	0	0	0	0
10/23/10	UAB	DID NOT PLAY					
10/30/10	KENTUCKY	0	2	0	0	0	0
11/13/10	at Alabama	4	7	1	80	1	33
11/20/10	ARKANSAS	DID NOT PLAY					
11/27/10	at Ole Miss	DID NOT PLAY					
1/1/11	vs. Michigan	0	0	0	0	0	0
9/1/11	at Memphis	5	9	0	138	1	80
9/10/11	at Auburn	DID NOT PLAY					
9/15/11	LSU	4	8	1	45	0	23
9/24/11	LA. TECH	DID NOT PLAY					
10/1/11	at Georgia	DID NOT PLAY					
10/8/11	at UAB	11	13	0	166	3	57
10/15/11	* SOUTH CAROLINA	11	29	2	165	1	32
10/29/11	* at Kentucky	9	12	0	172	1	50
11/5/11	* UT MARTIN	9	18	1	183	1	78
11/12/11	ALABAMA	13	25	0	110	1	16
11/19/11	* at Arkansas	7	15	0	55	0	14
11/26/11	OLE MISS	0	0	0	0	0	0
12/30/11	vs. Wake Forest	DID NOT PLAY					
9/1/12	* JACKSON STATE	15	24	0	185	2	19
9/8/12	* AUBURN	20	29	0	222	3	30
9/15/12	* at Troy	11	26	0	244	3	72
9/22/12	* SOUTH ALABAMA	13	27	1	171	0	46
10/6/12	* at Kentucky	23	39	0	269	2	27
10/13/12	* TENNESSEE	23	37	0	291	2	29
10/20/12	* MIDDLE TENN. ST.	17	21	0	191	3	38
10/27/12	* at Alabama	15	30	1	169	0	31
11/3/12	* TEXAS A&M	19	30	1	212	1	42
11/10/12	* at LSU	26	38	1	295	1	40
11/17/12	* ARKANSAS	19	32	0	274	4	27
11/24/12	* at Ole Miss	18	33	2	268	1	68
1/1/13	* vs. Northwestern	12	28	4	106	2	18



**Justin Senior • #58**  
**Redshirt Freshman • RS**  
**OL • 6-5 • 300**  
**Montreal, Quebec (Hargrave Military)**



**CAREER:** Still awaiting his first opportunity to play for Mississippi State ... Member of the 2012 Fall SEC Academic Honor Roll.

**2012:** Redshirted during his first season on campus ... Talented guard worked with second team throughout fall drills.

**PREP SCHOOL:** Versatile offensive lineman projected to help provide depth at multiple positions along the offensive front ... Enrolled in January of 2012 after a post-graduate year at Hargrave Military Academy in Chatham, Va. ... Played for Head Coach Troy Davis' Tigers.

**PERSONAL:** Son of Yvette Reece and Ricardo Senior ... Born July 8, 1994.



**Charles Siddoway • #77**  
**Senior • 1L**  
**OL • 6-7 • 305**  
**Eugene, Ore. (Butte College)**



**CAREER:** Veteran juco-transfer right tackle coming into his second and final season as a two-year starter on the offensive ... Started all 13 games at right tackle for the 2012 team ... Talented tackle helped protect quarterback all season long, with the team finishing second in the SEC in fewest sacks allowed ... Member of the 2012 Fall SEC Academic Honor Roll.

**2012:** Earned a starting spot at right tackle during fall camp and held onto it all season ... Graded out a champion in eight games, including on the road at Alabama ... Registered 58 knockdown blocks on the season ... Helped pave the way for a record-setting Bulldog offense ... Vital part of an offensive front that allowed only 19 sacks all season ...

**JUNIOR COLLEGE:** Named First-Team All-American following his sophomore season by the NJCAA ... Also earned first-team all-conference and all-region honors for his standout performance at Butte College ... Played offensive tackle for Head Coach Jeff Jordan's Road-runners.

**2009:** Redshirted during his freshman campaign at California.


**HIGH SCHOOL:** An All-Region choice of both PrepStar and SuperPrep ... Listed as a three-star prospect by Rivals, Scout and Tom Lemming ... Rated as the No. 6 player overall in the Northwest by the Tacoma News-Tribune ... Rivals dubbed him the top prospect in Oregon and No. 43 at his position nationally, while SuperPrep named him the No. 5 recruit in the state and the No. 22 offensive lineman in the country ... Scout placed him at No. 30 in the nation among offensive tackles ... Named First-Team All-Sky-Em League as a senior ... Earned Second-Team All-SEL honors on defense as a junior as well as honorable mention recognition offensively on a league and state championship team that finished with a 13-1 overall record ... Named honorable mention all-conference on defense in his sophomore campaign.

**PERSONAL:** Born Charles Edward Siddoway on April 3, 1991 ... Son of Terri Siddoway.



# 2013 BULLDOGS

GENERAL INFO



**Deontae Skinner • #11**  
**Senior • 3L**  
**LB • 6-2 • 250**  
**Macon, Miss. (Noxubee County)**



2013 BULLDOGS

**CAREER:** Talented senior linebacker who burst onto the starting lineup in the third game of the 2011 season and has started every game since . . . Has played in 36 career games, earning 24 starts . . . Came to Mississippi State after playing prep football at nearby Noxubee County.

**2012:** Started all 13 games during his junior campaign . . . Team's fifth-leading tackler with 62 total stops and five tackles for loss . . . Also filled the stat sheet with three pass breakups and a pair of quarterback hurries . . . Posted eight total tackles with seven solos in the win over Troy . . . Also recorded eight tackles against Texas A&M . . . Recorded one and a half tackles for loss in the win over Auburn . . . Racked up a career-high-tying two tackles for loss in the victory over Arkansas.

**2011:** Played in all 12 regular season games and the Music City Bowl, earning starts in the last 11 contests . . . Racked up 69 tackles, ranking fifth on the team . . . Tallied 9.0 tackles for loss and two forced fumbles as well . . . Totaled his 2010 season total with seven tackles in the season-opening win at Memphis, including 1.0 tackles for loss . . . Credited for four tackles in his first career start vs. No. 3 LSU at home . . . Recorded seven tackles in the win over Louisiana Tech . . . Notched a career-high 10 tackles at Georgia, including one for loss . . . Had six tackles and 1.0 tackles for loss in the road win at UAB . . . Tallied four tackles and 0.5 tackles for loss vs. South Carolina . . . Registered seven tackles and a tackle for loss vs. No. 3 Alabama at home . . . Recorded his first career forced fumble to go along with six tackles and 1.5 tackles for loss at No. 6 Arkansas . . . Closed the regular season with nine tackles, another forced fumble and a tackle for loss in the Egg Bowl triumph vs. rival Ole Miss . . . Recorded a career-high 2.0 tackles for loss in a Music City Bowl win vs. Wake Forest.

**2010:** Played in 10 games and totaled seven tackles on the season . . . Saw time as a reserve linebacker and on kick-coverage units . . . Credited with a pair of stops against Houston and in the Egg Bowl . . . Posted one solo stop against Michigan in the New Year's Day Gator Bowl victory.

**2009:** Sat out the season as a true freshman redshirt.

**HIGH SCHOOL:** Ranked as the No. 28 strong linebacker prospect in the country by national recruiting website Scout.com . . . Listed as the No. 39 weakside linebacker in the country by national recruiting website Rivals.com . . . That site also rates him the No. 19 player, regardless of position, in the state of Mississippi, the top-ranked linebacker on the chart . . . Credited with a 305-pound bench press and running a 4.7 in the 40-yard dash by Rivals . . . Named First-Team All-State on the defensive line by the Jackson Clarion-Ledger newspaper in all classifications following his senior campaign . . . Rated with the top 25 high school prospects in the state of Mississippi by the Jackson Clarion-Ledger following his senior season . . . Played defensive end as a senior for Head Coach M.C. Miller at Noxubee County in Macon, Miss. . . . Led his prep team to the Class 4A championship as a senior . . . Made 134 total tackles, including 28.0 tackles for loss, 11.0 of which were quarterback sacks . . . Also credited with two forced fumbles . . . Chosen to play in the Mississippi-Alabama High School All-Star game following his senior season . . . Helped lead Noxubee County to the state title game as a junior . . . Made 122 total tackles, including five quarterback sacks, during his junior season at Noxubee County High School in Macon, Miss. . . . Other top scholarship offer: Ole Miss . . . Committed to MSU in July 2008.

**PERSONAL:** Born Deontae Skinner on Dec. 18, 1990 . . . Grandson of Georgia Mae Skinner.

## SKINNER'S CAREER HIGHS

Total Tackles – 10, at Georgia (10-1-11)

Assisted Tackles – 8, at Georgia (10-1-11)

Solo Tackles – 7, at Troy (9-15-12)

Tackles For Loss – 2.0, (2x) last vs. Arkansas (11-17-12)

Forced Fumbles - 1, (3x) last at Troy (9-15-12)

Pass Breakups - 2, vs. South Alabama (9-22-12)

## SKINNER'S CAREER STATS


YEAR	G/GS	TT	UT	AT	TFL-YDS	SCK-YDS	FF/FR	PBU	INT-YD
2010	10/0	7	5	2	0.0-0	0.0-0	0/0	0	0-0
2011	13/11	69	28	41	9.0-30	0.0-0	2/0	0	0-0
2012	13/13	62	22	40	5.0-20	0.0-0	1/0	3	0-0
<b>TOTALS</b>	<b>36/24</b>	<b>138</b>	<b>55</b>	<b>83</b>	<b>14.0-50</b>	<b>0.0-0</b>	<b>3/0</b>	<b>3</b>	<b>0-0</b>

## SKINNER'S GAME-BY-GAME DEFENSIVE STATS

DATE	OPPONENT	TT	UT	AT	TFL-YDS	SCK-YDS	FF/FR	PBU	INT
9/4/10	MEMPHIS	1	1	0	0.0-0	0.0-0	0/0	0	0-0
10/2/10	ALCORN STATE	0	0	0	0.0-0	0.0-0	0/0	0	0-0
10/9/10	at Houston	2	1	1	0.0-0	0.0-0	0/0	0	0-0
10/16/10	at Florida	0	0	0	0.0-0	0.0-0	0/0	0	0-0
10/23/10	UAB	0	0	0	0.0-0	0.0-0	0/0	0	0-0
10/30/10	KENTUCKY	0	0	0	0.0-0	0.0-0	0/0	0	0-0
11/13/10	at Alabama	0	0	0	0.0-0	0.0-0	0/0	0	0-0
11/20/10	ARKANSAS	1	0	1	0.0-0	0.0-0	0/0	0	0-0
11/27/10	at Ole Miss	2	2	0	0.0-0	0.0-0	0/0	0	0-0
1/1/11	vs. Michigan	1	1	0	0.0-0	0.0-0	0/0	0	0-0
9/1/11	at Memphis	7	4	3	1.0-1	0.0-0	0/0	0	0-0
9/10/11	at Auburn	0	0	0	0.0-0	0.0-0	0/0	0	0-0
9/15/11	* LSU	4	1	3	0.0-0	0.0-0	0/0	0	0-0
9/24/11	* LA. TECH	7	4	3	0.0-0	0.0-0	0/0	0	0-0
10/1/11	* at Georgia	10	2	8	1.0-3	0.0-0	0/0	0	0-0
10/8/11	* at UAB	6	5	1	1.0-1	0.0-0	0/0	0	0-0
10/15/11	* SOUTH CAROLINA	4	1	3	0.5-1	0.0-0	0/0	0	0-0
10/29/11	* at Kentucky	4	1	3	0.0-0	0.0-0	0/0	0	0-0
11/5/11	* UT MARTIN	3	0	3	0.0-0	0.0-0	0/0	0	0-0
11/12/11	* ALABAMA	7	0	7	1.0-1	0.0-0	0/0	0	0-0
11/19/11	* at Arkansas	6	4	2	1.5-14	0.0-0	1/0	0	0-0
11/26/11	* OLE MISS	9	4	5	1.0-4	0.0-0	1/0	0	0-0
12/30/11	* vs. Wake Forest	2	2	0	2.0-5	0.0-0	0/0	0	0-0
9/1/12	* JACKSON STATE	2	1	1	0.0-0	0.0-0	0/0	0	0-0
9/8/12	* AUBURN	5	2	3	1.5-7	0.0-0	0/0	0	0-0
9/15/12	* at Troy	8	7	1	0.0-0	0.0-0	1/0	0	0-0
9/22/12	* SOUTH ALABAMA	7	2	5	0.0-0	0.0-0	0/0	2	0-0
10/6/12	* at Kentucky	3	2	1	0.0-0	0.0-0	0/0	1	0-0
10/13/12	* TENNESSEE	7	1	6	0.0-0	0.0-0	0/0	0	0-0
10/20/12	* MIDDLE TENN. ST.	5	0	5	0.5-1	0.0-0	0/0	0	0-0
10/27/12	* at Alabama	2	0	2	0.0-0	0.0-0	0/0	0	0-0
11/3/12	* TEXAS A&M	8	1	7	0.5-2	0.0-0	0/0	0	0-0
11/10/12	* at LSU	4	0	4	0.5-1	0.0-0	0/0	0	0-0
11/17/12	* ARKANSAS	4	1	3	2.0-9	0.0-0	0/0	0	0-0
11/24/12	* at Ole Miss	6	4	2	0.0-0	0.0-0	0/0	0	0-0
1/1/13	* vs. Northwestern	1	1	0	0.0-0	0.0-0	0/0	0	0-0

STADIUM RECORDS

BOWLS



**Preston Smith • #91**  
**Junior • 2L**  
**DE • 6-6 • 255**  
**Stone Mountain, Ga. (Stephenson)**



**CAREER:** Talented junior defensive lineman who'd earned a starting spot on the defensive line after leading the team in sacks during his sophomore season with 4.5.

**2012:** Played in all 13 games during his sophomore season ... Led the team with 4.5 sacks in 2012 ... Also recorded 35 total tackles, 5.5 tackles for loss, a forced fumble, fumble recovery and a pair of quarterback hurries ... Recorded three sacks in Southeastern Conference games, tallying one each in wins over Auburn, Kentucky and Arkansas ... Credited with 1.5 tackles for loss for 12 yards in the victory over the Razorbacks.

**2011:** Saw playing time in the last eight games of the season after making his collegiate debut in his home state at Georgia ... Totaled seven tackles, one forced fumble and a pass breakup ... Notched a season-best three tackles at UAB ... Recorded two tackles and forced a fumble in his first Egg Bowl win against Ole Miss.

**HIGH SCHOOL:** Rated a three-star prospect by Rivals.com ... Played for Coach Ron Gartrell and led the Jaguars to a 9-2 record in 2010 ... Credited with 68 total tackles, including 9.0 sacks ... As a junior he played on a 11-1 Jaguars squad that won the Region 2 crown with a 7-0 record ... That team had 29 of 32 senior players sign a college scholarship ... Committed to Mississippi State in September 2010 with offers from Ole Miss among others.

#### SMITH'S CAREER HIGHS

Total Tackles – 6, (2x) last at Ole Miss (11-24-12)  
 Assisted Tackles – 4, vs. Texas A&M (11-3-12)  
 Solo Tackles – 5, at Alabama (10-27-12)  
 Tackles For Loss – 1.5, vs. Arkansas (11-17-12)  
 Sacks – 1.0, (4x) last vs. Arkansas (11-17-12)  
 Forced Fumble – 1, (2x) last vs. Auburn (9-8-12)  
 Pass Breakup – 1, at Kentucky (10-29-11)  
 Fumble Recovery – 1, vs. Arkansas (11-17-12)

#### SMITH'S CAREER STATS

YEAR	G/GS	TT	UT	AT	TFL-YDS	SCK-YDS	FF/FR	PBU	INT-YD
2011	9/0	7	4	3	0.0-0	0.0-0	1/0	1	0-0
2012	13/0	35	18	17	5.5-30	4.5-25	1/1	0	0-0
<b>TOTALS</b>	<b>22/0</b>	<b>42</b>	<b>22</b>	<b>20</b>	<b>5.5-30</b>	<b>4.5-25</b>	<b>2/1</b>	<b>1</b>	<b>0-0</b>

#### SMITH'S GAME-BY-GAME DEFENSIVE STATS

DATE	OPPONENT	TT	UT	AT	TFL-YDS	SCK-YDS	FF/FR	PB	INT-Y
9/1/11	at Memphis				DID NOT PLAY				
9/10/11	at Auburn				DID NOT PLAY				
9/15/11	LSU				DID NOT PLAY				
9/24/11	LA. TECH				DID NOT PLAY				
10/1/11	at Georgia	1	1	0	0.0-0	0.0-0	0/0	0	0-0
10/8/11	at UAB	3	2	1	0.0-0	0.0-0	0/0	0	0-0
10/15/11	SOUTH CAROLINA	0	0	0	0.0-0	0.0-0	0/0	0	0-0
10/29/11	at Kentucky	0	0	0	0.0-0	0.0-0	0/0	1	0-0
11/5/11	UT MARTIN	0	0	0	0.0-0	0.0-0	0/0	0	0-0
11/12/11	ALABAMA	0	0	0	0.0-0	0.0-0	0/0	0	0-0
11/19/11	at Arkansas	1	0	1	0.0-0	0.0-0	0/0	0	0-0
11/26/11	OLE MISS	2	1	1	0.0-0	0.0-0	1/0	0	0-0
12/30/11	vs. Wake Forest	0	0	0	0.0-0	0.0-0	0/0	0	0-0
9/1/12	JACKSON STATE	1	0	1	0.0-0	0.0-0	0/0	0	0-0
9/8/12	AUBURN	2	2	0	1.0-6	1.0-6	1/0	0	0-0
9/15/12	at Troy	1	1	0	0.0-0	0.0-0	0/0	0	0-0
9/22/12	SOUTH ALABAMA	2	1	1	1.0-5	1.0-5	0/0	0	0-0
10/6/12	at Kentucky	3	2	1	1.0-2	1.0-2	0/0	0	0-0
10/13/12	TENNESSEE	1	0	1	0.0-0	0.0-0	0/0	0	0-0
10/20/12	MIDDLE TENN. ST.	2	0	2	0.5-4	0.5-4	0/0	0	0-0
10/27/12	at Alabama	6	5	1	0.0-0	0.0-0	0/0	0	0-0
11/3/12	TEXAS A&M	4	0	4	0.5-1	0.0-0	0/0	0	0-0
11/10/12	at LSU	0	0	0	0.0-0	0.0-0	0/0	0	0-0
11/17/12	ARKANSAS	4	2	2	1.5-12	1.0-8	0/1	0	0-0
11/24/12	at Ole Miss	6	4	2	0.0-0	0.0-0	0/0	0	0-0
1/1/13	vs. Northwestern	3	2	1	0.0-0	0.0-0	0/0	0	0-0



**Baker Swedenburg • #41**  
**Senior • 2L**  
**P • 6-0 • 205**  
**Columbus, Miss. (Heritage Academy)**



**CAREER:** Named 2013 preseason All-SEC by Phil Steele ... Comes into senior season as one of the most consistent punters in school history ... Saw action as the starting punter for the Bulldogs in all 26 games of the last two seasons ... Enrolled at Mississippi State full-time in January 2009 and participated in spring practice ... Outstanding local kicker and punter in the Mississippi private school ranks before enrolling at State ... Member of the 2009, 2010, 2011 and 2012 Fall SEC Academic Honor Roll.

**2012:** Averaged more than 41 yards per punt on 57 punts as a junior ... Held opponents to a total of six punt return yards on 13 returns all season long, a national-best yards-per-return average (0.46) ... Forced 33 fair catches with 18 punts downed inside the 20 ... Hit a long of 54 yards with five punts going over 50 yards.

**2011:** Saw action in all 13 games as the team's starting punter ... Averaged 41.8 yards on 71 total punts for the season ... Pinned the ball inside the 20 four times against Memphis ... Put three punts inside the 20 in a road victory against UAB ... Averaged 40.0 or more yards per punt in 10 games ... Nailed two punts inside the 20 in the Music City Bowl victory against Wake Forest.

**2010:** Did not see any game action.

**2009:** Sat out his true freshman season as a redshirt.

**HIGH SCHOOL:** Selected to play in the Max Emfinger High School All-America Bowl Game following his senior season ... Was ranked the No. 3 punter in the country in March 2007 by the Ray Guy ProKicker.com website ... Considered the No. 7 kicker nationally by ESPN.com in its postseason listing ... Rated No. 9 nationally as a punter by Scout.com ... Rated No. 24 on recruiting website Rivals.com ranking of the nation's top punters and place-kickers ... Rated among the top 40 recruits in the state of Mississippi by the Jackson Clarion-Ledger following his senior season ... That newspaper selected him Second-Team All-State punter following his senior season for head coach Herbert Davis at Heritage Academy in



# 2013 BULLDOGS

## GENERAL INFO

Columbus, Miss.... Selected to the Columbus Commercial Dispatch Dandy Dozen, symbolic of being one of the top 12 players in the Columbus area prior to his senior season ... Punted 46 times for a 42-yard average as a junior for the Patriots ... Had a season-long 67-yard boot ... Named First-Team All-State by the Mississippi Private Schools Association and First-Team North AAA All-Conference following both his junior and senior seasons ... Punted for Heritage Academy when the team finished second in the state during his sophomore campaign ... Also a standout baseball player on the high school level ... Solid student in the high school classroom with a 3.00 grade point average ... Committed to MSU in July 2007.

**PERSONAL:** Born Michael Baker Swedenburg on Aug. 19, 1989, in Jackson, Miss.... Son of Mr. and Mrs. Michael Swedenburg.

### SWEDENBURG'S CAREER HIGHS

Punts – 7, (4x) last at Arkansas (11-19-11)  
Punting Yards – 332, at Arkansas (11-19-11)  
Punting Avg. – 47.4, at Arkansas (11-19-11)  
Longest Punt – 58, at Georgia (10-1-11)  
Inside 10 – 2, at Troy (9-15-12)  
Inside 20 – 4, at Memphis (9-1-11)  
Touchbacks – 2, (2x) last vs. Alabama (11-12-11)

### SWEDENBURG'S CAREER PUNTING STATS

YEAR	G/GS	NO.	YDS	AVG.	IN20	LG/OPPONENT
2011	13/13	71	2,970	41.8	19	58 / Georgia
2012	13/13	57	2,340	41.1	18	54 / Tennessee
<b>TOTALS</b>	<b>26/26</b>	<b>128</b>	<b>5,310</b>	<b>41.5</b>	<b>37</b>	<b>58 / GEORGIA</b>

### SWEDENBURG'S GAME-BY-GAME PUNTING STATS

DATE	OPPONENT	NO.	YARDS	AVG	IN20	LONG
9/1/11	* at Memphis	5	207	41.4	4	52
9/10/11	* at Auburn	6	240	40.0	2	49
9/15/11	* LSU	6	221	36.8	1	47
9/24/11	* LA. TECH	7	313	44.7	1	53
10/1/11	* at Georgia	7	296	42.3	2	58
10/8/11	* at UAB	6	197	32.8	3	41
10/15/11	* SOUTH CAROLINA	5	225	45.0	1	53
10/29/11	* at Kentucky	2	87	43.5	0	46
11/5/11	* UT MARTIN	2	74	37.0	1	45
11/12/11	* ALABAMA	7	299	42.7	0	57
11/19/11	* at Arkansas	7	332	47.4	1	55
11/26/11	* OLE MISS	6	273	45.5	1	51
12/30/11	* vs. Wake Forest	5	206	41.2	2	45
9/1/12	* JACKSON STATE	1	28	28.0	1	28
9/8/12	* AUBURN	5	200	40.0	1	45
9/15/12	* at Troy	6	260	43.3	3	49
9/22/12	* SOUTH ALABAMA	4	188	47.0	1	53
10/6/12	* at Kentucky	5	173	34.6	2	47
10/13/12	* TENNESSEE	5	209	41.8	3	54
10/20/12	* MIDDLE TENN. ST.	1	39	39.0	0	39
10/27/12	* at Alabama	6	250	41.7	1	47
11/3/12	* TEXAS A&M	5	230	46.0	2	51
11/10/12	* at LSU	4	167	41.8	0	48
11/17/12	* ARKANSAS	4	147	36.8	1	39
11/24/12	* at Ole Miss	6	233	38.8	3	47
1/1/13	* vs. Northwestern	5	216	43.2	0	50

## 2013 BULLDOGS

## COACHES

## 2012 SEASON RECAP

## FOOTBALL HISTORY

## TEAM RECORDS

## INDIVIDUAL RECORDS

## STADIUM RECORDS

## BOWLS



**Curtis Virges • #98**  
**Junior • 2L**  
**DL • 6-3 • 315**  
**West Point, Miss. (West Point)**



**CAREER:** Has played in 21 games since joining the Maroon and White as a primary option at defensive tackle.

**2012:** Played in 12 games, earning a pair of starts during his sophomore season ... Recorded 11 tackles with 1.5 tackles for loss on the season ... Recorded a pair of tackles in wins over both Auburn and Middle Tennessee ... Credited with a tackle for loss in the win over Kentucky ... Also earned a half tackle behind the line against Middle Tennessee State.

**2011:** Saw playing time in nine games as a redshirt freshman reserve on the defensive line ... Totaled 10 tackles, 2.5 tackles for loss and 2.0 sacks for the season ... Recorded two tackles, a tackle for loss, and a sack against UAB ... Recorded two tackles and 0.5 tackles for loss against No. 6 Arkansas ... Registered a sack for a six-yard loss in the Music City Bowl victory against Wake Forest.

**2010:** Sat out his freshman year as a redshirt.

**HIGH SCHOOL:** Rated a three-star prospect by Scout.com, Rivals.com and ESPN.com ... Listed as the No. 14 prospect in the state of Mississippi by Rivals.com ... Scout.com ranked him as the No. 17 prospect in the state regardless of position ... Member of the Jackson Clarion-Ledger 40 Most Wanted Recruits ... Selected to play in the Mississippi-Alabama All-Star Game ... Named First-Team All-State for all classifications by the Jackson Clarion-Ledger ... Named First-Team All-State in Class 5A by the Mississippi Association of Coaches ... Listed among state's most wanted players by the Mississippi Press ... Helped lead Head Coach Chris Chambliss' Green Wave to a Class 5A state championship ... Named the Northeast Mississippi Daily Journal regional Defensive Player of the Year ... In the state championship game, tallied nine solo tackles with a quarterback sack ... On the season he posted 82 total tackles and 14 sacks ... Played both defensive tackle and offensive guard during sophomore and junior seasons ... Chose Mississippi State over Ole Miss ... Committed to Mississippi State in July of 2009 ... Also received offers from Southern Miss and UAB.

**PERSONAL:** Born Curtis Maurice Virges, Jr. on March 27, 1992 ... Son of Curtis Virges, Sr. and Carsandra Virges.

### VIRGES' CAREER HIGHS

Total Tackles – 3, at Memphis (9-1-11)  
Assisted Tackles – 2, (3x) last vs. Middle Tennessee State (10-20-12)  
Solo Tackles – 2, at UAB (10-8-11)  
Tackles For Loss – 1.0, (3x) last at Kentucky (10-6-12)  
Sacks – 1.0, (2x) last vs. Wake Forest (12-30-11)

### VIRGES' CAREER STATS

YEAR	G/GS	TT	UT	AT	TFL-YDS	SCK-YDS	FF/FR	PBU	INT-YD
2011	9/0	10	5	5	2.5-10	2.0-9	0/0	0	0-0
2012	12/2	11	4	7	1.5-3	0.0-0	0/0	0	0-0
<b>TOTALS</b>	<b>21/2</b>	<b>21</b>	<b>9</b>	<b>12</b>	<b>4.0-13</b>	<b>2.0-9</b>	<b>0/0</b>	<b>0</b>	<b>0-0</b>



## VIRGES' GAME-BY-GAME DEFENSIVE STATS

DATE	OPPONENT	TT	UT	AT	TFL-YDS	SCK-YDS	FF/FR	PB	INT-Y
9/1/11	at Memphis	3	1	2	0.0-0	0.0-0	0/0	0	0-0
9/10/11	at Auburn				DID NOT PLAY				
9/15/11	LSU				DID NOT PLAY				
9/24/11	LA. TECH				DID NOT PLAY				
10/1/11	at Georgia	0	0	0	0.0-0	0.0-0	0/0	0	0-0
10/8/11	at UAB	2	2	0	1.0-3	1.0-3	0/0	0	0-0
10/15/11	SOUTH CAROLINA	1	0	1	0.0-0	0.0-0	0/0	0	0-0
10/29/11	at Kentucky	1	1	0	0.0-0	0.0-0	0/0	0	0-0
11/5/11	UT MARTIN	0	0	0	0.0-0	0.0-0	0/0	0	0-0
11/12/11	ALABAMA				DID NOT PLAY				
11/19/11	at Arkansas	2	0	2	0.5-1	0.0-0	0/0	0	0-0
11/26/11	OLE MISS	0	0	0	0.0-0	0.0-0	0/0	0	0-0
12/30/11	vs. Wake Forest	1	1	0	1.0-6	1.0-6	0/0	0	0-0
9/1/12	JACKSON STATE				DID NOT PLAY				
9/8/12	AUBURN	2	1	1	0.0-0	0.0-0	0/0	0	0-0
9/15/12	* at Troy	1	1	0	0.0-0	0.0-0	0/0	0	0-0
9/22/12	SOUTH ALABAMA	1	0	1	0.0-0	0.0-0	0/0	0	0-0
10/6/12	at Kentucky	2	1	1	1.0-1	0.0-0	0/0	0	0-0
10/13/12	TENNESSEE	1	0	1	0.0-0	0.0-0	0/0	0	0-0
10/20/12	MIDDLE TENN. ST.	2	0	2	0.5-2	0.0-0	0/0	0	0-0
10/27/12	at Alabama	0	0	0	0.0-0	0.0-0	0/0	0	0-0
11/3/12	TEXAS A&M	0	0	0	0.0-0	0.0-0	0/0	0	0-0
11/10/12	at LSU	0	0	0	0.0-0	0.0-0	0/0	0	0-0
11/17/12	* ARKANSAS	0	0	0	0.0-0	0.0-0	0/0	0	0-0
11/24/12	at Ole Miss	2	1	1	0.0-0	0.0-0	0/0	0	0-0
1/1/13	vs. Northwestern	0	0	0	0.0-0	0.0-0	0/0	0	0-0



**Gus Walley • #19**  
**Redshirt Freshman • RS**  
**TE • 6-4 • 245**  
**Richton, Miss. (Greene County)**



**CAREER:** Still awaiting his first opportunity to help the Bulldogs on the playing field ... A viable option at the talented tight end position.

**2012:** Sat out his freshman year as a redshirt.

**HIGH SCHOOL:** Received three-star rankings by ESPN.com and Rivals.com ... Also notched No.41 in recruitment nationally by position by ESPN.com ... Seated at 15th in the state as a general recruit by ESPN.com ... Had 44 catches for 577 yards and three touchdowns ... Retained two carries for 53 yards and one touchdown ... Invited to the Bernard Blackwell All-Star Classic ... Chose Mississippi State over Southern Mississippi, Louisiana-Lafayette and UAB.

**PERSONAL:** Gus McLain Walley was born on Sept. 14, 1993 ... Son of Carol and Cecil Walley.



**Rufus Warren • #82**  
**Sophomore • SQ**  
**TE • 6-7 • 265**  
**Indianola, Miss. (Gentry)**



**CAREER:** Talented young tight end expected to compete for playing time in 2013 after playing in a reserve role as a redshirt freshman.

**2012:** Saw playing time in seven games during his redshirt freshman campaign ... Played in each of the first four weeks ... Also saw snaps against Middle Tennessee, Arkansas and in the Bulldogs' Gator Bowl game against Northwestern.

**2011:** Sat out his freshman year as a redshirt.

**HIGH SCHOOL:** Rated leading tight end talent out of the fertile Mississippi Delta ranks ... Rated a three-star prospect by Rivals.com ... Scout.com rated him as the No. 18 overall prospect in the state of Mississippi at all positions ... Was selected by the Mississippi Association of Coaches to the state's high school all-star game ... Jackson Clarion-Ledger ranked him in their postseason list of the Top 40 Prospects in Mississippi, one of just two tight ends, taken from among all classes ... During his senior season caught 21 passes for 339 yards and five touchdowns ... As a junior caught eight passes for 138 yards and three touchdowns ... Defensively he was credited with 42 total tackles, 35 solos, with 4.0 sacks and a fumble recovery ... Also a standout for the GHS basketball team ... Committed to Mississippi State in June 2010 with offers from Ole Miss, Southern Miss and others.



**Jordan Washington • #95**  
**Redshirt Freshman • RS**  
**DL • 6-2 • 290**  
**Sugar Hill, Ga. (North Gwinnett)**



**CAREER:** Still awaiting his first opportunity to take the playing field for the Bulldogs.

**2012:** Sat out his first season as a redshirt freshman.

**HIGH SCHOOL:** Owned three-star rankings by ESPN.com, 247Sports, Scout.com and Rivals.com ... Obtained No. 92 overall recruit in the state of Georgia by ESPN.com ... Ranked No.59 nationally by position by Scout.com ... Washington notched 33 tackles, 20 of which were solo, including 5.5 sacks and 9.5 tackles for loss, 11 QB hurries, two fumble recoveries, three PBUs and one safety ... Chose Mississippi State over Kentucky, Massachusetts, Ole Miss, Ohio State and other programs.

**PERSONAL:** Born to Tammy Hiler and Michael Washington on Feb. 15, 1994 ... Washington's uncle, Kirby Jackson, played defensive back for Mississippi State from 1983-86.

GENERAL INFO

2013 BULLDOGS

COACHES

2012 SEASON  
RECAP

FOOTBALL  
HISTORY

TEAM RECORDS

INDIVIDUAL  
RECORDS

STADIUM  
RECORDS

BOWLS



# 2013 BULLDOGS

GENERAL INFO



**Matthew Wells • #22**  
**Junior • 2L**  
**LB • 6-2 • 215**  
**Monticello, Miss. (Lawrence County)**



2013 BULLDOGS

**CAREER:** Seasoned, athletic junior linebacker expected to compete for a starting spot in 2013 ... Has played in all 26 games of his two-year career, seeing time on special teams and as a linebacker ... Has recorded 70 total tackles during his first two seasons on campus.

**2012:** Posted 34 tackles in 13 games ... Earned a start at outside linebacker in four of the first five games of the season ... Filled up the defensive stat sheet with one sack, 2.5 tackles for loss, an interception, two pass breakups a forced fumble and three quarterback hurries ... Recorded a career-high 10 tackles against Texas A&M ... Posted four tackles each of the first two weeks of the season.

**2011:** All-SEC Freshman nominee who played in all 13 games, including three starts ... Totaled 36 tackles, 5.0 tackles for loss, one pass breakup and one quarterback hurry ... Registered five tackles and 1.0 tackles for loss in his first start in the season debut at Memphis ... Credited for a tackle for loss in the SEC opener at Auburn ... Notched a career-high six tackles and 2.0 tackles for loss in the win vs. Louisiana Tech at home ... Made five tackles in the homecoming victory against UT Martin ... Totaled three tackles in the Music City Bowl victory against Wake Forest, including one behind the line of scrimmage.

**2010:** Sat out his freshman year as a redshirt.

**HIGH SCHOOL:** Listed as the No. 4 Most Wanted Prospect in the state of Mississippi by the Jackson Clarion-Ledger ... Selected to play in the Mississippi-Alabama All-Star Game ... Listed as the No. 6 prospect in the state regardless of position by Scout.com ... A four-star prospect and the No. 17 running back in the nation according to Scout.com ... The No. 11 prospect in the state on the Mississippi Press Fantastic 15 ... Preseason member of the Jackson Clarion-Ledger Dandy Dozen ... Named First-Team All-State in Class 4A by the Mississippi Association of Coaches ... Despite missing four games during senior season due to injury, finished with 1,050 rushing yards and 12 touchdowns ... Also credited with 36 tackles and four interceptions ... Rushed for 1,352 yards as a junior on 113 carries and scored 21 touchdowns ... Also starred on the Lawrence County High School basketball team ... Committed to Mississippi State over Ole Miss in January of 2010 ... Had offers from Southern Miss, Tennessee and Stanford.

**PERSONAL:** Born Matthew Sean Wells on Nov. 26, 1990 ... Son of Perrin Wells and LaTriece Smith.

COACHES

2012 SEASON RECAP

FOOTBALL HISTORY

TEAM RECORDS

INDIVIDUAL RECORDS

STADIUM RECORDS

BOWLS

## WELLS' CAREER HIGHS

Total Tackles - 10, vs. Texas A&M (11-3-12)

Assisted Tackles - 9, vs. Texas A&M (11-3-12)

Solo Tackles - 4, (2x) last vs. Jackson State (9-1-12)

Tackles For Loss - 2.0, vs. LA Tech (9-24-11)

Sacks - 1, vs. Jackson State (9-1-12)

Pass Breakups - 1, (3x) last vs. Auburn (9-8-12)

Interceptions - 1, vs. Jackson State (9-1-12)

Interception Return - 22, vs. Jackson State (9-1-12)

Interception Return Yards - 22, vs. Jackson State (9-1-12)

Forced Fumble - 1, vs. Auburn (9-8-12)

## WELLS' CAREER STATS

YEAR	G/GS	TT	UT	AT	TFL-YDS	SCK-YDS	FF/FR	PBU	INT-YD
2011	13/3	36	16	20	5.0-11	0.0-0	0/0	1	0-0
2012	13/4	34	15	19	2.5-18	1.0-10	1/0	2	1-22
<b>TOTALS</b>	<b>26/7</b>	<b>70</b>	<b>31</b>	<b>39</b>	<b>7.5-29</b>	<b>1.0-10</b>	<b>1/0</b>	<b>3</b>	<b>1-22</b>

## WELLS' GAME-BY-GAME DEFENSIVE STATS

DATE	OPPONENT	TT	UT	AT	TFL-YDS	SCK-YDS	FF/FR	PB	INT-Y
9/1/11	* at Memphis	5	4	1	1.0-5	0.0-0	0/0	0	0-0
9/10/11	* at Auburn	2	2	0	1.0-2	0.0-0	0/0	0	0-0
9/15/11	LSU	1	0	1	0.0-0	0.0-0	0/0	0	0-0
9/24/11	LA. TECH	6	3	3	2.0-3	0.0-0	0/0	0	0-0
10/1/11	at Georgia	4	1	3	0.0-0	0.0-0	0/0	0	0-0
10/8/11	at UAB	0	0	0	0.0-0	0.0-0	0/0	0	0-0
10/15/11	SOUTH CAROLINA	4	0	4	0.0-0	0.0-0	0/0	0	0-0
10/29/11	at Kentucky	2	0	2	0.0-0	0.0-0	0/0	0	0-0
11/5/11	UT MARTIN	5	2	3	0.0-0	0.0-0	0/0	0	0-0
11/12/11	ALABAMA	2	0	2	0.0-0	0.0-0	0/0	0	0-0
11/19/11	* at Arkansas	2	1	1	0.0-0	0.0-0	0/0	1	0-0
11/26/11	OLE MISS	0	0	0	0.0-0	0.0-0	0/0	0	0-0
12/30/11	vs. Wake Forest	3	3	0	1.0-1	0.0-0	0/0	0	0-0
9/1/12	* JACKSON STATE	4	4	0	1.0-10	1.0-10	0/0	1	1-22
9/8/12	* AUBURN	4	2	2	0.5-4	0.0-0	1/0	1	0-0
9/15/12	* at Troy	2	1	1	0.0-0	0.0-0	0/0	0	0-0
9/22/12	SOUTH ALABAMA	1	1	0	0.0-0	0.0-0	0/0	0	0-0
10/6/12	* at Kentucky	3	2	1	0.0-0	0.0-0	0/0	0	0-0
10/13/12	TENNESSEE	0	0	0	0.0-0	0.0-0	0/0	0	0-0
10/20/12	MIDDLE TENN. ST.	3	1	2	0.0-0	0.0-0	0/0	0	0-0
10/27/12	at Alabama	2	0	2	0.0-0	0.0-0	0/0	0	0-0
11/3/12	TEXAS A&M	10	1	9	0.0-0	0.0-0	0/0	0	0-0
11/10/12	at LSU	2	0	2	0.0-0	0.0-0	0/0	0	0-0
11/17/12	ARKANSAS	1	1	0	0.0-0	0.0-0	0/0	0	0-0
11/24/12	at Ole Miss	0	0	0	0.0-0	0.0-0	0/0	0	0-0
1/1/13	vs. Northwestern	2	2	0	1.0-4	0.0-0	0/0	0	0-0



**Nickoe Whitley • #1**  
**Senior • 3L**  
**DB • 6-1 • 205**  
**Jackson, Miss. (Provine)**



**CAREER:** Named 2013 preseason All-SEC by Athlon Sports and Phil Steele ... The lone returner from the 2012 MSU defensive backfield beginning his fourth year as a Bulldog starting safety ... Rebounded from injury to have a solid junior season ... Missed the last three games of the 2011 season due to a ruptured Achilles' tendon after performing at an All-SEC level in his first nine games ... Talented youngster earned Freshman All-SEC honors in 2010 from the coaches ... Redshirted his true freshman season on campus ... Came to Mississippi State after a standout high school career in the Jackson Metro Area.

**2012:** Started all 13 games at safety, finishing the regular season as the team's third leading tackler with 88 on the season ... Picked off three passes and forced one fumble on the year ... Also credited with 3.5 tackles behind the line of scrimmage ... Recorded at least seven tackles in five different games in 2012 ... Posted a career-high 13 against LSU a week after recording 12 against Texas A&M ... Also recorded seven stops against Auburn and South Alabama before racking up eight against Tennessee and Middle Tennessee ... Hauled in a career-high two interceptions in the Bulldog's season finale against Northwestern in the Gator Bowl.

**2011:** Was an All-SEC candidate before rupturing his Achilles' tendon in the first quarter of the game against No. 3 Alabama ... Started seven of the nine games he appeared in before the injury ... Recorded 34 tackles, 2.0 tackles for loss, four interceptions, one pass breakup and one forced fumble ... Made four tackles and picked off a pass in the season-opening win at Memphis ... Credited with six tackles and another pick in the win at home over Louisiana Tech ... Intercepted a pass at Georgia ... Notched seven tackles, 1.5 tackles for loss and an interception vs. No. 16 South Carolina ... Tallied seven tackles in the SEC road win at Kentucky.

**2010:** Played in all 13 games, earning 11 starting nods ... Finished the season tied for the team lead with three interceptions ... Totalled 52 tackles with 34 solo and 1.5 tackles for loss ... Also filed up the stat sheet with 1.5 sacks, three pass breakups, two quarterback hurries,



two fumble recoveries and one forced fumble . . . Forced and recovered a fumble at the goal-line to preserve the Georgia win . . . Posted a career-high seven tackles in the win at Florida . . . Recorded five stops in the Gator Bowl victory against Michigan.

**2009:** Sat out his true freshman season as a redshirt.

**HIGH SCHOOL:** Ranked as the No. 80 safety prospect in the country by national recruiting website Scout.com, in part because he missed most of his senior season with an injury . . . Suffered both a torn anterior cruciate and medial collateral ligament in his knee two games into his final high school campaign . . . Considered the No. 74 "athlete" in the country by national recruiting website Rivals.com . . . That site rated him the No. 22 prospect in the state of Mississippi . . . Rated with the top 25 high school prospects in the state of Mississippi by the Jackson Clarion-Ledger following his senior season . . . Credited with running a 4.6-second, 40-yard dash by recruiting website Rivals.com . . . Standout two-way player in the Jackson high school prep ranks, he started at quarterback and defensive back during his high school career for head coach Willie Collins at Provine High School in Jackson . . . Had accounted for four touchdowns offensively and returned a fumble 55 yards for a score defensively before his senior injury . . . Rushed and passed for 1,701 yards during his junior season while on offense . . . Made 40 tackles with five interceptions as a junior on defense . . . Began his high school career at Murrah High School in Jackson, Miss. . . . Other top scholarship offers: Ole Miss . . . Committed to MSU in June 2008.

**PERSONAL:** Born Nickoe E. Whitley on Oct. 2, 1990 . . . Son of Mr. and Mrs. Nickoe Whitley.

## WHITLEY'S CAREER HIGHS

Total Tackles – 13, at LSU (11-10-12)  
Assisted Tackles – 8, (2x) last at LSU (11-10-12)  
Solo Tackles – 6, (2x) last vs. Northwestern (1-1-13)  
Interceptions – 2, vs. Northwestern (1-1-13)  
Long INT Return – 66, vs. South Alabama (9-22-12)  
Pass Breakups – 2, at Auburn (9-10-11)  
Tackles For Loss – 1.5, vs. South Carolina (10-15-11)  
Sacks – 1.0, at Alabama (11-13-10)  
Forced Fumble - 1, (3x) last at LSU (11-10-12)  
Fumble Recovery - 1, (2x) last vs. UAB (10-23-10)

## WHITLEY'S CAREER STATS

YEAR	G/GS	TT	UT	AT	TFL-YDS	SCK-YDS	FF/FR	PBU	INT-YD
2010	13/11	52	34	18	1.5-14	1.5-14	1/2	3	3-0
2011	9/7	34	28	6	2.0-6	0.0-0	1/0	1	4-50
2012	13/13	88	50	38	3.5-5	0.0-0	1/0	0	3-66
<b>TOTALS</b>	<b>35/31</b>	<b>174</b>	<b>112</b>	<b>62</b>	<b>7.0-25</b>	<b>1.5-14</b>	<b>3/2</b>	<b>4</b>	<b>10-116</b>

## WHITLEY'S GAME-BY-GAME DEFENSIVE STATS

DATE	OPPONENT	TT	UT	AT	TFL-YDS	SCK-YDS	FF/FR	PBU	INT
9/4/10	* MEMPHIS	3	2	1	0.0-0	0.0-0	0/0	1	0-0
9/9/10	* AUBURN	6	4	2	0.0-0	0.0-0	0/0	0	1-0
9/18/10	* at LSU	4	3	1	0.0-0	0.0-0	0/0	1	0-0
9/25/10	* GEORGIA	4	3	1	0.0-0	0.0-0	1/1	0	0-0
10/2/10	* ALCORN STATE	3	2	1	0.5-4	0.5-4	0/0	0	0-0
10/9/10	* at Houston	5	4	1	0.0-0	0.0-0	0/0	1	0-0
10/16/10	* at Florida	7	5	2	0.0-0	0.0-0	0/0	0	0-0
10/23/10	* UAB	4	2	2	0.0-0	0.0-0	0/1	0	0-0
10/30/10	* KENTUCKY	2	2	0	0.0-0	0.0-0	0/0	0	1-0
11/13/10	* at Alabama	5	4	1	1.0-10	1.0-10	0/0	0	0-0
11/20/10	ARKANSAS	3	2	1	0.0-0	0.0-0	0/0	0	1-0
11/27/10	at Ole Miss	1	0	1	0.0-0	0.0-0	0/0	0	0-0
1/1/11	* vs. Michigan	5	1	4	0.0-0	0.0-0	0/0	0	0-0
9/1/11	at Memphis	4	3	1	0.0-0	0.0-0	0/0	0	1-0
9/10/11	at Auburn	3	3	0	0.0-0	0.0-0	0/0	2	0-0
9/15/11	* LSU	2	2	0	0.0-0	0.0-0	0/0	0	0-0
9/24/11	* LA. TECH	6	5	1	0.0-0	0.0-0	0/0	0	1-23
10/1/11	* at Georgia	1	1	0	0.0-0	0.0-0	0/0	0	1-0
10/8/11	* at UAB	4	3	1	0.5-1	0.0-0	0/0	0	0-0
10/15/11	* SOUTH CAROLINA	7	5	2	1.5-5	0.0-0	0/0	0	1-27
10/29/11	* at Kentucky	7	6	1	0.0-0	0.0-0	1/0	0	0-0
11/5/11	UT MARTIN				DID NOT PLAY				
11/12/11	* ALABAMA	0	0	0	0.0-0	0.0-0	0/0	0	0-0
11/19/11	at Arkansas				DID NOT PLAY				
11/26/11	OLE MISS				DID NOT PLAY				
12/30/11	vs. Wake Forest				DID NOT PLAY				
9/1/12	* JACKSON STATE	4	3	1	0.0-0	0.0-0	0/0	0	0-0
9/8/12	* AUBURN	7	2	5	0.5-1	0.0-0	0/0	0	0-0
9/15/12	* at Troy	6	4	2	0.0-0	0.0-0	0/0	0	0-0
9/22/12	* SOUTH ALABAMA	7	5	2	0.0-0	0.0-0	0/0	0	1-66
10/6/12	* at Kentucky	5	4	1	0.0-0	0.0-0	0/0	0	0-0
10/13/12	* TENNESSEE	8	5	3	1.0-1	0.0-0	0/0	0	0-0
10/20/12	* MIDDLE TENN. ST.	8	4	4	1.0-1	0.0-0	0/0	0	0-0
10/27/12	* at Alabama	1	1	0	0.0-0	0.0-0	0/0	0	0-0
11/3/12	* TEXAS A&M	12	4	8	0.0-0	0.0-0	0/0	0	0-0
11/10/12	* at LSU	13	5	8	0.0-0	0.0-0	1/0	0	0-0
11/17/12	* ARKANSAS	5	4	1	0.0-0	0.0-0	0/0	0	0-0
11/24/12	* at Ole Miss	6	3	3	0.0-0	0.0-0	0/0	0	0-0
1/1/13	* vs. Northwestern	6	6	0	1.0-2	0.0-0	0/0	0	2-0

GENERAL INFO

2013 BULLDOGS

COACHES

2012 SEASON  
RECAP

FOOTBALL  
HISTORY

TEAM RECORDS

INDIVIDUAL  
RECORDS

STADIUM  
RECORDS

BOWLS



# 2013 BULLDOGS

GENERAL INFO

2013 BULLDOGS

COACHES

2012 SEASON  
RECAP

FOOTBALL  
HISTORY

TEAM RECORDS

INDIVIDUAL  
RECORDS

STADIUM  
RECORDS

BOWLS

## 2013 MISSISSIPPI STATE FOOTBALL SIGNEES

NAME	POS.	HT.	WT.	HOMETOWN	PREVIOUS SCHOOL
Jeremy Chappelle*	WR	6-2	212	Tyler, Texas	Tyler JC
Shelby Christy	WR	6-3	190	Geismar, La.	Dutchtown HS
Jamaal Clayborn	OL	6-4	315	Jackson, Miss.	Jackson Academy
Tolando Cleveland	DB	6-0	170	Powder Springs, Ga.	Hillgrove HS
Kivon Coman*	DB	6-1	195	Sheffield, Ala.	Hargrave Military Academy
Justin Cox*	DB	6-3	190	West Point, Miss.	East Mississippi CC
Kent Flowers	OL	6-5	300	Hollandale, Miss.	Simmons HS
Donald Gray	WR	5-11	180	Memphis, Tenn.	White Station HS
B.J. Hammond	WR	6-4	215	Gadsden, Ala.	Gadsden City HS
Dezmond Harris	LB	6-4	220	McCalla, Ala.	McAdory HS
Jahmere Irvin-Sills	DB	5-10	175	Elkton, Md.	Tri-State Christian Academy
Chris Jones	DL	6-5	250	Houston, Miss.	Houston HS
Gabe Myles	ATH	6-0	180	Starkville, Miss.	Starkville HS
Fred Ross	WR	6-2	185	Tyler, Texas	John Tyler HS
Artimus Samuel*	TE	6-2	227	Columbus, Ga.	Hargrave Military Academy
Cord Sandberg	QB	6-3	215	Bradenton, Fla.	Manatee HS
Ashton Shumpert	ATH	6-2	215	Fulton, Miss.	Itawamba HS
Jake Thomas	OL	6-5	300	Columbus, Miss.	Columbus HS
Brandon Wells	ATH	6-2	180	Bogue Chitto, Miss.	Bogue Chitto HS
Damian Williams	QB	6-1	215	Metairie, La.	Archbishop Rummel HS
De'Runnya Wilson	WR	6-5	215	Birmingham, Ala.	Wenonah HS

\*Enrolled at Mississippi State in January 2013 and participated in spring practice. Bios can be found in returning players section.

### SHELBY CHRISTY, WR, 6-3, 190, GEISMAR, LA. (DUTCHTOWN)

**HIGH SCHOOL:** Rated a three-star recruit by ESPN.com, Scout.com, 247Sports.com and Rivals.com . . . A consensus top-100 wide receiver in the country . . . Two-time state champion in track and field . . . Won the 5A triple jump with a leap of more than 49 feet . . . Also took the 2012 indoor state title with a 45-foot bound . . . Considered the 17th-best player, regardless of position in Louisiana by 247Sports.com . . . Louisiana's No. 24-ranked prospect overall in the New Orleans Times-Picayune's postseason Nifty Fifty list . . . Helped Head Coach Benny Saia and the Griffins to a 9-4 mark his senior season and a trip to the third round of the 2012 playoffs . . . Caught 39 passes for 663 yards and five touchdowns . . . Earned All-District 5-5A honors as a senior . . . As a junior he caught 25 passes for seven touchdowns and 400 yards . . . Committed to the Bulldogs in August 2012 over offers from Cincinnati, Georgia Tech, Houston, Louisiana, Ole Miss, Nebraska, Southern Miss and a host of others.

### JAMAAL CLAYBORN, OL, 6-4, 315, JACKSON, MISS. (JACKSON ACADEMY)

**HIGH SCHOOL:** The leading offensive line prospect in Mississippi's private school ranks . . . Ranked among the first 25 overall Mississippi college prospects in the Jackson (Miss.) Clarion Ledger Top 40 postseason list . . . Rated a three-star prospect by ESPN.com, Scout.com and 247Sports.com . . . Named first-team all-state in the Mississippi Association of Independent Schools by a vote of the coaches . . . Named second team all-state among all classifications in both public and private schools by the Clarion Ledger . . . Scout.com ranked him the No. 17 overall prospect in Mississippi, and the sixth-best offensive lineman . . . Helped the Raiders to an unprecedented 48-4 record in four years with three-consecutive state championships from his freshman year to his junior year . . . Missed the chance of tying the record of four-straight state championships in 2012 when the Raiders fell in the championship game to Jackson Prep . . . Won the 2012 Mississippi Class 3A state championship with a shot put toss of 49 feet, seven inches . . . Committed to Mississippi State in August of 2012.

### TOLANDO CLEVELAND, DB, 6-0, 170, POWDER SPRINGS, GA. (HILLGROVE)

**HIGH SCHOOL:** Rated a three-star prospect by EPSN, Rivals and 247Sports . . . Named to the Atlanta Journal-Constitution's "Super 75" prospects list . . . Helped Head Coach Phillip Ironside's Hillgrove Hawks to a 6-5 record in 2012 with a first-round loss in the state playoffs . . . Credited with 81 total tackles and four interceptions as a junior . . . Helped lead Hawks to a 11-1 record as a junior and advanced to the second round of the state 5A playoffs . . . Committed to Mississippi State in late January after being heavily recruited by Georgia Tech . . . Also had offers from Air Force, Navy, East Carolina, Ball State and Rice among others.

### KENT FLOWERS, OL, 6-5, 300, HOLLANDALE, MISS. (SIMMONS)

**HIGH SCHOOL:** Projected as an offensive tackle at the collegiate level . . . Top-rated offensive line prospect in the state of Mississippi and the No. 5 prospect overall . . . Rated among the top 40 prospects in the state of Mississippi by the Jackson Clarion-Ledger . . . Ranked the No. 8 prospect in the state by 247Sports . . . Considered the No. 16 prospect regardless of position by Rivals.com . . . Named to MaxPreps 2012 All-State team . . . One of the more coveted offensive lineman in the state, was named to the Clarion Ledger's Dandy Dozen prior to his senior season . . . Selected to Mississippi-Alabama All-Star Classic following a strong senior season, and started for his state at tackle . . . Earned Class 2A first-team all-state honors from the Mississippi Association of Coaches . . . Played for Head Coach Antoine Kimble at Simmons . . . Committed to Mississippi State in June of 2012 over offers from Ole Miss and others.



## DONALD GRAY, WR, 5-11, 180, MEMPHIS, TENN. (WHITE STATION)

**HIGH SCHOOL:** Rated the No. 10 prospect in the state of Tennessee by ESPN... A top-100 national wide receiver prospect by Scout.com, and a two-way standout for Head Coach Devin Rutherford at White Station... The Tennessee Sports Writers Association named him first team all-state offense in Class 6A, one of two wide receivers on the first unit... Paced the Memphis high school ranks as a senior in both receiving yardage and touchdown catches... Was a finalist on offense for the Memphis Best of Preps by the Commercial Appeal... As a senior, caught 48 passes for 1,023 yards, an average of 21 yards each time he touched the ball... Finished the year with 15 touchdown receptions... In his final prep game he scored seven touchdowns against Memphis Central; five on receptions, one rushing, and another on a 48-yard punt return... Concluded his high school career playing in the Liberty Bowl All-Star Classic where he caught a 70-yard touchdown pass... Was named first team all-state 6A as a defensive back prior to his senior season by Tennessee High School Football Magazine... As a junior, helped WSHS go 8-5 and advance to the third round of the state playoffs... Was named to the Commercial Appeal Best of Preps 5A-6A Team... Also a track standout for White Station with a personal best clocking of 11.26 for 100 meters, a 22.13 time for 200 meters and 48.96 in the 400 meters... Chose Mississippi State over offers from Ole Miss, Arkansas, Nebraska, Tennessee, USC and others.

## B.J. HAMMOND, WR, 6-4, 215, GADSDEN, ALA. (GADSDEN CITY)

**HIGH SCHOOL:** Tall wide receiver from the talent-rich Alabama prep ranks... Rated the No. 13 prospect in the state of Alabama regardless of position by ESPN... Also named a top-50 wide receiver from ESPN.com... Hauled in 15 catches for 306 yards and a three touchdowns for Gadsden City High School team as a senior... Named of Alabama's top 30 prospects by Rivals... Played for Head Coach Joe Billingsley's Titans... Caught 39 passes for 639 yards and six touchdowns as a junior... Rated a four-star prospect by ESPN... Committed to Mississippi State in June of 2012 over offers from Ole Miss, Auburn, LSU and others.

## DEZMOND HARRIS, LB, 6-4, 220, MCCALLA, ALA. (MCADORY)

**HIGH SCHOOL:** A high school quarterback projected to play defense at the collegiate level... Rated a three-star prospect by ESPN.com, Scout.com and 247Sports.com... Tabbed as the No. 38 prospect in the state of Alabama by ESPN.com... Named the No. 97 outside linebacker in the country by Scout.com... Projected as the 35th-best athlete in the country and the 38th-best player, regardless of position, in the state of Alabama by 247Sports.com... Had an injury-shortened senior season after suffering a torn ACL... Committed to the Bulldogs in July of 2012.

## CHRIS JONES, DL, 6-5, 250, HOUSTON, MISS. (HOUSTON)

**HIGH SCHOOL:** Considered the nation's No. 2 overall prospect in the country by 247Sports.com, while earning the distinction of being the top-rated player in the state of Mississippi by nearly every publication... No. 1 on the Jackson (Miss.) Clarion Ledger's Top-10 Most Wanted list... Rated the No. 2 defensive end in the country by 247Sports and Scout.com... Named to the ESPN.com top-150 recruits coming in at No. 46... ESPN.com rated him the No. 6 defensive end in the country, the No. 25 best player in the southeast and the No. 2 ranked player in the state... Helped lead Head Coach William Cook and the Houston Hilltoppers to their first-ever playoff win and a 11-3 record in 2012... Led the team in tackles as a defensive end with 160... Also recorded 14.0 sacks, 10 pass deflections, two fumble recoveries and a 74-yard interception return for a touchdown in the second-round playoff matchup with Louisville High School... Recorded 75 tackles and 5.0 sacks during his junior season as a first-year football player at Houston... Selected to the Mississippi-Alabama All-Star Classic to start at defensive end... Recorded eight tackles, a sack and three tackles for loss in the game earning Mississippi's MVP honors... Also selected to the Under Armor All-American game... Scout.com named him top-performer in the first day of practices leading up to the game... Also was invited to but did not participate in the Semper Fidelis All-American game... As a junior, he recorded 75 total tackles with 32 solos, five quarterback sacks... Played just four games as a sophomore, when he had 25 tackles as a backup, 16 of them solo stops... Also worked as an offensive lineman in 2010... Five-year letterman for the Houston basketball varsity, and averaged 14.8 points as a junior... Named to the Mississippi North/South All-Star Basketball Game for 2011... Committed to the Bulldogs in June 2012 over Alabama, Florida, Auburn, Ole Miss and a host of others.

## GABE MYLES, ATH, 6-0, 180, STARKVILLE, MISS. (STARKVILLE)

**HIGH SCHOOL:** Talented two-way player from nearby Starkville High... Projected to play in the defensive backfield at MSU... Rated a three-star prospect by ESPN.com, Scout.com, 247Sports.com and Rivals.com... Named the No. 42 best cornerback in the country by 247Sports.com while earning the distinction of being the seventh-best player in the state regardless of position... Considered the No. 10 Most Wanted prospect in Mississippi by the Jackson Clarion-Ledger... Led Head Coach Jamie Mitchell and the Starkville Yellow Jackets to a 12-3 record and the 5A state championship... Played on both sides of the ball at quarterback and defensive back... Threw for 1,153 yards and 12 touchdowns while running for 554 yards and nine touchdowns... Made a splash during his junior season, leading Starkville to the state championship game and throwing for 1,837 yards and 19 touchdowns while rushing for a team-leading 849 yards and seven scores... Mississippi Association of Coaches named him the Class 5A Offensive MVP and first-team all-state following his junior season... Named the Starkville Daily News Player of the Year for 2011... Started his career playing wide receiver and running back during his sophomore season... Started his senior year on the Clarion Ledger's Dandy Dozen list... Named first-team all-state by the Clarion Ledger following his senior season... Made the MAC's list for 5A Player of the Year and first-team all-state honors... Earned a spot in the Mississippi-Alabama All-Star Classic starting at cornerback but also received snaps at quarterback... Committed to the Bulldogs in June 2012 over Ole Miss.

## FRED ROSS, WR, 6-2, 185, TYLER, TEXAS (JOHN TYLER)

**HIGH SCHOOL:** Named First-Team Parade All-American after a standout career at John Tyler... Finished his senior campaign for the Lions with 86 catches for 1,594 yards and 21 touchdowns... Helped Head Coach Ricklan Holmes and the Lions advance to the Texas 4A state semifinals... Caught 10 passes for 132 yards and a score in the 57-53 loss to Guyer as Tyler finished with a 13-2 record... As a junior, hauled in 99 passes for 1,335 yards and 15 touchdowns... Caught 23 passes for 313 yards and five scores as a sophomore... Rated as a four-star prospect by Rivals, Scout, 247Sports and ESPN... Named to the ESPN 300 and rated the No. 22 prospect in the talent-rich Texas prep ranks... Chose Mississippi State over Oklahoma State, Baylor, Missouri, Texas Tech and others.

## CORD SANDBERG, QB, 6-3, 215, BRADENTON, FLA. (MANATEE)

**HIGH SCHOOL:** Drafted with the 89th overall pick in the 2013 MLB Draft by the Philadelphia Phillies... Regarded as one of the nation's top dual-threat quarterbacks... Standout in both football and baseball at Manatee High School, and one of the nation's top baseball prospects... Rated a four-star recruit by ESPN.com, Scout.com and Rivals.com... Member of the ESPN 300, and considered the ninth-best dual-threat quarterback in the country and the 45th-best player, regardless of position, in the state of Florida... Named to the Rivals 250 list and 24th-best player in the state... Led Head Coach Joe Kinnan and the Hurricanes to a near-perfect 13-1 season... Twice nominated for Florida Mr. Football and Class 7A Player of the Year... During his three years as starting quarterback, the Hurricanes went 39-4 playing in the highest classifications in one of the best football states in America... Recorded three-consecutive 2,000-plus yard seasons with 78 touchdowns and only 11 interceptions... As a senior, threw for 2,674 yards on 186 of 265 passing with a 34-to-1 touchdown-to-interception ratio... Also rushed for 611 yards on 99 carries and 10 touchdowns... Opened the season in front of a national televised audience on ESPN vs. Miramar High School... Helped lead his team to a state championship during his junior year, throwing for 2,187 yards and 19 touchdowns while rushing for 813 yards and 10 touchdowns... Named First-Team All-State by the Associated Press in Class 7A and Offensive Player of the Year... Became starting quarterback during his sophomore year, throwing for 2,855 yards with a 75 percent completion percentage and 25 touchdowns to only six interceptions... Rushed for 10 touchdowns and 579 yards... Named Class 7A Player of the Year following both his junior and senior seasons... Named HTPreps.com Area's Most Valuable Offensive Player three years in-a-row... On the diamond, he was a four-year starter in centerfield and left-handed hitter for the three-time district champions... Played in the 2012 Perfect Game All-American Classic in San Diego, and was rated the 46th-leading professional prospect of 2013 by Baseball America... His father, Chuck, was an All-American baseball player at Florida... Committed to the Bulldogs in June 2012 over offers from Auburn, Florida, LSU, Ole Miss, Missouri and Vanderbilt among others.

GENERAL INFO

2013 BULLDOGS

COACHES

2012 SEASON RECAP

FOOTBALL HISTORY

TEAM RECORDS

INDIVIDUAL RECORDS

STADIUM RECORDS

BOWLS



# 2013 BULLDOGS

GENERAL INFO	<b>ASHTON SHUMPERT, ATH, 6-2, 215, FULTON, MISS. (ITAWAMBA AHS)</b> <b>HIGH SCHOOL:</b> Widely considered one of the state's top players who could play offense or defense at the collegiate level . . . Named the 2012 Mississippi Gatorade Player of the Year for the state of Mississippi . . . Named the Offensive Player of the Year by the Tupelo Daily Journal . . . Rated a four-star prospect by ESPN.com, Scout.com and 247Sports.com . . . Listed as No. 3 on the Jackson (Miss.) Clarion-Ledger Most Wanted List . . . The No. 20 running back in the country by Scout.com . . . Rivals.com considered him the No. 30 athlete in the country and fourth best prospect in the state . . . Burst onto the scene his senior year at Itawamba following a four-week absence due to sickness, helping the Indians to a 12-0 start before losing to eventual 4A state champion Noxubee County . . . Rushed 153 times for 1,796, an average of 11.7 yards-per-carry, and 25 touchdowns . . . Caught 15 passes for 205 yards and three touchdowns while also helping the defensive side with 64 tackles and two interceptions . . . Spent his sophomore and junior seasons at Tupelo High School, where he rushed for over 2,000 yards and 23 touchdowns . . . Was named Class 6A First-Team All-State following his sophomore year . . . Began his high school career with Itawamba AHS . . . Was a pre-season member of the Clarion Ledger's Dandy Dozen . . . Chosen to team Mississippi in the Mississippi-Alabama All-Star Classic, getting the start at running back . . . Committed to the Bulldogs in January 2013 over Ole Miss, Alabama, Georgia, Vanderbilt and a host of others.	<b>DAMIAN WILLIAMS, QB, 6-1, 215, METAIRIE, LA. (ARCHBISHOP RUMMEL)</b> <b>HIGH SCHOOL:</b> Highly regarded dual-threat quarterback from the New Orleans area . . . 17th-ranked prospect in Louisiana, from all positions, in the Times-Picayune Nifty Fifty post-season ratings . . . Was the play-making quarterback with his arm and legs for an unbeaten Archbishop Rummel team that posted a perfect 14-0 season and earned its first-ever state football championship . . . Was named first-team all-state in Class 5A by the Louisiana Sports Writers Association . . . Also chosen all-district 9-5A as a senior, and was a New Orleans Area Player of the Week as both a senior and junior . . . For his varsity career, threw for 2,748 yards and 26 touchdowns, completing 195 of 324 passes . . . Also rushed for 23 touchdowns and 932 yards . . . Playing for Head Coach Jay Roth, in the state championship game victory over Barbe High School completed 11-of-13 passes for 193 yards and two touchdowns, while rushing for 52 yards en route to being named the game's Most Valuable Player . . . At the Elite 11 summer camp in Georgia, was one of five finalists from 89 quarterbacks for camp MVP . . . As a junior he earned all-state honorable mention by the LSWA and was Most Valuable Player of District 9-5A, after leading the Raiders to a 10-2 season and the state playoff quarterfinals . . . Played in the last game with a high ankle sprain but still threw for 300 yards . . . Earned the starting quarterback job as a freshman and led Rummel to the 2009 state championship game . . . Committed to Mississippi State in January over offers from Nebraska, Kansas State, Southern Miss and others.
2013 BULLDOGS	<b>JAKE THOMAS, OL, 6-5, 300, COLUMBUS, MISS. (COLUMBUS)</b> <b>HIGH SCHOOL:</b> Universally regarded as one of the best offensive line prospects in the state of Mississippi . . . Rated a four-star prospect by Scout.com and 247Sports.com . . . Named the state's No. 7 prospect in the Clarion Ledger's 10 Most Wanted . . . Was the No. 26 offensive tackle in the country by Scout.com . . . 247Sports.com considered him the No. 20 offensive tackle in the country and the No. 5 player, regardless of position, in the state of Mississippi . . . Four-year starter for the Columbus Falcons, becoming a mainstay on the offensive line and quickly rising as one of the state's top offensive lineman . . . Helped lead the Falcons to their first playoff berth since 2005 during his senior year . . . Invited to the U.S. Army All-American underclassmen combine in San Antonio following his junior season . . . Made the Under-19 Team USA roster following his senior year . . . Nominated for the U.S. Army All-American game . . . A member of the Clarion Ledger's Dandy Dozen prior to his senior season . . . Named Class 6A First-Team All-State following his senior year . . . Selected as a starter for Team Mississippi in the Mississippi-Alabama All-Star Classic . . . Committed to the Bulldogs in August 2012 over Stanford, Ole Miss, Southern Miss and others.	<b>DE'RUNNYA WILSON, WR, 6-5, 215, BIRMINGHAM, ALA. (WENONAH)</b> <b>HIGH SCHOOL:</b> A fast-rising prospect after returning to the football field in 2012 following a two-year absence . . . Legitimate two-sport recruit by several Division I programs . . . Emerged in his single varsity football season as one of Alabama's leading high school receivers . . . The state's 16th-ranked overall prospect and the No. 81 national wide receiver by Scout.com . . . He led Head Coach Ronald Cheatham's team to a 10-2 record and second round of the Class 5A state playoffs . . . The Dragons were 6-1 and runners-up in Region 5-5A . . . Caught 31 passes for 682 yards as a senior . . . Led his squad in touchdowns with seven receiving scores and averaged 21 yards each time he touched the football . . . Also had five tackles in limited defensive snaps with two for sacks . . . A dominating power forward on the hardwood for the top-ranked Class 5A WHS team which played for a third-straight state championship in 2012 . . . Averaged a double/double as a senior and held Division I basketball scholarship offers from Auburn, UAB, Murray State, and other schools . . . Played in the summer 2012 Alabama North-South All-Star Game where he was named Most Valuable Player . . . Was named Most Valuable Player of the Peach State Classic with 20 points, 17 rebounds and seven steals in one game . . . Averaged 13.7 points and 10.9 rebounds as a junior with 67 steals for Head Coach Cedric Lane as the Dragons went 29-7 en route to a state title . . . Signed with Mississippi State over offers from Auburn, Kentucky, Tennessee and Louisville among others.
COACHES		
2012 SEASON RECAP		
FOOTBALL HISTORY		
TEAM RECORDS	<b>BRANDON WELLS, ATH, 6-2, 180, BOGUE CHITTO, MISS. (BOGUE CHITTO)</b> <b>HIGH SCHOOL:</b> One of the most versatile athletes in the Southeast, recruited for both offense and defense . . . Ranked a national top-100 safety by Scout.com . . . Rated the No. 8 overall player in the state of Mississippi, regardless of position, by ESPN . . . The Clarion-Ledger ranked him in their first 25 prospects on the postseason Top 40 list, and second-team all-state defense from all classifications . . . Chosen by the MHSAA to play in the Mississippi-Alabama All-Star Game as a safety, and the Mississippi Association of Coaches named him first-team all-state Class 1A as an athlete . . . For his senior season he led Head Coach Gareth Sartin's Bobcats to a 13-1 record Region 4-1A title, reaching the third round of the state championship playoffs . . . Rushed for 1,333 yards and 10 touchdowns, averaging 10.2 yards each attempt, and caught 13 passes for 190 yards and two more scores . . . Was 6-of-12 passing for 70 yards and a touchdown . . . Took over for an injured starter to quarterback BCHS to a comeback victory over Stringer, running 70 yards for one touchdown . . . Recorded 35 total tackles with one interception and three passes broken up . . . As a junior rushed for 1,212 yards and 11 touchdowns, gaining nine yards per carry to earn the second of his three all-state honors . . . He caught three passes for 61 yards, while compiling 31 total tackles on defense with three interceptions, two more deflections, and a fumble forced . . . As an all-state sophomore he rushed for six touchdowns and 432 yards, with another touchdown receiving . . . Had 55 tackles in 2010 with an interception and 58-yard return . . . Chose Mississippi State over Ole Miss and others.	
INDIVIDUAL RECORDS		
STADIUM RECORDS		
BOWLS		



## Head Coach Dan Mullen

GENERAL INFO

2013 BULLDOGS

COACHES

2012 SEASON  
RECAP

FOOTBALL  
HISTORY

TEAM RECORDS

INDIVIDUAL  
RECORDS

STADIUM  
RECORDS

BOWLS



# DAN MULLEN

GENERAL INFO



## DAN MULLEN

Head Coach • Fifth Season • 29-22 (.569)

Ursinus, 1994



2013 BULLDOGS

In just four full seasons, Dan Mullen has revitalized and reenergized the Mississippi State fan base. From the moment of his introduction on Dec. 10, 2008 as the 32nd head coach in school history, supporters have turned out in record numbers and capacity crowds to support the Bulldogs.

Mississippi State fans have sold out a school-record 23 consecutive home games at Davis Wade Stadium. Each of the last three years has seen the school's attendance record broken. In fact, 19 of the school's top 20 crowds have occurred in the last four seasons, with all seven crowds in 2012 ranking in the top 25 all-time. The Bulldog faithful have gone on to watch the head coach lead the Maroon and White's football program to three-straight postseason bowl wins for the second time in the 113-year history of the program.

Just four years into his tenure, Mullen (.569) is already the winningest coach at State since the late Darrell Royal in 1954-55 (.600), and is already tied for fourth in school history for wins by a MSU head coach (29). On top of that, Mullen has dominated the Egg Bowl rivalry (3-1), becoming just the second MSU coach and the first since Sid Robinson from 1917-19 to start off 3-0 against Ole Miss in the Battle for the Golden Egg.

Mullen was widely regarded as one of the top young minds in college football when he arrived at Mississippi State, and he brought not only an impressive offensive resume and a list of NFL-developed quarterbacks, but also an energy and passion for the college game. Improvement wasn't limited to fan enthusiasm, as Mullen ignited the Bulldogs to a nine-win season in just his second year, and then another successful season in 2011. With Mullen's masterful offensive mind, the Maroon and White broke the school record for six different offensive categories in 2012, including passing touchdowns in a season (28) and scoring (383).

In 2010, State won six games in a row in the middle of the season and finished among the top 10 in school history in the following categories - passing yardage, completion percentage, passing touchdowns, rushing attempts, rushing yards, rushing touchdowns, total plays, total offensive yards, per-game offense and first downs. The defense also amassed the 10th-highest sack total in school annals.

The 2010 Bulldogs closed out the season with nine victories including posting the largest margin of victory in a bowl game in school history. The resounding 52-14 Gator Bowl win against Michigan capped a truly remarkable year.

With the nation's toughest schedule in 2009, State's rushing attack, led by first-team all-Southeastern Conference selection and current NFL running back Anthony Dixon, finished ninth nationally with a 227.6 rushing yard average per game. State averaged 371.9 yards of total offense per game, the ninth-highest total in school history and the most since 2000 at the time.

Mullen's first season concluded with a rousing 41-27 victory over MSU's in-state rival, which brought the Golden Egg back to Starkville. He became the only the third Mississippi State coach to win his Egg Bowl debut since 1939, joining Allyn McKeen and Jackie Sherrill. The Bulldogs posted a 5-7 overall record in 2009, including three road victories.

During the previous four seasons as the offensive coordinator and quarterbacks coach at the University of Florida, Mullen molded a Heisman Trophy, Davey O'Brien and Maxwell Award-winning quarterback, along with a Rimington Trophy finalist and a Biletnikoff Award semifinalist.

In 2008 alone, Mullen's offensive attack ranked third nationally in scoring - averaging better than 45 points per game as the Gators scored at least 30 points in 12-of-13 games. The 587 points scored eclipsed the previous University of Florida mark, set in 1996.

Florida rushed for a school-record 41 touchdowns that season and UF's 80 rushing touchdowns over the two seasons ranked second nationally. Overall, Florida's rushing yardage of 2,987 ranked ninth nationally in 2008 and was the third-highest total in school history.

Seven offensive players were recognized as All-Southeastern Conference selections following the season in which Mullen helped UF claim its second SEC Championship and a chance to play for its second national championship in three seasons.

The Gator offense ranked first in the SEC in scoring offense and total offense for a second-straight season in 2008, averaging 45.2 points and 442.4 yards per game. Under Mullen's tutelage in 2007, UF averaged 42.5 points and 457.2 yards.

In 2007, Mullen directed the Gator offense to the third-highest point total ever by a UF unit and the top single-season marks for rushing touchdowns and third-down conversion percentage. Florida's offense scored 75 touchdowns, second most in the SEC.

Mullen orchestrated a UF attack that was the only one in the nation to have rushed for a touchdown and passed for a touchdown in every game during the season. He also helped UF score on 83-of-152 drives in 2007 for a league-best 54.6 percent, marking the best number since the stat was tracked by the SEC in 2000. Florida additionally averaged 7.0 yards per play that year, the fourth-best total in the nation. Lastly, the Gators averaged 5.3 yards per rush, the second-best number in school history.

In 2007, Mullen helped coach sophomore quarterback and current NFL star Tim Tebow into a Heisman Trophy, Maxwell and Davey O'Brien award winner, 78th Sullivan Award winner and AP first-team All-American among other honors.

He also tutored six offensive players to the All-SEC team: Tebow, NFL Pro Bowler Percy Harvin, Cornelius Ingram, Brandon James, Jim Tartt and Drew Miller.

Mullen played an integral role in Florida's 2006 national championship, overseeing an offense that averaged 29.7 points and 396.1 yards per game. In the BCS National Championship Game, he engineered an attack that produced 41 points against a top-ranked Ohio State squad that was limiting opponents to less than 11 points per game on the year. Under Mullen's tutelage, quarterback Chris Leak opened the contest by going 9-for-9 for 99 yards and a touchdown en route to earning Offensive MVP honors.

The 2006 Gator offense posted 76 plays of 20 yards or more, 19 of which went for touchdowns. Florida passed for 29 touchdowns in 2006, while Leak ranked among the national leaders with 23 scoring tosses. Tebow matched UF's then single-season record for rushing touchdowns by a quarterback with eight scores, and his 5.3 yards per carry average placed second nationally among signal callers. Six different players averaged at least 5.0 yards per carry.

COACHES

2012 SEASON RECAP

FOOTBALL HISTORY

TEAM RECORDS

INDIVIDUAL RECORDS

STADIUM RECORDS

BOWLS

In 2005, Chad Jackson played his way to Biletnikoff Award semifinalist status after matching the UF single-season record with 88 receptions, a figure that led the SEC and finished sixth nationally. Center Mike Degory was also named a finalist for the Rimington Trophy, given annually to the nation's top center, during that campaign. Both earned first-team All-SEC honors under Mullen's tutelage.

Mullen went to Florida from Utah with Head Coach Urban Meyer, with whom he had spent 10 seasons. While the quarterbacks coach at Utah, Mullen developed current NFL star Alex Smith – the first overall selection in the 2005 NFL Draft – from a pocket passer into an efficient executor of the spread, making him one of the most versatile threats in college football. Smith took over the starting job three games into Mullen's tenure, passing for 2,247 yards and running for 452 to finish second in the Mountain West in total offense in 2003.

The 2004 campaign saw Smith earn National Player of the Year honors from The Sporting News and Sports Illustrated, while also becoming Utah's first-ever Heisman Trophy finalist. Smith also garnered final consideration

for the Davey O'Brien and Walter Camp National Player of the Year Awards. Smith passed for 2,952 yards and 32 touchdowns and ran for 631 yards and 10 scores on the year, ranking second in the nation with a 176.5 efficiency rating and leading the Utes to a perfect 12-0 season and a Fiesta Bowl championship. As a team, Utah finished the 2004 season third in the nation in scoring offense (45.3) and total offense (499.8).

Prior to his stint at Utah, Mullen served as quarterbacks' coach at Bowling Green for two seasons, putting up 6,627 yards of total offense and scoring 81 touchdowns during that span. In 2002, quarterback Josh Harris threw for 2,425 yards, ran for 737 yards and completed the campaign as the nation's third-leading scorer.

Mullen spent the two years before his Bowling Green stint as a graduate assistant at Notre Dame, and before that assisted with Syracuse's 1998 BIG EAST championship and Orange Bowl run.

A two-year starter at tight end for Ursinus College in Collegeville, Pa., Mullen earned first-team All-Centennial Conference honors as a senior. He is married to the former Megan West, and the couple has two children, one son and one daughter.



## MULLEN GAME-BY-GAME RESULTS

### 2009 RESULTS

Date	Opponent	Result/Score
Sept. 5	JACKSON STATE	W, 45-7
Sept. 12	* at Auburn	L, 24-49
Sept. 19	* at Vanderbilt	W, 15-3
Sept. 26	* #7 LSU	L, 26-30
Oct. 3	#25 GEORGIA TECH	L, 31-42
Oct. 10	HOUSTON (HC)	L, 24-31
Oct. 17	at Middle Tennessee	W, 27-6
Oct. 24	* #1 FLORIDA	L, 19-29
Oct. 31	* at Kentucky	W, 31-24
Nov. 14	* #3 ALABAMA	L, 3-31
Nov. 21	* at Arkansas (@ Little Rock)	L, 21-42
Nov. 28	* #20 OLE MISS	W, 41-27

### 2010 RESULTS

Date	Opponent	Result/Score
Sept. 4	MEMPHIS	W, 49-7
Sept. 9	* #20 AUBURN (Thurs.)	L, 14-17
Sept. 18	* at #12 LSU	L, 7-29
Sept. 25	* GEORGIA	W, 24-12
Oct. 2	ALCORN STATE	W, 49-16
Oct. 9	at Houston	W, 47-24
Oct. 16	* at #22 Florida	W, 10-7
Oct. 23	UAB (HC)	W, 29-24
Oct. 30	* KENTUCKY	W, 24-17
Nov. 13	* at #11 Alabama	L, 10-30
Nov. 20	* #13 ARKANSAS	L, 31-38 (2OT)
Nov. 27	* at Ole Miss	W, 31-23
Jan. 1	vs. Michigan (Gator Bowl)	W, 52-14

### 2011 RESULTS

Date	Opponent	Result/Score
Sept. 1	at Memphis (Thurs.)	W, 59-14
Sept. 10	* at #23 Auburn	L, 34-41
Sept. 15	* #3 LSU (Thurs.)	L, 6-19
Sept. 24	LOUISIANA TECH	W, 26-20 (OT)
Oct. 1	* at Georgia	L, 10-24
Oct. 8	at UAB	W, 21-3
Oct. 15	* #13 SOUTH CAROLINA	L, 12-14
Oct. 29	* at Kentucky	W, 28-16
Nov. 5	UT MARTIN (HC)	W, 55-17
Nov. 12	* #3 ALABAMA	L, 7-24
Nov. 19	* at #6 Arkansas (@ Little Rock)	L, 17-44
Nov. 26	* OLE MISS	W, 31-3
Dec. 30	vs. Wake Forest (Music City Bowl)	W, 23-17

### 2012 RESULTS

Date	Opponent	Result/Score/Time
Sept. 1	JACKSON STATE	W, 56-9
Sept. 8	* AUBURN	W, 28-10
Sept. 15	at Troy	W, 30-24
Sept. 22	SOUTH ALABAMA	W, 30-10
Oct. 6	* at Kentucky	W, 27-14
Oct. 13	* TENNESSEE	W, 41-31
Oct. 20	MTSU (HC)	W, 45-3
Oct. 27	* at #1 Alabama	L, 7-38
Nov. 3	* #16 TEXAS A&M	L, 13-38
Nov. 10	* at LSU	L, 17-37
Nov. 17	* ARKANSAS	W, 45-14
Nov. 24	* at Ole Miss	L, 24-41
Jan. 1	vs. Northwestern (Gator Bowl)	L, 20-34

### COACHING EXPERIENCE

2009-	Mississippi State University (Head Coach)
2005-08	Florida (Offensive Coordinator/ Quarterbacks)
2003-04	Utah (Quarterbacks)
2001-02	Bowling Green (Quarterbacks)
1999-00	Notre Dame (Graduate Assistant Offense)
1998	Syracuse (Graduate Assistant Offense)
1996-97	Columbia (Wide Receivers)
1994-95	Wagner (Wide Receivers)

### PERSONAL INFORMATION

Birthdate: April 27, 1972  
 Hometown: Manchester, N.H.  
 Education: 1994 – Bachelor's Degree in Exercise and Sport Science from Ursinus College; 1996 – Master's Degree in Education from Wagner College  
 Wife: Megan  
 Children: Canon and Breelyn Elisabeth

GENERAL INFO

2013 BULLDOGS

COACHES

2012 SEASON RECAP

FOOTBALL HISTORY

TEAM RECORDS

INDIVIDUAL RECORDS

STADIUM RECORDS

BOWLS



# COACHING RECORDS

## GENERAL INFO

### DAN MULLEN COACHED PLAYERS IN THE NFL

WR Dallas Baker (7th) – Florida – Pittsburgh Steelers  
 RB Vick Ballard (5th) – Mississippi State – Indianapolis Colts  
 DB Johnthan Banks (2nd) – Mississippi State – Tampa Bay Buccaneers  
 S Wade Bonner (FA) – Mississippi State – Philadelphia Eagles  
 DL Josh Boyd (5th) – Mississippi State – Green Bay Packers  
 QB John Brantley (FA) – Florida – Baltimore Ravens  
 WR Chad Bumphis (FA) – Mississippi State – Miami Dolphins  
 OG Lance Butler (FA) – Florida – Cleveland Browns  
 WR Andre Caldwell (3rd) – Florida – Cincinnati Bengals  
 OL James Carmon (FA) – Mississippi State – Buffalo Bills  
 LB Jamar Chaney (7th) – Mississippi State – Philadelphia Eagles  
 DL Dewayne Cherrington (FA) – Mississippi State – New England Patriots  
 WR Arceto Clark (FA) – Mississippi State – Seattle Seahawks  
 WR Riley Cooper (5th) – Florida – Philadelphia Eagles  
 DL Fletcher Cox (1st) – Mississippi State – Philadelphia Eagles  
 RB Anthony Dixon (6th) – Mississippi State – San Francisco 49ers  
 OL Marcus Gilbert (2nd) – Florida – Pittsburgh Steelers  
 OT Randy Hand (FA) – Florida – New England Patriots  
 QB Josh Harris (6th) – Bowling Green – Baltimore Ravens  
 WR Percy Harvin (1st) – Florida – Minnesota Vikings  
 OG Maurice Hurt (7th) – Florida – Washington Redskins  
 TE Cornelius Ingram (5th) – Florida – Philadelphia Eagles  
 WR Chad Jackson (2nd) – Florida – New England Patriots  
 QB Omar Jacobs (5th) – Bowling Green – Pittsburgh Steelers  
 OL Addison Lawrence (FA) – Mississippi State – Baltimore Ravens

LB Cameron Lawrence – Mississippi State – Dallas Cowboys  
 QB Chris Leak (FA) – Florida – Chicago Bears  
 DL Kyle Love (FA) – Mississippi State – New England Patriots  
 DL Pernell McPhee (5th) – Mississippi State – Baltimore Ravens  
 C Drew Miller (FA) – Florida – Jacksonville Jaguars  
 S Charles Mitchell (6th) – Mississippi State – Atlanta Falcons  
 RB Kestahn Moore (FA) – Florida – Tennessee Titans  
 WR Louis Murphy (4th) – Florida – Oakland Raiders  
 WR David Nelson (FA) – Florida – Buffalo Bills  
 C Maurkice Pouncey (1st) – Florida – Pittsburgh Steelers  
 C Mike Pouncey (1st) – Florida – Miami Dolphins  
 RB Chris Rainey (5th) – Florida – Pittsburgh Steelers  
 OL Quentin Saulsberry (FA) – Mississippi State – Minnesota Vikings  
 OL Derek Sherrod (1st) – Mississippi State – Green Bay Packers  
 DB Darius Slay (2nd) – Mississippi State – Detroit Lions  
 QB Alex Smith (1st) – Utah – San Francisco 49ers  
 OL Phil Trautwein (FA) – Florida – St. Louis Rams  
 QB Tim Tebow (1st) – Florida – Denver Broncos  
 WR Deonte Thompson (FA) – Florida – Baltimore Ravens  
 OT Tavares Washington (FA) – Florida – San Francisco 49ers  
 OL Jason Watkins (FA) – Florida – Buffalo Bills  
 LB Chris White (6th) – Mississippi State – Buffalo Bills  
 LB K.J. Wright (4th) – Mississippi State – Seattle Seahawks  
 RB DeShawn Wynn (7th) – Florida – Green Bay Packers

## 2013 BULLDOGS

## COACHES

### DAN MULLEN SUPERLATIVES

## 2012 SEASON RECAP

## FOOTBALL HISTORY

## TEAM RECORDS

## INDIVIDUAL RECORDS

## STADIUM RECORDS

## BOWLS

#### MISSISSIPPI STATE TEAM RECORDS

	High	Year	Low	Year (Last Time)
Final Score	59	2011, Memphis	3	2009, Alabama
1st Quarter Points	23	2010, Houston	0	Many Times
2nd Quarter Points	28	2010, Alcorn State	0	Many Times
Halftime Score	35	2x (2012, Jackson State)	0	6x (2012, Texas A&M)
3rd Quarter Points	21	2x (2012, MTSU)	0	Many Times
4th Quarter Points	17	2010, Georgia	0	Many Times
First Downs	32	2010, Arkansas	9	2011, Alabama
Rushing Attempts	70	2010, Arkansas	21	2012, Alabama
Net Yards Rushing	409	2010, Houston	12	2011, Alabama
Net Yards Passing	372	2010, Memphis	33	2010, Florida
Passes Attempted	40	2009, LSU	9	2010, Florida
Passes Completed	27	2012, LSU	4	2010, Florida
Had Intercepted	5	2010, LSU	0	Many Times
Total Offensive Plays	100	2010, Arkansas	53	2011, Kentucky
Total Net Yards	645	2011, Memphis	193	2011, LSU
Average Gain Per Play	9.3	2011, Memphis	2.2	2011, Alabama
Fumbles Lost	4	2009, Georgia Tech	0	Many Times
Penalties	12	2009, Jackson State	1	2x (2012, Tennessee)
Penalty Yards	152	2009, Jackson State	7	2011, South Carolina
Punts	8	2x (2010, Kentucky)	0	2009, Georgia Tech
Yards Punting	345	2010, Kentucky	0	2009, Georgia Tech
Average Yards Per Punt	49.0	2009, Jackson State	28.0	2012, Jackson State
Punt Returns	6	2011, Memphis	0	Many Times
Punt Return Yards	81	2011, Louisiana Tech	-1	2x (2011, UAB)
Kickoff Returns	7	7x (2012, LSU)	0	2012, Auburn
Kickoff Return Yards	216	2009, Georgia Tech	0	3x (2012, Auburn)
Interceptions	4	2009, Middle Tennessee St.	0	Many Times
Interceptions Yards	120	2009, Florida	-1	2011, LSU
Possession Time	39:02	2010, Houston	22:10	2011, LSU
3rd-Down Conversions	10 of 14	2011, UT Martin	1 of 13	2012, Ole Miss
4th-down Conversions	5 of 5	2010, Michigan	0 of 4	2009, LSU

#### OPPONENT TEAM RECORDS

	High	Year	Low	Year (Last Time)
Final Score	49	2009, Auburn	3	4x (2012, MTSU)
1st Quarter Points	14	9x (2012, Texas A&M)	0	Many Times
2nd Quarter Points	17	2x (2012, LSU)	0	Many Times
Halftime Score	31	2011, Auburn	0	5x (2012, South Alabama)
3rd Quarter Points	17	2012, Ole Miss	0	Many Times
4th Quarter Points	14	7x (2012, Alabama)	0	Many Times
First Downs	36	2012, Texas A&M	9	2x (2010, Memphis)
Rushing Attempts	59	2009, Auburn	16	2010, Houston
Net Yards Rushing	390	2009, Auburn	30	2009, LSU
Net Yards Passing	434	2009, Houston	97	2010, LSU
Passes Attempted	59	2010, Houston	14	2009, Georgia Tech
Passes Completed	39	2009, Houston	8	2009, Jackson State
Had Intercepted	4	2009, Middle Tennessee St.	0	Many Times
Total Offensive Plays	97	2012, Texas A&M	53	2010, Memphis
Total Net Yards	693	2012, Texas A&M	157	2009, Vanderbilt
Average Gain Per Play	8.0	2010, Arkansas	2.6	2009, Vanderbilt
Fumbles Lost	3	3x (2012, Arkansas)	0	Many Times
Penalties	15	2009, Jackson State	2	5x (2013, Northwestern)
Penalty Yards	95	2009, Jackson State	15	2x (2010, Kentucky)
Punts	11	2009, Vanderbilt	1	3x (2012, Texas A&M)
Yards Punting	438	2010, Memphis	11	2011, Michigan
Average Yards Per Punt	48.7	2010, Memphis	11.0	2011, Michigan
Punt Returns	4	2x (2011, Arkansas)	0	Many Times
Punt Return Yards	98	2009, LSU	-8	2011, LSU
Kickoff Returns	10	2011, Memphis	1	4x (2013, Northwestern)
Kickoff Return Yards	191	2011, Michigan	18	2012, Texas A&M
Interceptions	5	2010, LSU	0	Many Times
Interceptions Yards	106	2010, LSU	-1	2010, Auburn
Possession Time	37:50	2011, LSU	20:58	2010, Houston
3rd-Down Conversions	8 of 13	2009, Georgia Tech	2 of 17	2011, Wake Forest
4th-down Conversions	2 of 2	4x (2012, Troy)	0 of 5	2011, Michigan

#### MISSISSIPPI STATE INDIVIDUAL RECORDS

	High	Player	Year (Last Time)
Rushing Attempts	33	A. Dixon/V. Ballard	2x (Ballard, 2010 vs. Arkansas)
Rushing Yards	252	Anthony Dixon	2009, Kentucky
Rushing Touchdowns	3	Vick Ballard	5x (Ballard, 2010 vs. Memphis)
Longest Rush	75	Vick Ballard	2010, Alcorn State
Passing Attempts	39	Tyler Russell	2012, Kentucky
Passing Completions	26	Tyler Russell	2012, LSU
Interceptions Thrown	4	Tyler Russell	2013, Northwestern
Passing Yards	295	Tyler Russell	2012, LSU
Passing Touchdowns	4	Tyler Russell	2x (2010, Memphis/2012, Arkansas)
Longest Pass	81	Chris Relf	2011, Michigan
Most Times Sacked	5	Chris Relf	2x (2010, Arkansas)
Receptions	9	Chad Bumphis	3x (2012, UK & LSU/2010, Alcorn St.)
Receiving Yards	180	Chad Bumphis	2012, Troy
Receiving Touchdowns	3	Chad Bumphis	2012, Troy
Longest Reception	81	LaDarius Perkins	2011, Michigan
All-Purpose Yards	319	LaDarius Perkins	2010, Ole Miss
Punting Yards	345	Heath Hutchins	2010, Kentucky
Average Yards Per Punt	49.0	Heath Hutchins	2009, Jackson State
Longest Punt	63	Heath Hutchins	2010, Kentucky
Punts Inside 20	5	Heath Hutchins	2010, Kentucky
Punt Returns	4	L. Berry/C. Bumphis	3x (Bumphis, 2010, Kentucky)
Punt Return Yards	82	Chad Bumphis	2011, Louisiana Tech
Longest Punt Return	82	Chad Bumphis	2011, Louisiana Tech
Kick Returns	7	Leon Berry	2x (2009, Florida)
Kick Return Yards	186	Leon Berry	2009, Auburn
Longest Kickoff Return	100	Jameon Lewis	2012, Ole Miss
Interceptions	2	*Seven Players*	11x (N. Whitley, 2013, Northwestern)
Interception Return Yards	120	Johnthan Banks	2009, Florida
Longest Interception Return	100	Johnthan Banks	2009, Florida
Points Scored By Kicking	17	Derek DePasquale	2010, UAB
Field Goals Made	5	Derek DePasquale	2010, UAB
Longest Field Goal Made	49	Sean Brauchle	2009, Vanderbilt
Tackles	18	Brandon Wilson	2011, Louisiana Tech
Tackles for Loss	4.5	Chris White	2010, Florida
Sacks	2.5	Chris White	2x (2010, Florida)

#### OPPONENT INDIVIDUAL RECORDS

	High	Player	Year (Last Time)
Rushing Attempts	32	Trent Richardson	2011, Alabama
Rushing Yards	187	Knile Davis	2010, Arkansas
Rushing Touchdowns	3	Kodi Burns	2009, Auburn
Longest Rush	78	Brandon Bridge	2010, Alcorn State
Passing Attempts	57	David Piland	2010, Houston
Passing Completions	39	Case Keenum	2009, Houston
Interceptions Thrown	3	3x	(Kiehl Frazier, 2012)
Passing Yards	434	Case Keenum	2009, Houston
Passing Touchdowns	5	2x	(Bo Wallace, 2012)
Longest Pass	89	Ryan Mallett	2010, Arkansas
Most Times Sacked	6	Tanner Price	2011, Wake Forest
Receptions	13	Matt Roark	2011, Kentucky
Receiving Yards	174	Demaryius Thomas	2009, Georgia Tech
Receiving Touchdowns	3	Donte Moncrief	2012, Ole Miss
Longest Reception	89	Jarius Wright	2010, Arkansas
All-Purpose Yards	292	Randall Cobb	2010, Kentucky
Punting Yards	473	Brett Upson	2009, Vanderbilt
Average Yards Per Punt	48.7	Tom Horney	2010, Memphis
Longest Punt	67	Chas Henry	2010, Florida
Punting - Inside the 20	5	Brett Upson	2009, Vanderbilt
Punt Returns	3	*Four Players*	3x (Philander Moore, Ole Miss, 2011)
Punt Return Yards	93	Chad Jones	2009, LSU
Longest Punt Return	93	Chad Jones	2009, LSU
Kick Returns	7	Martavious Odoms	2011, Michigan
Kick Return Yards	163	Martavious Odoms	2011, Michigan
Longest Kickoff Return	100	Onterio McCalebb	2012, Auburn
Interceptions	2	*Six Players*	6x (Morris Claiborne, 2011, LSU)
Interception Return Yards	100	Craig Loston	2012, LSU
Longest Interception Return	100	Craig Loston	2012, LSU
Points Scored By Kicking	17	Josh Jasper	2010, LSU
Field Goals Made	5	Josh Jasper	2010, LSU
Longest Field Goal Made	51	Josh Jasper	2010, LSU
Tackles	21	A.J. Johnson	2012, Tennessee
Tackles for Loss	3.0	*Seven Players*	7x (2013, Tyler Scott, Northwestern)
Sacks	3.0	J. Bequette/C. Dunlap	2x (2009, Jake Bequette, Arkansas)

# COACHING RECORDS



## STREAKS & RECORDS UNDER DAN MULLEN

	STREAK	RECORD
Overall .....	L2	29-22
Home.....	W1	16-11
Away .....	L3	11-10
Neutral .....	L1	2-1
SEC Games.....	L1	13-19
Non-Conference Games .....	L1	16-3
Day Games .....	L1	9-9
Night Games.....	L3	20-13
January .....	L1	1-1
September.....	W5	10-6
October.....	L1	12-6
November .....	L1	5-9
December .....	W1	1-0
vs. Top 10 Teams (AP).....	L8	0-8
vs. Top 25 Teams (AP).....	L11	2-17
When MSU Scores First .....	W1	20-6
When Opponent Scores First.....	L4	9-16
When MSU Leads at Halftime .....	W16	25-2
When Tied at Halftime .....	L2	1-2
When Opp. Leads at Halftime .....	L6	3-18
When MSU Leads After 3rd .....	W28	28-0
When Tied After 3rd .....	L1	1-2
When Opp. Leads After 3rd .....	L20	0-20
When MSU Scores 25+ points.....	W12	23-4
When Opp. Scores 25+ points.....	L5	6-18
When MSU Rushes for 100+ yards.....	L1	29-13
When Opp. Rushes for 100+ yards .....	L2	16-20
When MSU Rushes for <100 yards.....	L9	0-9
When Opp. Rushes for <100 yards .....	W10	13-2

## TOP-10 WINNINGEST MSU COACHES (WINS)

	HEAD COACH (ALMA MATER)	YEARS	TENURE	RECORD	PCT.
1.	Jackie Sherrill (Alabama)	13	1991-2003	75-75-2	.500
2.	Allyn McKeen (Tennessee)	9	1939-48	65-19-3	.764
3.	Emory Bellard (Southwest Texas State)	7	1979-85	37-42	.468
4.	<b>Dan Mullen (Ursinus College)</b>	<b>4</b>	<b>2009-Present</b>	<b>29-22</b>	<b>.569</b>
	W.D. Chadwick (Marietta)	5	1909-13	29-12-2	.698
6.	Wade Walker (Oklahoma)	6	1956-61	22-32-2	.411
7.	Rockey Felker (Mississippi State)	5	1986-90	21-34	.382
	Sylvester Croom (Alabama)	4	2004-08	21-38	.356
	Bob Tyler* (Mississippi)	6	1973-78	21-44-2	.328
10.	Ralph Sasse (Army)	3	1935-37	20-10-2	.656
	Paul Davis (Ole Miss)	5	1962-66	20-28-2	.420

## TOP-10 WINNINGEST MSU COACHES (%)

	HEAD COACH (ALMA MATER)	YEARS	TENURE	RECORD	PCT.
1.	Allyn McKeen (Tennessee)	9	1939-48	65-19-3	.764
2.	Sid Robinson (Colgate)	3	1917-19	15-5	.750
3.	W.D. Chadwick (Marietta)	5	1909-13	29-12-2	.698
4.	Ralph Sasse (Army)	3	1935-37	20-10-2	.656
5.	E.C. Hayes (Albion)	3	1914-16	15-8-2	.640
6.	Earl Able (Colgate)	2	1923-24	10-6-2	.611
7.	Murray Warmath (Tennessee)	2	1952-53	10-6-3	.605
8.	Darrell Royal (Oklahoma)	2	1954-55	12-8	.600
9.	<b>Dan Mullen (Ursinus College)</b>	<b>4</b>	<b>2009-Present</b>	<b>29-22</b>	<b>.569</b>
10.	Fred Furman (Cornell)	2	1907-08	9-7	.563

## MSU CHRONOLOGICAL COACHING RECORDS

	HEAD COACH (ALMA MATER)	YEARS	TENURE	RECORD	PCT.
	W.M. Matthews (Mississippi State)	1	1895	0-2	.000
	J.B. Hildebrand (Vanderbilt)	1	1896	0-4	.000
	L.B. Harvey (Georgetown)	1	1901	2-2-1	.500
	L. Gwinn (Auburn)	1	1902	1-4-1	.250
	Dan Martin (Auburn)	4	1903-06	10-11-3	.479
	Fred Furman (Cornell)	2	1907-08	9-7	.563
	W.D. Chadwick (Marietta)	5	1909-13	29-12-2	.698
	E.C. Hayes (Albion)	3	1914-16	15-8-2	.640
	Sid Robinson (Colgate)	3	1917-19	15-5	.750
	Fred Holtkamp (Ohio State)	2	1920-21	9-7-1	.559
	C.R. Dudy Noble (Mississippi State)	1	1922	3-4-2	.444
	Earl Able (Colgate)	2	1923-24	10-6-2	.611
	Bernie Bierman (Minnesota)	2	1925-26	8-8-1	.500
	J.W. Hancock (Iowa)	3	1927-29	8-12-4	.417
	Chris Cagle (Army)	1	1930	2-7	.222
	Ray Dauber (Iowa)	2	1931-32	5-11	.313
	Ross McKechnie (Washington)	2	1933-34	7-12-1	.375
	Ralph Sasse (Army)	3	1935-37	20-10-2	.656
	Spike Nelson (Iowa)	1	1938	4-6	.400
	Allyn McKeen (Tennessee)	9	1939-48	65-19-3	.764
	Slick Morton (LSU)	3	1949-51	8-18-1	.315
	Murray Warmath (Tennessee)	2	1952-53	10-6-3	.605
	Darrell Royal (Oklahoma)	2	1954-55	12-8	.600
	Wade Walker (Oklahoma)	6	1956-61	22-32-2	.411
	Paul Davis (Ole Miss)	5	1962-66	20-28-2	.420
	Charley Shira (Mississippi State)	6	1967-72	16-45-2	.270
	*Bob Tyler (Ole Miss)	6	1973-78	21-44-2	.328
	Emory Bellard (Southwest Texas State)	7	1979-85	37-42	.468
	Rockey Felker (Mississippi State)	5	1986-90	21-34	.382
	Jackie Sherrill (Alabama)	13	1991-2003	75-75-2	.500
	Sylvester Croom (Alabama)	5	2004-08	21-38	.356
	<b>Dan Mullen (Ursinus College)</b>	<b>4</b>	<b>2009-Present</b>	<b>29-22</b>	<b>.569</b>
<b>32 Coaches</b>		<b>113</b>	<b>1895-Present</b>	<b>514-549-39</b>	<b>.484</b>

## MOST WINS BY MSU COACH IN EGG BOWL

	HEAD COACH (ALMA MATER)	SEASONS	YEARS	RECORD	PCT.
1.	Jackie Sherrill (Alabama)	13	1991-2003	7-6	.538
2.	Allyn McKeen (Tennessee)	9	1939-48	5-4	.556
3.	Sid Robinson (Colgate)	3	1917-19	4-0	1.000
4.	<b>Dan Mullen (Ursinus College)</b>	<b>4</b>	<b>2009-12</b>	<b>3-1</b>	<b>.750</b>
	Bob Tyler* (Ole Miss)	6	1973-78	3-3	.500

\* - All wins in the 1975-77 seasons were forfeited by the NCAA, except for the 1975 Memphis State and North Texas State games.

GENERAL INFO

2013 BULLDOGS

COACHES

2012 SEASON RECAP

FOOTBALL HISTORY

TEAM RECORDS

INDIVIDUAL RECORDS

STADIUM RECORDS

BOWLS



# THE COACHES

GENERAL INFO



## LES KOENNING

**Offensive Coordinator / Quarterbacks • Fifth Season**

**Texas, 1981**



2013 BULLDOGS

Head Coach Dan Mullen spent the first 14 years of his career coaching on the offensive side of the ball and four at Florida as offensive coordinator. When he began his search for an offensive coordinator, Mullen found Les Koenning - a coach with more than 25 years of experience and a wealth of knowledge not only about developing quarterbacks but also about the spread offense.

COACHES

Koenning is not only experienced coaching on the collegiate level in general, he gained some of that knowledge during a previous stop at Mississippi State. His second full-time position in the college ranks was a four-year stint in Starkville from 1986-89.

In just four short years, Koenning's offense has nearly doubled the average number of points scored (15.2 ppg in 2008; 29.5 in 2012) and has developed the Bulldog offense into an attack that has never been seen in Starkville. The last three seasons marked the highest combined three-year offensive output in school history (14,825 yards), breaking almost every single offensive school record in the process.

During the 2012 Bulldog season, Koenning led the Bulldog passing attack to four different school records through the air: passing yardage, completion percentage, completions and touchdowns. With the success of the MSU passing attack something Starkville has never seen, the Koenning-led offense also set a school record in points scored (383).

In 2011, the Bulldog offense set the then school record for passing touchdowns in a season (19) and finished second all-time in school history in total offense and first downs. Koenning's offense finished in the top 10 in passing yards, completions and completion percentage.

The year before, State placed among the top 10 in school history in the following categories: passing yardage, completion percentage, passing touchdowns, rushing attempts, rushing yards, rushing touchdowns, total plays, total offensive yards, per-game offense and first downs.

Koenning came to Mississippi State from South Alabama, where he spent 2008 as the offensive coordinator for the newly developed Jaguar program.

Prior to his one-year stay at South Alabama, Koenning, 54, spent five years on the Texas A&M staff, serving as offensive coordinator and working with the quarterbacks. He has spent the last 15 years of his career coordinating offenses and calling plays, starting in 1998 at Duke before stops at Houston (1999), TCU (2000) and Alabama (2001-03).

A native of Houston, Texas, Koenning began his career with graduate assistantships at Texas and Alabama before being named wide receivers coach and recruiting coordinator at Louisiana-Lafayette in 1985.

Koenning then served as running backs and wide receivers coach for Rocky Felker at Mississippi State from 1986-89. He moved to Rice as wide receivers coach from 1990-93 before taking the same position at Texas A&M. Koenning gained a year of experience in the NFL with the Miami Dolphins during the 1997 season before returning to his college roots.

A 1981 graduate of Texas with a degree in health and physical education, Koenning added a master's degree in sports management two years later. He and his wife, Lisa, have two children, Les and Lana.

2012 SEASON RECAP

FOOTBALL HISTORY

TEAM RECORDS

INDIVIDUAL RECORDS

STADIUM RECORDS

BOWLS

### COACHING EXPERIENCE

2009-	Mississippi State (Offensive Coordinator/ Quarterbacks)
2008-09:	South Alabama (Offensive Coordinator / Quarterbacks)
2003-07:	Texas A&M (Offensive Coordinator / Quarterbacks)
2001-02:	Alabama (Offensive Coordinator / Quarterbacks)
2000:	TCU (Passing Game Coordinator / Quarterbacks)
1999:	Houston (Offensive Coordinator / Quarterbacks)
1998:	Duke (Offensive Coordinator / Quarterbacks)
1997:	Miami Dolphins (Offensive Assistant)
1994-96:	Texas A&M (Wide Receivers)
1993(Dec.):	Duke (Wide Receivers)
1990-93:	Rice (Wide Receivers)
1986-89:	Mississippi State (Running Backs / Wide Receivers)
1985:	Louisiana-Lafayette (Wide Receivers / Recruiting Coordinator)
1984:	Alabama (Graduate Assistant)
1981-83:	Texas (Graduate Assistant)

### PERSONAL INFORMATION

Birthdate: Feb. 10, 1959

Hometown: Houston, Texas

Education: 1981 – Bachelor's in Health and Physical Education from Texas  
1983 – Master's in Sports Management from Texas

Wife: Lisa

Children: Les and Lana



## GEOFF COLLINS

**Defensive Coordinator / Linebackers • Third Season**

**Western Carolina, 1994**



GENERAL INFO

2013 BULLDOGS

COACHES

2012 SEASON  
RECAP

FOOTBALL  
HISTORY

TEAM RECORDS

INDIVIDUAL  
RECORDS

STADIUM  
RECORDS

BOWLS

Coined the "Minister of Mayhem," Geoff Collins comes into his first season as MSU full-time defensive coordinator preaching defensive mayhem to his troops. Collins came to Mississippi State in 2011 as the co-defensive coordinator and linebackers coach after putting together a remarkable resume during stints at Florida International and UCF.

After being given the opportunity to call plays during the Gator Bowl, the Collins-led defense had one of its best defensive performances of the year. A three-interception day with two tackles for loss, four pass breakups and two quarterback hurries gave fans a small taste of what to expect in year one with Collins getting the full-time gig.

In just two seasons, Collins has already sent a Bulldog from his position to the NFL with Cameron Lawrence signing as a free agent with the Dallas Cowboys in 2013.

Last season, Collins led two linebackers to place in the top seven in the SEC in total tackles: All-SEC LB Cameron Lawrence (120) and Freshman All-American Benardrick McKinney (102). Lawrence became the first Bulldog with 100-plus tackles in back-to-back seasons for the first time since 1994-95, while McKinney tied for second in the country in total tackles by a freshman and seventh overall in the SEC. With State not having had two players in the top 10 in the SEC in tackles since 1997, Collins has accomplished the feat in each of his first two seasons in Starkville.

Collins immediately raised the bar at linebacker for the MSU squad in 2011, coaching Lawrence to 123 total tackles, ranking top five in the SEC. In addition, former walk-on Brandon Wilson reached 94 tackles last season under Collins' tutelage.

In his year before joining the Bulldogs, Collins' defensive unit led the Sun Belt in total defense, scoring defense, pass efficiency defense and turnover margin; all a remarkable accomplishment for a group that finished 119th nationally in total defense and 111th in scoring defense in 2009. The Panthers' sack totals nearly doubled, and the pass defense improved from 108th nationally to 32nd in 2010. For his efforts, Collins was a finalist for the Broyles Award - given annually to the nation's top assistant coach.

Collins made the move to FIU after a pair of seasons as the linebackers coach and recruiting coordinator at UCF. In his first season in Orlando, Collins helped UCF's defense rank second in Conference USA in total and scoring defense. Before joining the Knights' staff, Collins spent a year as the director of player personnel at Alabama. The previous year at Georgia Tech, Collins' efforts led to the Yellow Jackets best recruiting class in their storied history.

In 2002 Collins became the defensive coordinator/defensive backs coach at his alma mater, Western Carolina, and inherited one of the worst defensive units statistically in the NCAA Football Championship Subdivision. In 2003, under Collins' direction, the Catamount defense emerged as one of the best in the nation.

In 2005, the Western Carolina defense was ranked No. 1 nationally in pass defense along with being ranked 18th nationally in total defense. Collins' unit also finished ranked first in the Southern Conference in total defense and pass defense along with several other defensive categories.

Prior to returning to Western Carolina, Collins spent three years with current UCF Head Coach George O'Leary at Georgia Tech. Collins began his career on the Flats as the defensive graduate assistant working with the linebackers in 1999 and with the defensive backs in 2000.

Before his days at Georgia Tech, Collins spent two years as the defensive coordinator and linebackers and secondary coach at Albright College in Reading, Pa. In 1997, the NCAA Division III program boasted the leading defense in its conference and ranked in the top 10 nationally in all defensive categories.

In 1996, Collins served as an assistant coach at Fordham, working with the outside linebackers while also serving as the junior varsity defensive coordinator. He also spent one season (1995) as an assistant coach at Franklin (N.C.) High School while student teaching in the Macon County Public Schools.

During his playing days at Western Carolina, Collins tallied 194 tackles as an outside linebacker and defensive back from 1989-92. He was the team's fifth-leading tackler as a junior with 68, while registering 6.0 tackles for loss. As a senior, he helped Western to a 7-4 record, logging 62 total takedowns and 5.0 tackles for loss. He began his coaching career as a student assistant on the Western Carolina staff in 1993.

A native of Conyers, Ga., who attended Rockdale County High School, Collins earned a bachelor's degree from Western Carolina in sport management and exercise science in 1994, and then completed the education curriculum in 1995. He did postgraduate work in psychology at Fordham University and Georgia Tech.

### COACHING EXPERIENCE

2011-	Mississippi State (Defensive Coordinator / Linebackers)
2010:	Florida International (Defensive Coordinator / Linebackers)
2008-09:	UCF (Linebackers / Recruiting Coordinator)
2007:	Alabama (Director of Player Personnel)
2006:	Georgia Tech (Recruiting Coordinator)
2002-05:	Western Carolina (Defensive Coordinator / Defensive Backs)
1999-2001:	Georgia Tech (Graduate Assistant)
1997-98:	Albright College (Defensive Coordinator / Linebackers)
1995:	Franklin (N.C.) High School
1993-94:	Western Carolina (Student Assistant)

### PERSONAL INFORMATION

Birthdate: April 10, 1971  
 Hometown: Conyers, Ga.  
 Education: 1994 – Bachelor's degree from Western Carolina  
 Wife: Jennifer



# THE COACHES

GENERAL INFO

2013 BULLDOGS

COACHES

2012 SEASON RECAP

FOOTBALL HISTORY

TEAM RECORDS

INDIVIDUAL RECORDS

STADIUM RECORDS

BOWLS



## BILLY GONZALES

Wide Receivers • First Season

Colorado State, 1994



Coach Dan Mullen was faced with filling a spot on his coaching staff with the loss of wide receivers coach Tim Brewster following the 2012 season. After a brief search, he found his perfect fit in friend and former coaching cohort, Billy Gonzales. Having coached eight combined seasons at Bowling Green, Utah and Florida with Mullen, Gonzales comes to Starkville with 20 years of college coaching experience and an offensive mindset nearly identical to his boss. Gonzales' resume gleams greatness as he's coached three National Championship games with Florida and LSU all during a six-year span.

Gonzales will coach the Bulldog wide receivers following a one-year stint as co-offensive coordinator and wide receivers coach at Illinois. Prior to coaching up the Fighting Illini, Gonzales coached up the Tigers of LSU as the passing game coordinator and wide receivers coach. During his time in Baton Rouge, Gonzales helped the Tigers to the 2012 BCS National Championship game. His development of Odell Beckham Jr. and Reuben Randle were apparent during the Tigers' season, as he led them to Freshman All-SEC and first-team All-SEC accolades respectively.

Prior to his stint at LSU, Gonzales coached beside Mullen under Urban Myer at the University of Florida. During his time as wide receivers coach, the Gators' high-octane offense translated to two BCS national championships in 2006 and 2008.

At Florida, Gonzales saw seven players drafted under his command, with his crown jewel being a first-round selection of Percy Harvin in 2009. In addition, Gonzales produced seven All-SEC wide receivers in his five seasons.

During his two seasons at Utah as wide receivers coach and co-special teams coordinator, Gonzales saw the Utes to a 22-2 record and two bowl wins, including a 35-7 thrashing of Pittsburgh in the 2005 Fiesta Bowl. The Utes offense averaged 499.8 yards and 45.3 points per game, each ranking third in the country in their respective categories. Under Gonzales' watch, three Utah receivers were First-Team All-Mountain West: tight end Ben Moa (2003), wide receiver Paris Warren (2003) and wide receiver Steve Savoy (2004).

As a special teams guru, Gonzales led Utah to 28.2 yards per kickoff return in 2003, which was good enough for the nation's lead. Utah was also third in the country in net punting yard (40.8) and fifth in kickoff returns during the 2004 season (26.2)

Gonzales spent the 2001 and 2002 seasons at Bowling Green, serving as wide receivers coach and co-recruiting coordinator. The Falcons were 17-6 in his two years at the school and in 2002, Bowling Green was third in the country in scoring averaging 48 points per game. The Falcon offense also averaged 448.9 yards per game during the 2002 season ranking ninth in the country. Under Gonzales' direction, wide receiver Robert Redd was an All-MAC selection during the coaches' two years at the school and became the school's all-time leader in receptions.

Gonzales got his first full-time coaching position in Division I in 1997 when he accepted a job at Kent State. During his four-year coaching stint with the Golden Flashes, he coached running backs for his opening season followed by three years as the wide receivers coach. As running backs coach, he led running back Astron Whatley to three-time All-MAC selection. As wide receivers coach, Gonzales tutored Eugen Baker to a Third-Team All-American selection as he became the school's all-time leading receiver.

Prior to a full-time coaching job with the Golden Flashes, Gonzales spent two years as

a graduate assistant at the school from 1995-96. He earned his master's from Kent State in sports administration.

Gonzales broke into the coaching profession in 1994 at MacMurray (Ill.) as wide receivers coach.

A four-year letter winner at Colorado State including two years as starting wide receiver, Gonzales helped the Rams to a 9-4 record during the 1990 season and a win over Oregon in the Freedom Bowl.

Gonzales and his wife, Julie, have two children, Cole and Caylynn.

### COACHING EXPERIENCE

2013-	Mississippi State (Wide Receivers)
2012:	Illinois (Wide Receivers / Co-Offensive Coordinator)
2010-11:	LSU (Passing Game Coordinator / Wide Receivers)
2005-09:	Florida (Wide Receivers)
2003-04:	Utah (Wide Receivers/Special Teams Coordinator)
2001-02:	Bowling Green (Wide Receivers)
1995-2001:	Kent State (Wide Receivers; Running Backs)
1994:	MacMurray (Wide Receivers)

### PERSONAL INFORMATION

Birthdate: July 18, 1971

Hometown: Thornton, Colo.

Education: 1994 – Bachelor's from Colorado State

Wife: Julie

Children: Cole and Caylynn



## JOHN HEVESY

**Running Game Coordinator / Offensive Line • Fifth Season**

**Maine, 1994**



No one can argue with the results put up by John Hevesy's group during his first four years as the Bulldogs' run game coordinator and offensive line coach. In 2009, the line paved the way as the offense led the SEC and finished ninth nationally in rushing, averaging better than 225 yards per game. One year later, State rushed for 214.8 yards per game and increased the total offense numbers. The Bulldogs have eclipsed the 200-yard rushing mark in half of Hevesy's 51 games coaches in Starkville.

Under his direction, Bulldog senior left guard Gabe Jackson is widely regarded as the top offensive guard in the country entering 2013. Jackson earned All-America honors in 2012 and is listed as the top-rated guard prospect for the 2014 NFL Draft.

Junior center Dillon Day comes into 2013 as a preseason favorite for the Rimington Trophy, given annually to the nation's best center. It is his second-consecutive season on the watch list, after being developed into a Freshman All-American at the position under the direction of Hevesy in 2011.

In his first two seasons, Hevesy tutored left tackle Derek Sherrod, an All-American selection and a first round draft choice in the 2011 NFL draft. In his third season, Hevesy coached All-SEC offensive lineman Gabe Jackson and freshman All-American center Dillon Day. Now seasoned veterans, Jackson has matured into a unanimous All-American as a senior, while Day, a junior, is expected to reach All-America status by the end of his senior season.

Hevesy has worked with Head Coach Dan Mullen for a decade, and came to Mississippi State after four years as a member of the University of Florida coaching staff, where he spent time working with both the tight ends and the offensive line. Hevesy has coached in four BCS bowls, including Florida's 2006 and 2008 BCS Title Game victories. In 2008, he coached Florida tight end Aaron Hernandez, as the sophomore caught 34 passes for 381 yards and five scores. Hevesy also assisted with a Florida offensive line which allowed only 16.0 sacks in 14 games and paved the way for a rushing attack that averaged more than 231 yards per game.

In 2007, he tutored two future NFL tight ends in Cornelius Ingram and Hernandez to a combined 43 receptions and 659 yards receiving. Ingram's seven touchdowns receiving matched Andre Caldwell's team leading total and his 14.9 yards per reception were the most of any Gator who had double-digit catches. That season, the Gator offensive line surrendered just 13.0 sacks in 13 games, tying for the second-lowest total in the SEC and fifth nationally.

Despite entering the 2006 season with one player having started a game at his opening-day position, the UF offensive line allowed only 23 sacks on the year, and yielded one-or-less sacks seven times during the campaign. Hevesy showed a penchant for molding individual talents on the interior of the Gators' line. Starting centers Mike Degory and Steve Rissler earned First-Team All-SEC honors as seniors, and Drew Miller earned honorable mention All-SEC.

As the offensive line coach at Utah in 2004, Hevesy directed the front line for one of the most prolific offenses in the country, as the Utes ranked third nationally in scoring, total offense and passing efficiency. Behind the blocking of Hevesy's group, Utah scored on 62-of-67 trips to the red zone en route to an undefeated season and a victory in a BCS bowl game.

Prior to his arrival in Salt Lake City, Hevesy coached the tackles and tight ends at Bowling

Green from 2001-02. In his first year on campus, the line allowed 50 percent fewer sacks than the year before, while the 2002 unit blocked for skill players that amassed more than 5,000 yards of total offense.

During a three-year stint at Brown from 1998-2000, Hevesy coached an offensive line that blocked for 13 school records and saw three of its members earn multiple All-Ivy selections.

A three-year starter on the offensive line at the University of Maine from 1991-93, Hevesy is married to the former Kelli Rogers. The couple has three children: Jack, Taylor and Madison.

### COACHING EXPERIENCE

- 2009- Mississippi State (Running Game Coordinator / Offensive Line)
- 2005-08: Florida (Tight Ends/ Assistant Offensive Line)
- 2003-04: Utah (Offensive Line)
- 2001-02: Bowling Green (Offensive Tackles / Tight Ends)
- 1998-2000: Brown (Offensive Line)
- 1997: Syracuse (Graduate Assistant)
- 1996: Brown (Offensive Tackles / Tight Ends)
- 1994-95: Trinity (Offensive Line)

### PERSONAL INFORMATION

- Birthdate: May 2, 1971
- Hometown: Madison, Conn.
- Education: 1995 – Bachelor in Education from Maine
- Wife: Kelli
- Children: Jack, Taylor and Madison

GENERAL INFO

2013 BULLDOGS

COACHES

2012 SEASON  
RECAP

FOOTBALL  
HISTORY

TEAM RECORDS

INDIVIDUAL  
RECORDS

STADIUM  
RECORDS

BOWLS



# THE COACHES

GENERAL INFO



## TONY HUGHES

Assistant Head Coach / Recruiting Coordinator / Safeties • Fifth Season

Southern Miss, 1980



2013 BULLDOGS

A Mississippi native with a wealth of experience coaching in his home state, Tony Hughes coaches safeties in the defensive backfield and also coordinates the Bulldogs' recruiting efforts. This past spring, Hughes was also named assistant head coach for the Maroon and White.

In 2010, Hughes tutored Nickoe Whitley to Freshman All-SEC honors. Hughes has coached Whitley into earning 2013 preseason All-SEC by several publications. In 2011, Hughes developed Charles Mitchell into one of the top safeties in the SEC, with Mitchell getting drafted in the sixth round by the Atlanta Falcons in April 2012.

Hughes came to Mississippi State after spending one season at Southern Miss, where he coached the secondary. Prior to that stop, Hughes coached for three seasons at Ole Miss. Named one of the Top-25 college football recruiters in the nation by Rivals.com in the spring of 2006, Hughes' first two years were spent tutoring the defensive backs, with his final season in Oxford spent working with the tight ends.

Prior to a two-season tenure at Louisiana Tech, Hughes had spent the previous 10 years on the coaching staff at Hinds Community College in Raymond, Miss., where he served as the defensive coordinator for one year and the secondary coach during his first nine seasons. At Hinds, Hughes coached eight players that later went on to the National Football League, including former Mississippi State standout Fred Smoot.

Before working at Hinds, Hughes' first college stop as a full-time collegiate coach was a two-year stay at West Alabama, where he was the secondary coach in 1992 and 1993. Hughes coached for seven years in the Mississippi high school ranks, serving as the offensive coordinator and offensive backs coach at Hattiesburg High School from 1988-1991. Hughes also spent two seasons as the defensive secondary coach and boys track coach at South Natchez High School in 1986 and 1987. His first high school coaching job came at Philadelphia High School in 1985.

After serving in the United States Marine Corps from 1981 to 1984 and receiving an honorable discharge, he began his coaching career as a graduate assistant at Southern Miss in 1984, working with the defensive backs.

Hughes, who played football and ran track at Forest High School (1974-76) and played defensive back at St. Paul's College (1976-77), was a defensive back for Southern Miss in 1977 and 1978. He earned his bachelor of arts degree in sociology from there in 1980. He is an active member of the Fellowship of Christian Athletes, serving as a member of the Mississippi FCA State Board of Directors in 1999, president of the Mississippi FCA Coaches Council in 1998 and vice-president of the Mississippi FCA Coaches Council in 1997.

Hughes is married to the former Marion McCaleb of Meridian, Miss., and the couple has two sons, Jamison and Jay, the latter of which is a junior defensive back on the MSU football team.

### COACHING EXPERIENCE

2009-	Mississippi State (Assistant Head Coach / Safeties / Recruiting Coordinator)
2008:	Southern Miss (Secondary)
2007:	Ole Miss (Tight Ends)
2005-06:	Ole Miss (Defensive Backs)
2004:	Louisiana Tech (Outside Linebackers)
2003:	Louisiana Tech (Defensive Backs)
2002:	Hinds Community College (Defensive Coordinator)
1994-2001:	Hinds Community College (Secondary)
1992-93:	West Alabama (Secondary)
1988-91:	Hattiesburg High (Offensive Coordinator)
1986-87:	South Natchez (Secondary)
1985:	Philadelphia (Miss.) High School

### PERSONAL INFORMATION

Birthdate: May 22, 1959

Hometown: Forest, Miss.

Education: 1980 – Bachelor's in Sociology from Southern Miss

1985 – Certificate of Education in Social Studies from Southern Miss

Wife: Marion

Children: Jamison and Jay

COACHES

2012 SEASON RECAP

FOOTBALL HISTORY

TEAM RECORDS

INDIVIDUAL RECORDS

STADIUM RECORDS

BOWLS



## GREG KNOX

**Running Backs • Fifth Season**

**Northeastern State, 1986**



With a hotbed of talent to coach at running back, Greg Knox has molded raw backs into All-SEC talent and pros, coaching his first two starting running backs to the NFL and has another NFL hopeful in LaDarius Perkins in 2013. During his senior season, Knox mentored Anthony Dixon as the current San Francisco 49er rushed for a school-record 1,391 yards and found the end zone 12 times. But it wasn't only the All-SEC tailback that thrived under Knox's guidance, as the running backs combined for more than 2,000 yards as the Bulldogs led the conference in rushing yards.

His second season may have been an even greater coaching feat. Without a proven commodity like Dixon, the Bulldog offense used several different backs to accomplish nearly the same thing. Newcomer Vick Ballard burst onto the scene and broke the 58-year-old school record for rushing touchdowns in a single season (19). Knox continued to coach Ballard for his senior season in 2011, when Ballard rewrote the school record book for running backs and went on to be drafted in the fifth round by the Indianapolis Colts in the 2012 NFL Draft.

Last season, Knox was instrumental in coaching first-year starting tailback Perkins. With Knox's help, Perkins finished the 2012 regular season fourth in the SEC in rushing and second in the league in all-purpose yards. Through the first half of the 2012 campaign, Perkins was one of only two players nationally with a rushing touchdown through his first seven games.

Prior to his arrival at Mississippi State, Knox spent his last 14 seasons coaching in the SEC and nearly 20 years coaching offense on the collegiate level. He came to Mississippi State following a 14-year stretch as Head Coach Tommy Tuberville's wide receivers coach at both Ole Miss and Auburn. Knox was also the recruiting coordinator for the last 13 of those seasons.

A veteran of 11 postseason bowl games, Knox helped lead the Auburn offense to the top of the SEC in scoring in both 2004 and 2005. He has tutored six players selected in the NFL Draft.

He helped Ole Miss reach the 1997 Motor City Bowl, and was part of Auburn coaching staffs that finished football seasons in the 2001 Citrus and Peach Bowls, 2003 Capital One and Music City Bowls, the 2005 Sugar Bowl, the 2006 Capital One Bowl, and the 2007 Cotton and Chick-fil-A Bowls.

Of the eight players that he has had selected in the NFL Draft, three came in just two years while at Auburn (Courtney Taylor in 2007, and Ben Obomanu and Devin Aromashodu in 2006). Knox helped Taylor become the school's all-time leader in receptions, and Obomanu finished second in touchdown receptions.

After earning his bachelor's degree while playing quarterback for Northeastern State, Knox began his coaching career at his alma mater in 1988. Knox spent two seasons as a graduate assistant at Northeastern State and two at TCU before being named to the staff at Stephen F. Austin in 1992.

In three seasons on the Lumberjacks staff as the receivers and special teams coach, Knox helped a program that had won only three games in the previous two seasons to the 1993 I-AA playoffs and a Top-25 ranking the following season.

A native of Rosebud, Texas, Knox is married to the former Toralyn Foster, and the couple has three sons: Gregory, Torian and Tyson.

### COACHING EXPERIENCE

2009- Mississippi State (Running Backs)  
1999-2008: Auburn (Wide Receivers / Recruiting Coordinator)  
1996-98: Ole Miss (Wide Receivers / Recruiting Coordinator)  
1995: Ole Miss (Wide Receivers)  
1992-94: Stephen F. Austin (Wide Receivers / Special Teams)  
1990-91: TCU (Graduate Assistant)  
1988-89: Northeastern State (Graduate Assistant)

### PERSONAL INFORMATION

Birthdate: Sept. 10, 1963  
Hometown: Rosebud, Texas  
Education: 1986- Bachelor's from Northeastern State  
1990- Masters from Northeastern State  
Wife: Toralyn  
Children: Gregory, Torian and Tyson

GENERAL INFO

2013 BULLDOGS

COACHES

2012 SEASON  
RECAP

FOOTBALL  
HISTORY

TEAM RECORDS

INDIVIDUAL  
RECORDS

STADIUM  
RECORDS

BOWLS



# THE COACHES

GENERAL INFO



## SCOTT SALLACH

**Tight Ends • Fifth Season**

**Ursinus, 1994**



2013 BULLDOGS

Scott Sallach was hired in 2009 by his former teammate, Head Coach Dan Mullen to coach tight ends for the Bulldogs' offense after Sallach spent the previous 11 seasons in the Ivy League.

Wasting no time, Sallach helped tight end Marcus Green learn the spread attack in 2009 and in his first season, Green finished second on the team with 27 receptions for 306 yards. In 2010, Green was injured early in the year so Sallach had to lean on a less-experienced cast. Brandon Henderson had his most productive season, and Kendrick Cook, Thomas Webb and younger players each stepped up on gameday and in practice.

In 2011, Sallach coached All-SEC freshman phenom Malcolm Johnson, who finished tied for second on the team in touchdowns and managed a team-high 18.7 yards per catch (min. 10 receptions). Johnson was named to the preseason Mackey Award watch list in 2012 and 2013 for the nation's best tight end.

This past season, with Johnson sidelined for the first half of the year, Sallach continued to develop Green's game, with the redshirt senior finishing with a career-high six touchdowns. Green's six scores placed him in the top five in reception touchdowns by a tight end, while his five in conference play tied him for third among tight ends in the country. His performance during the first part of the season put him on the list for the Mackey Award by midseason. Under Sallach's direction in 2012, Green was the only tight end in the country to be named Mackey Player of the Week twice.

A veteran of more than 18 years coaching on the collegiate level, Sallach came to Mississippi State after a six-year stint at Princeton, where he coached wide receivers and quarterbacks.

He added the title of passing game coordinator prior to the 2008 season. During his time at the Ivy League school, he oversaw two of the top four career passing yardage totals and two of the best five season passing yardage efforts as passing game coordinator. He coached two of the top seven all-time receivers at Princeton, and in his six seasons coached nine all-league performers, one of whom was named an All-American.

Before his stop at Princeton, Sallach worked at Dartmouth College for five seasons (1998-2002), Monmouth for three seasons (1995-97) and Hamilton College for one season (1994). At Dartmouth, he coached the wide receivers while assisting with the special teams, specializing in kickoffs and kickoff returns.

During his tenure with the Big Green, the school set school records for completions in a game and season, and passing yards in a season. His instruction assisted a Dartmouth receiver in becoming the institution's all-time top pass-catcher for a single game, a season and a career. Sallach also tutored the school's single season leader in kickoff returns. While at Dartmouth, Sallach's receivers posted five of the school's best six single-game receiving totals, the top two single-game and career receivers, and two of the top three career receiving yardage leaders.

Sallach who, along with Mullen graduated from Ursinus College in 1994 with a bachelor of science degree in exercise and sport science.

Sallach is married to his wife Lindi. The couple has one daughter, Tyler Elizabeth.

COACHES

2012 SEASON RECAP

FOOTBALL HISTORY

TEAM RECORDS

INDIVIDUAL RECORDS

STADIUM RECORDS

BOWLS

### COACHING EXPERIENCE

2009-	Mississippi State (Tight Ends)
2008:	Princeton (Passing Game Coordinator / Wide Receivers / Quarterbacks)
2003-07:	Princeton (Wide Receivers / Quarterbacks)
1998-2002:	Dartmouth (Wide Receivers / Special Teams)
1995-97:	Monmouth (Wide Receivers)
1994:	Hamilton (Wide Receivers)

### PERSONAL INFORMATION

Birthdate:	Dec. 13, 1971
Hometown:	Bound Brook, N.J.
Education:	1994 – Bachelor's in Exercise and Sports Science from Ursinus
Wife:	Lindi
Children:	Tyler Elizabeth



## DESHEA TOWNSEND

**Cornerbacks • First Season**

**Alabama, 1997**

With over 20 years playing elite-level football, Deshae Townsend now has the opportunity to coach elite talent on that level. The Mississippi-bred Townsend returns back to his home to make his collegiate coaching debut as cornerbacks coach in the 2013 season. His first full-time coaching position comes after two seasons as a member of the Arizona Cardinals staff after finishing a 13-year All-Pro career where he won two Super Bowls.

A student of the game, Townsend continues his dream as he breaks into the college game. He comes back home after two seasons as an assistant defensive backs coach under Louie Cioffi with the Arizona Cardinals.

Prior to the start of his coaching career, Townsend was a decorated football player as he played at an elite level each step of the way. As a 13-year pro cornerback, Townsend played in nearly 191 games, starting 80. He racked up 428 tackles (359 solo), 21 interceptions, 15.5 sacks, five fumble recoveries, four forced fumbles and three defensive touchdowns. As a 12-year member of the prestigious Pittsburgh Steeler defense, Townsend started seven games in the postseason, playing in 14 total. He made 42 tackles with two interceptions on his way to garnering two Super Bowl rings in Black and Yellow.

Townsend made trips to Davis Wade Stadium as a college corner but not in Maroon and White. The Mississippi-native was a four-year starter (1994-97) for the Crimson Tide of Alabama, earning First-Team All-SEC honors at corner in 1996. After a stellar career in the SEC, Townsend was drafted in the fourth round (117th) overall by Pittsburgh in the 1998 NFL Draft.

Born and raised not far from Starkville in Batesville, Miss., Townsend was a member of national-power, South Panola High School, help putting the program on the map. He accumulated 1,800 yards with 18 touchdowns offensively while leading the Tigers to the 5A state championship game during his senior season in 1992.



### COACHING EXPERIENCE

2013- Mississippi State (Cornerbacks)  
2011-12: Arizona Cardinals [NFL] (Assistant Defensive Backs Coach)

### PERSONAL INFORMATION

Birthdate: Sept. 8, 1975  
Hometown: Batesville, Miss.  
Education: 1997 – Bachelor's from Alabama

GENERAL INFO

2013 BULLDOGS

COACHES

2012 SEASON  
RECAP

FOOTBALL  
HISTORY

TEAM RECORDS

INDIVIDUAL  
RECORDS

STADIUM  
RECORDS

BOWLS



# THE COACHES

GENERAL INFO

2013 BULLDOGS

COACHES

2012 SEASON RECAP

FOOTBALL HISTORY

TEAM RECORDS

INDIVIDUAL RECORDS

STADIUM RECORDS

BOWLS



## DAVID TURNER

**Defensive Line • First Season**

**Davidson, 1985**



Making his return to the Maroon and White after a three-year stint coaching the defensive line at the University of Kentucky is David Turner. Turner comes to Starkville to coach the same position he once handled from 2007-09.

A veteran of 27 years as a collegiate coach with 13 seasons of experience in the Southeastern Conference, Turner mentored current NFL standouts Fletcher Cox, Kyle Love, Pernell McPhee and most recently Josh Boyd drafted in the fifth round of the 2013 NFL Draft. In his first season at State, he helped the Bulldogs to their first postseason appearance in seven years and the defense ranked 24th nationally in tackles for loss.

At Kentucky, Turner helped the defense improve in tackles for loss, sacks and rushing yards allowed from the year prior to his hire. The Wildcats improved their sacks-per-game average each season under Turner's watch, posting more than two per game in 2012.

Turner joined the MSU staff after one season at the University of Alabama. He coached the Crimson Tide defensive ends during his lone campaign in Tuscaloosa. Alabama finished 23rd nationally in total defense in 2006 and advanced to the Independence Bowl.

Prior to Alabama, Turner was the defensive line coach and recruiting coordinator at Vanderbilt from 2002-05. One of his linemen, tackle Jovan Haye, went on to the NFL. Vanderbilt had a significant upgrade in talent level during Turner's term as recruiting coordinator as he helped bring in the players for the Commodores' eventual Music City Bowl championship in 2008.

A native of Goldston, N.C., Turner also has worked in the Big Ten Conference at Minnesota (2001), where he worked with the defensive ends, and in the Atlantic Coast Conference at Virginia (1997-2000), where he coached defensive tackles and linebackers. He also was co-special teams coordinator in his final season. The Cavaliers played in the Peach Bowl, Micronpc.com Bowl and the Oahu Classic during his term there.

Turner began his collegiate coaching career in 1986 as an assistant at his alma mater, Davidson College. He worked with the running backs and tight ends over a two-year stretch. In 1988, he moved to North Carolina State, serving two years as a defensive graduate assistant. He worked with a Wolfpack unit that ranked first in the ACC in total defense in 1988 while playing in the Peach Bowl and Copper Bowl.

He spent one year as the defensive line coach at Indiana University of Pennsylvania, helping the team to a 12-2 overall record while reaching the Division II national championship game. He also worked two seasons at James Madison, helping the Dukes to a 9-4 record and a berth in the 1991 Division I-AA playoffs.

Turner returned to the Division I-A ranks in 1993. He spent two seasons as defensive ends coach at Kentucky, where he helped the Wildcats advance to the '93 Peach Bowl. In 1995, he went back to NC State, coaching defensive ends and linebackers before going to Virginia in '97.

Turner is married to the former Yvette Modica and the couple has two daughters, Bianca and Alexyia.

### COACHING EXPERIENCE

2013:	Mississippi State (Defensive Line)
2010-12:	Kentucky (Defensive Line)
2007-09:	Mississippi State (Defensive Line)
2006:	Alabama (Defensive Ends)
2002-05:	Vanderbilt (Defensive Line / Recruiting Coordinator)
2001:	Minnesota (Defensive Ends)
1997-2000:	Virginia (Defensive Tackles / Linebackers)
1995-96:	North Carolina State (Defensive Tackles / Linebackers)
1993-94:	Kentucky (Defensive Ends)
1991-92:	James Madison (Assistant Coach)
1990:	Indiana University of Pennsylvania
1988-89:	North Carolina State (Graduate Assistant)
1987:	Davidson (Outside Linebackers)
1986:	Davidson (Running Backs / Tight Ends)

### PERSONAL INFORMATION

Birthdate:	Nov. 19, 1962
Hometown:	Goldston, N.C.
Education:	1985 – Bachelor's in Sociology from Davidson
Wife:	Yvette
Children:	Bianca and Alexyia



## MATT BALIS

**Strength and Conditioning • Fifth Season**

**Northern Illinois, 1996**



Since the moment he was hired, Head Coach Dan Mullen has often referred to Matt Balis as the most important part of his program. The head coach has also called his head strength and conditioning coach “the best strength coach in the country,” and now he may have proof. In 2010, Balis was named one of three finalists for the FootballScoop Strength & Conditioning Coach of the Year Award.

Balis came to Starkville from the University of Virginia, where he served two years as the strength and conditioning coach for the Cavaliers’ football program.

Prior to his stint in Charlottesville, Balis previously served as the assistant director of strength and conditioning at Florida in 2005 and 2006. The Florida football team completed the 2006 season with a 13-1 record and won the Southeastern Conference Championship and the BCS National Championship.

Before joining the staff at Florida, Balis worked two years at Utah as the director of strength and conditioning for the entire 16-sport program in 2004. Balis was directly in charge of designing and implementing strength and conditioning programs for football, men’s basketball, women’s basketball, baseball and volleyball. The football team completed the 2004 season with an overall record of 12-0 and won the Fiesta Bowl. He served as assistant strength coach at Utah in 2003.

Balis was also an assistant strength coach at Houston for two years and before moving to the college level, he was an assistant football coach and worked in the area of strength and conditioning at Wheaton (Ill.) Warrenville South High School for two years and at Wheaton (Ill.) North High School for three years. He also taught physical education at the elementary school level during that five-year period.

Balis earned a bachelor’s degree in education from Northern Illinois University in 1996 and a master’s degree in educational leadership and administration from Aurora University in 2001. Balis is certified by the National Strength and Conditioning Association (NSCA) and the Collegiate Strength and Conditioning Coaches Association (CSCC). Additionally, he is also a certified strength and conditioning specialist and a certified strength and conditioning coach.

### COACHING EXPERIENCE

2009-	Mississippi State (Head Strength Coach)
2007-08:	Virginia (Director of Strength and Conditioning)
2005-06:	Florida (Assistant Director of Strength and Conditioning)
2004:	Utah (Director of Strength and Conditioning)
2003:	Utah (Assistant Director of Strength and Conditioning)
2001-02:	Houston (Assistant Director of Strength and Conditioning)
1998-2001:	Wheaton (Chicago) North High School (Assistant Coach)
1996-98:	Wheaton (Chicago) Warrenville South High School (Assistant Coach)

### PERSONAL INFORMATION

Birthdate:	April 27, 1972
Hometown:	Chicago, Ill.
Education:	1996 – Bachelor’s in Physical Education from Northern Illinois 2001 – Master’s in Education Administration from Aurora University
Wife:	Lanette
Children:	Jacob

GENERAL INFO

2013 BULLDOGS

COACHES

2012 SEASON  
RECAP

FOOTBALL  
HISTORY

TEAM RECORDS

INDIVIDUAL  
RECORDS

STADIUM  
RECORDS

BOWLS



# THE COACHES

GENERAL INFO

2013 BULLDOGS

COACHES

2012 SEASON RECAP

FOOTBALL HISTORY

TEAM RECORDS

INDIVIDUAL RECORDS

STADIUM RECORDS

BOWLS



## ROCKEY FELKER

**Director of Player Personnel / High School Relations • 12th Season**  
**Mississippi State, 1975**



In his fifth different decade with an association to Mississippi State football, Rocky Felker is living proof that persistence, loyalty and hard work pay dividends. Felker played at Mississippi State in the 1970s, served as head coach from 1986-1990 and returned to the Bulldog staff in 2004.

Head Coach Dan Mullen has directed Felker with a new charge, serving as director of player personnel and high school relations. It is Felker's second stint in an off-field role, having served as the staff's coordinator of football operations for both Jackie Sherrill and Sylvester Croom. For the previous two seasons before Mullen's arrival, Felker tutored the Bulldog running backs, helping guide Anthony Dixon to nearly 2,000 yards in those two years.

Felker was the nation's youngest collegiate head coach – at age 33 – when he was selected to guide the MSU football program in 1986. He directed the Bulldogs to a 6-5 mark in his first season at the helm, the school's first winning season in five years. Felker's team won road games at Syracuse and at defending SEC champion Tennessee during that '86 season, and he became the first State head football coach to post a winning record in his initial season since the legendary Darrell Royal in 1954. Felker served as State's head football coach through the 1990 season.

He came back to State as the school's head coach following 11 years as an assistant coach on the collegiate level. Immediately prior to rejoining the MSU program, he was an assistant at Alabama from 1983-85. He served as the Crimson Tide receivers coach in 1983-84 and the offensive backfield coach in '85. During his stay in Tuscaloosa, he helped Alabama to postseason bowl wins over SMU ('83 Sun Bowl) and Southern California ('85 Aloha Bowl).

Felker began his coaching career at Mississippi State following his playing days, working for head coach Bob Tyler. He worked with the junior varsity (1975) and the varsity receivers, quarterbacks and running backs (1976-78).

A native of Jackson, Tenn., Felker was a five-sport letterman at Brownsville (Tenn.) High School, earning all-state honors in football under the tutelage of his father, Edwin "Babe" Felker, an assistant coach at the school.

Felker's first association with Mississippi State came in December 1970, when he signed a football scholarship to play quarterback for the Bulldogs. After playing one year of freshman ball, he was under center for most of the next three seasons. In 1974, Felker led MSU to a 9-3 overall record, leading the SEC in total offense and directing the Bulldogs to a win over North Carolina in the Sun Bowl. He was named the Nashville Banner SEC Player of the Year and the Birmingham Post-Herald Outstanding Senior Player for his stellar final season.

Following his five years as head coach at MSU, Felker worked nine more years as an assistant coach. He had two terms as the offensive coordinator at the University of Tulsa (1991-92 and 1997-99) and spent four years on the coaching staff at the University of Arkansas, working three seasons (1994-96) as the school's offensive coordinator.

While at Arkansas, Felker coached the running backs in 1993, then tutored the quarterbacks the next three years. He helped the Razorbacks win the SEC Western Division title and earn a berth in the 1995 SEC Championship Game. The Razorbacks concluded that season with a bid to the Carquest Bowl in Miami.

Felker is married to the former Susan Tingle and they have three sons: Jay, David and Stephen.



## JON CLARK

**Assistant AD / Football Operations • Fourth Season**  
**Bowling Green, 2002**



Jon Clark, a veteran of 11 years in work surrounding football operations, came to Mississippi State after five seasons at the University of Florida, where he served as the director of football administration.

Clark oversees the administrative operations of the football department, including daily scheduling, budget, travel, office staff and other duties. Most recently, Clark has overseen the development and construction of the Leo Seal Complex, a \$25 million football training and office facility that was opened in the spring of 2013. The all-encompassing football facility, approximately 80,000 square feet, includes a new weight room, locker room, training room, and coaches' offices.

Prior to his stint at Florida, Clark served in the same role at the University of Utah in 2002 and 2003. He first worked with current Ohio State Head Coach Urban Meyer at Bowling Green, where Clark was an undergraduate student manager prior to earning his bachelor's degree in secondary education in May of 2002. After completing his education, Clark accepted a position as an administrative graduate assistant at BGSU.

# 2012 STATISTICS



## 2012 RECORD & RESULTS

RECORD:	OVERALL	HOME	AWAY	NEUTRAL
ALL GAMES	8-5-0	6-1-0	2-3-0	0-0-0
CONFERENCE	4-4-0	3-1-0	1-3-0	0-0-0
NON-CONFERENCE	4-1-0	3-0-0	1-0-0	0-1-0

DATE	OPPONENT	W/L	SCORE	ATTEND.
Sep 01, 2012	JACKSON STATE	W	56-9	55082
* Sep 08, 2012	AUBURN	W	28-10	56111
Sep 15, 2012	at Troy	W	30-24	29013
Sep 22, 2012	SOUTH ALABAMA	W	30-10	55186
* Oct 06, 2012	at Kentucky	W	27-14	49498
* Oct 13, 2012	TENNESSEE	W	41-31	57831
Oct 20, 2012	MIDDLE TENNESSEE	W	45-3	55108
* Oct 27, 2012	at #1 Alabama	L	7-38	101821
* Nov 03, 2012	#16 TEXAS A&M	L	13-38	55240
* Nov 10, 2012	at #9 LSU	L	17-37	92831
* Nov 17, 2012	ARKANSAS	W	45-14	54838
* Nov 24, 2012	at Ole Miss	L	24-41	61005
Jan 1, 2013	vs. Northwestern [Gator Bowl]	L	20-34	48612

\* Denotes Conference Game

TEAM STATISTICS	MS	OPP
SCORING	383	303
Points Per Game	29.5	23.3
FIRST DOWNS	262	278
Rushing	95	134
Passing	149	128
Penalty	18	16
RUSHING YARDAGE	1874	2153
Yards gained rushing	2123	2413
Yards lost rushing	249	260
Rushing Attempts	424	504
Average Per Rush	4.4	4.3
Average Per Game	144.2	165.6
TDs Rushing	18	16
PASSING YARDAGE	3091	2883
Comp-Att-Int	249-424-10	265-414-19
Average Per Pass	7.3	7.0
Average Per Catch	12.4	10.9
Average Per Game	237.8	221.8
TDs Passing	28	17
TOTAL OFFENSE	4965	5036
Total Plays	848	918
Average Per Play	5.9	5.5
Average Per Game	381.9	387.4
KICK RETURNS: #-Yards	44-1016	53-1072
PUNT RETURNS: #-Yards	23-171	13-6
INT RETURNS: #-Yards	19-349	10-253
KICK RETURN AVERAGE	23.1	20.2
PUNT RETURN AVERAGE	7.4	0.5
INT RETURN AVERAGE	18.4	25.3
FUMBLES-LOST	17-7	19-14
PENALTIES-Yards	61-538	70-631
Average Per Game	41.4	48.5
PUNTS-Yards	57-2340	63-2464
Average Per Punt	41.1	39.1
Net punt average	39.9	35.8
KICKOFFS-Yards	73-4395	64-3957
Average Per Kick	60.2	61.8
Net kick average	54.6	38.9
TIME OF POSSESSION/Game	30:01	29:59
3RD-DOWN Conversions	57/164	77/183
3rd-Down Pct	35%	42%
4TH-DOWN Conversions	13/21	11/15
4th-Down Pct	62%	73%
SACKS BY-Yards	19-149	19-130
MISC YARDS	-20	6
TOUCHDOWNS SCORED	49	37
FIELD GOALS-ATTEMPTS	14-22	15-20
ON-SIDE KICKS	1-1	1-1
RED-ZONE SCORES	(39-51) 76%	(35-44) 80%
RED-ZONE TOUCHDOWNS	(31-51) 61%	(23-44) 52%
PAT-ATTEMPTS	(47-48) 98%	(36-37) 97%
ATTENDANCE	389396	334168
Games/Avg Per Game	7/55628	5/66834
Neutral Site Games		1/48612

SCORE BY QUARTERS	1st	2nd	3rd	4th	OT	Total
Mississippi State	86	110	94	93	0	383
Opponents	69	83	82	69	0	303

GENERAL INFO

2013 BULLDOGS

COACHES

2012 SEASON  
RECAP

FOOTBALL  
HISTORY

TEAM RECORDS

INDIVIDUAL  
RECORDS

STADIUM  
RECORDS

BOWLS



# 2012 STATISTICS

GENERAL INFO	INDIVIDUAL STATISTICS									
	RUSHING	GP	ATT	GAIN	LOSS	NET	AVG	TD	LONG	AVG/G
2013 BULLDOGS	LaDarius Perkins	12	205	1061	37	1024	5.0	8	64	85.3
	Josh Robinson	12	55	344	9	335	6.1	1	59	27.9
	Nick Griffin	13	32	234	11	223	7.0	1	60	17.2
	Derrick Milton	10	34	194	29	165	4.9	2	27	16.5
	Dak Prescott	12	32	131	13	118	3.7	4	15	9.8
	Jameon Lewis	13	5	26	5	21	4.2	0	12	1.6
	Kasey Akins	2	5	10	4	6	1.2	0	4	3.0
	Chad Bumphis	13	3	3	3	0	0.0	0	3	0.0
	Brandon Heavens	12	1	0	2	-2	-2.0	0	0	-0.2
	Tyler Russell	13	43	120	125	-5	-0.1	2	20	-0.4
Team	8	9	0	11	-11	-1.2	0	0	-1.4	
	TOTAL	13	424	2123	249	1874	4.4	18	64	144.2
	OPPONENTS	13	504	2413	260	2153	4.3	16	37	165.6
COACHES	PASSING	GP	EFFIC	CMP-ATT-INT	PCT	YDS	TD	LONG	AVG/G	
	Tyler Russell	13	135.42	231-394-10	58.6	2897	24	72	222.8	
	Dak Prescott	12	163.78	18-29-0	62.1	194	4	29	16.2	
	Chad Bumphis	13	0.00	0-1-0	0.0	0	0	0	0.0	
	TOTAL	13	137.04	249-424-10	58.7	3091	28	72	237.8	
	OPPONENTS	13	126.88	265-414-19	64.0	2883	17	77	221.8	
2012 SEASON RECAP	RECEIVING	GP	NO.	YDS	AVG	TD	LONG	AVG/G		
	Chad Bumphis	13	58	922	15.9	12	72	70.9		
	Chris Smith	13	47	564	12.0	2	45	43.4		
	Arceto Clark	13	36	487	13.5	1	46	37.5		
	Marcus Green	13	19	215	11.3	6	30	16.5		
	LaDarius Perkins	12	19	160	8.4	2	24	13.3		
	Robert Johnson	13	17	164	9.6	2	23	12.6		
	Malcolm Johnson	8	10	171	17.1	2	27	21.4		
	Jameon Lewis	13	10	108	10.8	0	21	8.3		
	Brandon Heavens	12	7	123	17.6	0	38	10.2		
FOOTBALL HISTORY	Sylvester Hemphill	13	6	40	6.7	0	10	3.1		
	Joe Morrow	8	5	53	10.6	0	17	6.6		
	Brandon Hill	12	5	46	9.2	0	19	3.8		
	Adrian Marcus	13	3	21	7.0	1	10	1.6		
	Josh Robinson	12	3	8	2.7	0	9	0.7		
	Nick Griffin	13	2	3	1.5	0	7	0.2		
	Derrick Milton	10	1	3	3.0	0	3	0.3		
	Ricco Sanders	7	1	3	3.0	0	3	0.4		
	TOTAL	13	249	3091	12.4	28	72	237.8		
	OPPONENTS	13	265	2883	10.9	17	77	221.8		
TEAM RECORDS	PUNT RETURNS	NO.	YDS	AVG	TD	LONG				
	Johnthan Banks	14	123	8.8	0	22				
	Chad Bumphis	6	37	6.2	0	16				
	Jameon Lewis	2	11	5.5	0	13				
	Deontae Skinner	1	0	0.0	0	0				
	TOTAL	23	171	7.4	0	22				
OPPONENTS	13	6	0.5	0	9					
INDIVIDUAL RECORDS	INTERCEPTIONS	NO.	YDS	AVG	TD	LONG				
	Darius Slay	5	101	20.2	1	52				
	Johnthan Banks	4	124	31.0	0	47				
	Nickoe Whitley	3	66	22.0	0	66				
	Cameron Lawrence	2	0	0.0	0	0				
	Jamerson Love	1	6	6.0	0	6				
	Denico Autry	1	27	27.0	0	27				
	Matthew Wells	1	22	22.0	1	22				
	Corey Broomfield	1	0	0.0	0	0				
	Kendrick Market	1	3	3.0	0	3				
TOTAL	19	349	18.4	2	66					
OPPONENTS	10	253	25.3	2	100					
STADIUM RECORDS	KICK RETURNS	NO.	YDS	AVG	TD	LONG				
	Jameon Lewis	20	517	25.9	1	100				
	LaDarius Perkins	16	325	20.3	0	33				
	Robert Johnson	8	174	21.8	0	37				
	TOTAL	44	1016	23.1	1	100				
OPPONENTS	53	1072	20.2	2	100					
BOWLS										

# 2012 STATISTICS



## INDIVIDUAL STATISTICS

SCORING	TD	FGs	Kick	PATs			DXP	Saf	Pts
				Rush	Rcv	Pass			
Devon Bell	0	14-21	43-44	0-0	0	0-0	0	0	85
Chad Bumphis	12	0-0	0-0	0-0	0	0-0	0	0	72
LaDarius Perkins	10	0-0	0-0	0-0	0	0-0	0	0	60
Marcus Green	6	0-0	0-0	0-0	0	0-0	0	0	36
Dak Prescott	4	0-0	0-0	0-0	0	0-0	0	0	24
Robert Johnson	2	0-0	0-0	0-0	0	0-0	0	0	12
Tyler Russell	2	0-0	0-0	0-0	0	0-1	0	0	12
Malcolm Johnson	2	0-0	0-0	0-0	0	0-0	0	0	12
Chris Smith	2	0-0	0-0	0-0	0	0-0	0	0	12
Derrick Milton	2	0-0	0-0	0-0	0	0-0	0	0	12
Darius Slay	1	0-0	0-0	0-0	0	0-0	0	0	6
Nick Griffin	1	0-0	0-0	0-0	0	0-0	0	0	6
Josh Robinson	1	0-0	0-0	0-0	0	0-0	0	0	6
Adrian Marcus	1	0-0	0-0	0-0	0	0-0	0	0	6
Arceto Clark	1	0-0	0-0	0-0	0	0-0	0	0	6
Matthew Wells	1	0-0	0-0	0-0	0	0-0	0	0	6
Jameon Lewis	1	0-0	0-0	0-0	0	0-0	0	0	6
Charlie Grandfield	0	0-1	4-4	0-0	0	0-0	0	0	4
<b>TOTAL</b>	<b>49</b>	<b>14-22</b>	<b>47-48</b>	<b>0-0</b>	<b>0</b>	<b>0-1</b>	<b>0</b>	<b>0</b>	<b>383</b>
<b>OPPONENTS</b>	<b>37</b>	<b>15-20</b>	<b>36-37</b>	<b>0-0</b>	<b>0</b>	<b>0-0</b>	<b>0</b>	<b>0</b>	<b>303</b>

TOTAL OFFENSE	G	Plays	Rush	Pass	Total	Avg/G
Tyler Russell	13	437	-5	2897	2892	222.5
LaDarius Perkins	12	205	1024	0	1024	85.3
Josh Robinson	12	55	335	0	335	27.9
Dak Prescott	12	61	118	194	312	26.0
Nick Griffin	13	32	223	0	223	17.2
Derrick Milton	10	34	165	0	165	16.5
Jameon Lewis	13	5	21	0	21	1.6
Kasey Akins	2	5	6	0	6	3.0
Brandon Heavens	12	1	-2	0	-2	-0.2
Team	8	9	-11	0	-11	-1.4
<b>TOTAL</b>	<b>13</b>	<b>848</b>	<b>1874</b>	<b>3091</b>	<b>4965</b>	<b>381.9</b>
<b>OPPONENTS</b>	<b>13</b>	<b>918</b>	<b>2153</b>	<b>2883</b>	<b>5036</b>	<b>387.4</b>

FIELD GOALS	FGM-FGA	Pct	01-19	20-29	30-39	40-49	50-99	Long	Blk
Devon Bell	14-21	66.7	0-0	4-4	6-10	4-7	0-0	47	2
Charlie Grandfield	0-1	0.0	0-0	0-0	0-0	0-1	0-0	0	0

FG SEQUENCE	Mississippi State	OPPONENTS
Jackson State	42	(25)
Auburn	36,43	(23)
Troy	(37)	26,(40)
South Alabama	(42),(42),(31),40	47,(22)
Kentucky	(20),(37)	-
Tennessee	(31),(24),38	(38)
Middle Tennessee	(32),35	(32)
Alabama	31	(34)
Texas A&M	-	(24),33,43
LSU	(47)	(28),(26),(41)
Arkansas	(39)	-
Ole Miss	41,(23)	(43),(41),42
Northwestern	(27),(47)	(34),(37)

Numbers in parentheses indicate field goal was made.

PUNTING	No.	Yds	Avg	Long	TB	FC	I20	Blkd
Baker Swedenburg	57	2340	41.1	54	3	33	18	0
<b>TOTAL</b>	<b>57</b>	<b>2340</b>	<b>41.1</b>	<b>54</b>	<b>3</b>	<b>33</b>	<b>18</b>	<b>0</b>
<b>OPPONENTS</b>	<b>63</b>	<b>2464</b>	<b>39.1</b>	<b>64</b>	<b>2</b>	<b>22</b>	<b>16</b>	<b>1</b>

KICKOFFS	No.	Yds	Avg	TB	OB	Retn	Net	YdLn
Devon Bell	64	3858	60.3	13	2			
Brian Egan	9	537	59.7	3	0			
<b>TOTAL</b>	<b>73</b>	<b>4395</b>	<b>60.2</b>	<b>16</b>	<b>2</b>	<b>1072</b>	<b>40.0</b>	<b>24</b>
<b>OPPONENTS</b>	<b>64</b>	<b>3957</b>	<b>61.8</b>	<b>18</b>	<b>1</b>	<b>1016</b>	<b>38.9</b>	<b>26</b>

GENERAL INFO

2013 BULLDOGS

COACHES

2012 SEASON  
RECAP

FOOTBALL  
HISTORY

TEAM RECORDS

INDIVIDUAL  
RECORDS

STADIUM  
RECORDS

BOWLS



# 2012 STATISTICS

GENERAL INFO	ALL PURPOSE	G	Rush	Rec	PR	KOR	IR	Tot	Avg/G						
	LaDarius Perkins	12	1024	160	0	325	0	1509	125.8						
	Chad Bumphis	13	0	922	37	0	0	959	73.8						
	Jameon Lewis	13	21	108	11	517	0	657	50.5						
	Chris Smith	13	0	564	0	0	0	564	43.4						
	Arceto Clark	13	0	487	0	0	0	487	37.5						
	Josh Robinson	12	335	8	0	0	0	343	28.6						
	Robert Johnson	13	0	164	0	174	0	338	26.0						
	Johnthan Banks	13	0	0	123	0	124	247	19.0						
	Nick Griffin	13	223	3	0	0	0	226	17.4						
2013 BULLDOGS	Marcus Green	13	0	215	0	0	0	215	16.5						
	Malcolm Johnson	8	0	171	0	0	0	171	21.4						
	Derrick Milton	10	165	3	0	0	0	168	16.8						
	Brandon Heavens	12	-2	123	0	0	0	121	10.1						
	Dak Prescott	12	118	0	0	0	0	118	9.8						
	Darius Slay	13	0	0	0	0	101	101	7.8						
	Nickoe Whitley	13	0	0	0	0	66	66	5.1						
	Joe Morrow	8	0	53	0	0	0	53	6.6						
	Brandon Hill	12	0	46	0	0	0	46	3.8						
	Sylvester Hemphill	13	0	40	0	0	0	40	3.1						
COACHES	Denico Autry	13	0	0	0	0	27	27	2.1						
	Matthew Wells	13	0	0	0	0	22	22	1.7						
	Adrian Marcus	13	0	21	0	0	0	21	1.6						
	Kasey Akins	2	6	0	0	0	0	6	3.0						
	Jamerson Love	12	0	0	0	0	6	6	0.5						
	Ricco Sanders	7	0	3	0	0	0	3	0.4						
	Kendrick Market	12	0	0	0	0	3	3	0.2						
	Tyler Russell	13	-5	0	0	0	0	-5	-0.4						
	Team	8	-11	0	0	0	0	-11	-1.4						
	TOTAL	13	1874	3091	171	1016	349	6501	500.1						
OPPONENTS	13	2153	2883	6	1072	253	6367	489.8							
2012 SEASON RECAP	2012 DEFENSIVE LEADERS														
		GP-GS	Tackles			TFL/Yds	Sacks		Pass Def		QBH	Fumbles		Blkd Kick	Saf
FOOTBALL HISTORY	10	Cameron Lawrence	13	54	66	120	10.0-44	4.0-32	2-0	4	.	2-0	2	.	.
	50	Benardrick McKinney	13	45	57	102	4.5-20	1.0-13	.	4	.	1-0	.	.	.
	5	Nickoe Whitley	13	50	38	88	3.5-5	.	3-66	.	.	.	1	.	.
	13	Johnthan Banks	13	39	24	63	2.0-5	.	4-124	7	1	1-0	1	.	.
	51	Deontae Skinner	13	22	40	62	5.0-20	.	.	3	2	.	1	.	.
	90	Denico Autry	13	26	16	42	9.5-61	4.0-40	1-27	1	7	.	2	.	.
	25	Corey Broomfield	13	21	19	40	4.0-13	0.5-2	1-0	3	.	.	.	.	.
	9	Darius Slay	13	24	16	40	1.0-4	.	5-101	6	.	1-0	.	1	.
	91	Preston Smith	13	18	17	35	5.5-30	4.5-25	.	.	2	1-0	1	.	.
	22	Matthew Wells	13	15	19	34	2.5-18	1.0-10	1-22	2	3	.	1	.	.
TEAM RECORDS	97	Josh Boyd	13	8	25	33	2.5-16	1.5-12	.	.	7	1-0	.	1	.
	30	Jay Hughes	13	23	9	32	3.0-6	.	.	2	.	.	.	.	.
	12	Chris Hughes	12	9	22	31	1.0-3	.	.	.	1	2-0	.	.	.
	92	Kaleb Eulls	13	7	21	28	1.0-1	.	.	1	.	1-0	.	.	.
	52	Ferlando Bohanna	12	7	19	26	.	.	.	1	.	2-0	.	.	.
	24	Jamerson Love	12	13	12	25	1.0-3	.	1-6	2	.	.	.	.	.
	37	Taveze Calhoun	13	15	9	24	0.5-1	.	.	.	.	.	1	.	.
	74	Dewayne Cherrington	13	13	11	24	1.0-1	.	.	1	2	.	.	.	.
	38	Dee Arrington	13	9	9	18	.	.	.	.	.	1-0	.	.	.
	45	Zach Jackson	13	8	8	16	.	.	.	.	.	.	.	.	.
INDIVIDUAL RECORDS	93	P.J. Jones	9	5	11	16	.	.	.	.	.	.	.	.	.
	48	Ryan Brown	7	3	12	15	1.0-5	0.5-5	.	2	.	.	.	.	.
	46	Kendrick Market	12	7	6	13	.	.	1-3	.	.	.	.	.	.
	60	Devin Jones	12	3	8	11	2.0-2	.	.	1	.	.	.	.	.
	44	Christian Holmes	13	4	7	11	.	.	.	.	.	.	1	.	.
	98	Curtis Virges	12	4	7	11	1.5-3	.	.	.	1	.	.	.	.
	96	Shane McCardell	10	4	4	8	2.0-9	2.0-9	.	.	.	.	.	.	.
	20	Louis Watson	12	3	4	7	.	.	.	.	.	.	.	.	.
	54	Quay Evans	10	4	3	7	.	.	.	.	1	1-0	1	.	.
	88	Nick James	8	1	5	6	.	.	.	.	.	.	.	.	.
STADIUM RECORDS	14	Cedric Jiles	3	4	1	5	.	.	.	1	.	.	.	.	.
	56	Corvell Harrison-Gay	3	.	5	5	.	.	.	.	.	.	.	.	.
	40	Devon Bell	13	2	1	3	.	.	.	.	.	.	.	.	.
	61	Gabe Jackson	13	2	.	2	.	.	.	.	.	.	.	.	.
	32	Marcus Green	13	.	2	2	.	.	.	.	.	.	.	.	.
	26	James Baldwin	3	2	.	2	.	.	.	.	.	.	.	.	.
	18	Brandon Hill	12	2	.	2	.	.	.	.	.	.	.	.	.
	31	Sam Williams	10	.	2	2	.	.	.	.	.	.	.	.	.
	19	Arceto Clark	13	1	.	1	.	.	.	.	.	.	.	.	.
	8	Chris Smith	13	1	.	1	.	.	.	.	.	.	.	.	.
BOWLS	34	Josh Robinson	12	1	.	1	.	.	.	.	.	.	.	.	.
	99	John Harris	2	.	1	1	.	.	.	.	.	.	.	.	.
	43	Ivan Muniz	4	1	.	1	.	.	.	.	.	.	.	.	.
	59	Archie Muniz	13	1	.	1	.	.	.	.	.	.	.	.	.
	63	Dillon Day	13	1	.	1	.	.	.	.	.	.	.	.	.
	72	Winston Chapman	13	.	1	1	.	.	.	.	.	.	.	.	.
	6	Malcolm Johnson	8	1	.	1	.	.	.	.	.	.	.	.	.
	28	Derrick Milton	10	.	1	1	.	.	.	.	.	.	.	.	.
	TOTAL	13	483	538	1021	64-270	19-148	19-349	41	27	14-0	12	2	.	.
	OPPONENTS	13	424	494	918	65.0-238	19-130	10-253	53	63	7-4	11	2	.	.

## 2012 MSU GAME-BY-GAME STARTERS

### OFFENSE

	WR	LT	LG	C	RG	RT	TE/FB	QB	RB	WR	WR/FB
JACKSON STATE	Clark	Clausell	Jackson	Day	Smith	Siddoway	Hemphill (FB)	Russell	Perkins	Bumphis	Smith
AUBURN	Clark	Clausell	Jackson	Day	Smith	Siddoway	Green (TE)	Russell	Perkins	Bumphis	Smith
at Troy	Clark	Clausell	Jackson	Day	Malone	Siddoway	Green (TE)	Russell	Perkins	Bumphis	Smith
SOUTH ALABAMA	Clark	Clausell	Jackson	Day	Malone	Siddoway	Hemphill (FB)	Russell	Perkins	Bumphis	Smith
at Kentucky	Clark	Clausell	Jackson	Day	Malone	Siddoway	Green (TE)	Russell	Perkins	Bumphis	Smith
TENNESSEE	Clark	Clausell	Jackson	Day	Smith	Siddoway	Green (TE)	Russell	Perkins	Bumphis	Smith
MIDDLE TENNESSEE STATE	Clark	Clausell	Jackson	Day	Malone	Siddoway	Green (TE)	Russell	Perkins	Bumphis	Smith
at Alabama	Clark	Clausell	Jackson	Day	Smith	Siddoway	M. Johnson (TE)	Russell	Perkins	Bumphis	Smith
TEXAS A&M	Clark	Clausell	Jackson	Day	Smith	Siddoway	Hemphill (FB)	Russell	Perkins	Bumphis	Smith
at LSU	Clark	Clausell	Jackson	Day	Smith	Siddoway	Green (TE)	Russell	Griffin	Bumphis	Smith
ARKANSAS	Clark	Clausell	Jackson	Day	Smith	Siddoway	Green (TE)	Russell	Perkins	Bumphis	Hemphill (FB)
at Ole Miss	Smith	Clausell	Jackson	Day	Smith	Siddoway	Green (TE)	Russell	Perkins	Bumphis	Hemphill (FB)
vs. Northwestern	Clark	Clausell	Jackson	Day	Smith	Siddoway	Hemphill (FB)	Russell	Perkins	Bumphis	Smith

### DEFENSE

	DE/DT	DT	DT/DE	DE/LB	LB	LB	LB/DB	LC	SS	FS	RC
JACKSON STATE	McCardell (DE)	Boyd	Eulls (DT)	Autry (DE)	Skinner	Lawrence	Wells (LB)	Banks	Broomfield	Whitley	Slay
AUBURN	McCardell (DE)	Boyd	Eulls (DT)	Autry (DE)	Skinner	Lawrence	Wells (LB)	Banks	Broomfield	Whitley	Slay
at Troy	Virges (DT)	Boyd	Eulls (DT)	Wells (LB)	Skinner	Lawrence	Bohanna (LB)	Banks	Broomfield	Whitley	Slay
SOUTH ALABAMA	Eulls (DE)	Boyd	Cherrington (DT)	Autry (DE)	Skinner	Lawrence	McKinney (LB)	Banks	Broomfield	Whitley	Slay
at Kentucky	Eulls (DE)	Boyd	P. Jones (DE)	Wells (LB)	Skinner	Lawrence	McKinney (LB)	Banks	Broomfield	Whitley	Slay
TENNESSEE	Eulls (DE)	Boyd	P. Jones (DE)	McKinney (LB)	Skinner	Lawrence	Love (DB)	Banks	Broomfield	Whitley	Slay
MIDDLE TENNESSEE STATE	Eulls (DE)	Boyd	Cherrington (DT)	Autry (DE)	Skinner	Lawrence	McKinney (LB)	Banks	Broomfield	Whitley	Slay
at Alabama	Eulls (DE)	Boyd	Cherrington (DT)	Autry (DE)	Skinner	Lawrence	McKinney (LB)	Banks	Broomfield	Whitley	Slay
TEXAS A&M	Eulls (DE)	Boyd	Autry (DE)	McKinney (LB)	Skinner	Lawrence	Love (DB)	Banks	Broomfield	Whitley	Slay
at LSU	Eulls (DE)	Boyd	Cherrington (DT)	Autry (DE)	Skinner	Lawrence	McKinney (LB)	Banks	J. Hughes	Whitley	Slay
ARKANSAS	Eulls (DE)	Boyd	Jones (DT)	Autry (DE)	McKinney	Lawrence	Broomfield (DB)	Banks	J. Hughes	Whitley	Slay
at Ole Miss	Eulls (DE)	Boyd	Cherrington (DT)	Autry (DE)	Skinner	Lawrence	McKinney (LB)	Banks	J. Hughes	Whitley	Slay
vs. Northwestern	Eulls (DE)	Boyd	Cherrington (DT)	Autry (DE)	Skinner	Lawrence	McKinney (DB)	Banks	Broomfield	Whitley	Slay

## 2012 MSU CAREER STARTS BY POSITION

### OFFENSE

<b>LT</b>	<b>WR</b>
Clausell - 17 (13)	Bumphis - 41 (13)
	Clark - 37 (12)
<b>LG</b>	C. Smith - 33 (12)
G. Jackson - 39 (13)	Heavens - 4 (0)
	R. Sanders - 2 (0)
<b>C</b>	R. Johnson - 1 (0)
Day - 22 (13)	S. Williams - 1 (0)
<b>RG</b>	<b>RB</b>
T. Smith - 13 (9)	Perkins - 12 (12)
Malone - 4 (4)	Griffin - 1 (1)
<b>RT</b>	<b>FB</b>
C. Siddoway - 13 (13)	Hemphill - 13 (6)
<b>TE</b>	<b>QB</b>
Green - 25 (8)	Russell - 17 (13)
M. Johnson - 2 (1)	

### DEFENSE

<b>DE</b>	<b>SAFETY</b>
Eulls - 23 (10)	Whitley - 30 (13)
Autry - 10 (10)	Broomfield - 12 (10)
P. Jones - 2 (2)	J. Hughes - 3 (3)
McCardell - 2 (2)	Banks - 7 (0)
<b>DT</b>	<b>CORNER</b>
Boyd - 41 (13)	Banks - 38 (13)
Cherrington - 6 (6)	Broomfield - 28 (1)
Eulls - 3 (3)	Slay - 13 (13)
D. Jones - 3 (1)	Love - 2 (2)
Virges - 1 (1)	Watson - 1 (0)
P. Jones - 1 (0)	
<b>LB</b>	<b>2012 STARTERS IN BOLD</b>
C. Lawrence - 26 (13)	(PARENTHESES INDICATE 2012 STARTS)
Skinner - 23 (12)	
McKinney - 10 (10)	
Wells - 7 (4)	
Bohanna - 1 (1)	



# 2012 STATISTICS

## GENERAL INFO

## 2013 BULLDOGS

## COACHES

## 2012 SEASON RECAP

## FOOTBALL HISTORY

## TEAM RECORDS

## INDIVIDUAL RECORDS

## STADIUM RECORDS

## BOWLS

## 2012 MISSISSIPPI STATE SCORING DRIVES / PLAYS

	P-YD	TOP	SCORE
<b>JACKSON STATE</b>			
1	8-61	5:40	Bumphis 9 yd pass from Russell
1	4-42	1:49	Perkins 7 yd run
2	10-50	4:11	Perkins 1 yd run
2	12-63	5:44	Green 13 yd pass from Russell
2	—	—	Slay 52 yd interception return
3	11-77	5:48	Prescott 2 yd run
3	—	—	Wells 22 yd interception return
4	5-71	2:12	Milton 19 yd run

<b>AUBURN</b>			
2	7-70	2:47	Green 30 yd pass from Russell
3	8-75	3:11	Bumphis 13 yd pass from Russell
3	10-58	4:41	Green 3 yd pass from Russell
4	3-62	1:02	Perkins 21 yd run

<b>TROY</b>			
1	5-31	1:54	Bell 37 yd field goal
1	5-40	2:23	Perkins 30 yd run
2	2-72	0:23	Bumphis 72 yd pass from Russell
2	1-58	0:08	Bumphis 58 yd pass from Russell
4	12-74	5:32	Bumphis 25 yd pass from Russell

<b>SOUTH ALABAMA</b>			
2	3-70	1:17	Perkins 44 yd run
2	9-80	3:56	Prescott 2 yd run
2	4-4	1:00	Bell 42 yd field goal
2	4-2	0:30	Bell 42 yd field goal
3	5-50	1:52	Russell 1 yd run
4	12-44	5:55	Bell 31 yd field goal

<b>KENTUCKY</b>			
1	13-85	5:45	Marcus 10 yd pass from Russell
1	6-61	2:35	Perkins 31 yd run
2	11-52	4:19	Bell 20 yd field goal
2	5-50	0:53	Bell 37 yd field goal
3	2-40	0:47	Bumphis 27 yd pass from Russell

<b>TENNESSEE</b>			
1	8-73	2:39	Bell 31 yd field goal
1	10-65	5:42	Robinson 10 yd run
2	6-40	2:32	Green 13 yd pass from Prescott
2	10-66	4:26	Bell 24 yd field goal
2	4-32	1:43	Green 7 yd pass from Russell
4	3-30	1:14	Perkins 1 yd run
4	12-75	5:13	M. Johnson 9 yd pass from Russell

<b>MIDDLE TENNESSEE</b>			
1	14-74	7:08	Smith 4 yd pass from Russell
1	11-43	5:25	Bell 32 yd field goal
3	5-75	2:00	Perkins 64 yd run
3	3-25	1:35	Smith 11 yd pass from Russell
3	1-23	0:07	R. Johnson 23 yd pass from Russell
4	4-64	1:43	Prescott 5 yd run
4	5-59	2:22	Milton 6 yd run

<b>ALABAMA</b>			
4	9-63	3:35	R. Johnson 2 yd pass from Prescott

<b>TEXAS A&amp;M</b>			
3	4-58	1:26	Bumphis 14 yd pass from Russell
4	9-75	4:20	Russell 4 yd run

<b>LSU</b>			
1	10-74	4:43	Green 9 yd pass from Prescott
2	9-45	4:43	Bell 47 yd field goal
3	1-29	0:14	Bumphis 14 yd pass from Russell

<b>ARKANSAS</b>			
1	15-75	5:28	Perkins 13 yd pass from Russell
2	4-6	0:45	Bell 39 yd field goal
2	5-78	1:58	Bumphis 6 yd pass from Russell
3	8-69	4:09	Prescott 4 yd run
3	2-37	0:31	Perkins 24 yd pass from Russell
4	4-45	1:08	Bumphis 22 yd pass from Russell
4	1-60	0:10	Griffin 60 yd run

<b>OLE MISS</b>			
1	0-0	0:00	Jameon Lewis 100 yd kick return
1	4-58	1:20	Bumphis 42 yd pass from Russell
2	5-69	1:58	Bell 23 yd field goal
4	9-75	3:20	Bumphis 8 yd pass from Russell

<b>NORTHWESTERN</b>			
2	6-53	3:18	Bell 27 yd field goal
2	6-62	1:25	Clark 18 yd pass from Russell
3	8-24	3:02	Bell 47 yd field goal
4	8-75	3:44	Malcolm Johnson 14 yd pass from Russell

GP - games played  
CGP - consecutive games played  
S - starts  
CS - consecutive starts

# 2012 PARTICIPATION



#	Name	GP	GS	9/1	9/8	9/15	9/22	10/6	10/13	10/20	10/27	11/3	11/10	11/17	11/24	1/1	GENERAL INFO
				JSU	AU	TROY	USA	UK	UT	MTSU	ALA	A&M	LSU	AR	UM	NW	
1	Chad Bumphis	13	13	WR	WR	WR	WR	WR	WR	WR	WR	WR	WR	WR	WR	WR	2013 BULLDOGS
2	Will Redmond	--	--	--	--	--	--	--	--	--	--	--	--	--	--	--	
3	Brandon Heavens	12	0	X	X	X	X	X	X	X	X	X	--	X	X	X	
4	Jameon Lewis	13	0	X	X	X	X	X	X	X	X	X	X	X	X	X	
5	Nickoe Whitley	13	13	FS	FS	FS	FS	FS	FS	FS	FS	FS	FS	FS	FS	FS	
6	Malcolm Johnson	8	1	--	--	--	--	--	X	X	TE	X	X	X	X	X	
7	Nick Griffin	13	1	X	X	X	X	X	X	X	X	X	RB	X	X	X	
8	Chris Smith	13	12	WR	WR	WR	WR	WR	WR	WR	WR	WR	WR	X	WR	WR	
9	Jamil Golden	--	--	--	--	--	--	--	--	--	--	--	--	--	--	--	
9	Darius Slay	13	13	CB	CB	CB	CB	CB	CB	CB	CB	CB	CB	CB	CB	CB	
10	Cameron Lawrence	13	13	LB	LB	LB	LB	LB	LB	LB	LB	LB	LB	LB	LB	LB	COACHES
11	Ricco Sanders	7	0	--	X	X	X	--	--	X	--	X	X	X	--	--	
12	Chris Hughes	12	0	X	X	X	X	X	X	X	X	X	X	X	--	X	
13	Johnthan Banks	13	13	CB	CB	CB	CB	CB	CB	CB	CB	CB	CB	CB	CB	CB	
14	Sam Cowart	--	--	--	--	--	--	--	--	--	--	--	--	--	--	--	
14	Cedric Jiles	3	0	X	X	X	--	--	--	--	--	--	--	--	--	--	
14	Steven Swindle	--	--	--	--	--	--	--	--	--	--	--	--	--	--	--	
15	Dak Prescott	12	0	X	X	--	X	X	X	X	X	X	X	X	X	X	
16	Joe Morrow	8	0	X	X	X	X	--	X	X	--	X	--	X	--	--	
17	Deonte Evans	--	--	--	--	--	--	--	--	--	--	--	--	--	--	--	2012 SEASON RECAP
17	Tyler Russell	13	13	QB	QB	QB	QB	QB	QB	QB	QB	QB	QB	QB	QB	QB	
18	Brandon Hill	12	0	X	X	--	X	X	X	X	X	X	X	X	X	X	
19	Arceto Clark	13	12	WR	WR	WR	WR	WR	WR	WR	WR	WR	WR	WR	X	WR	
20	Louis Watson	12	0	X	X	X	X	X	X	X	X	X	X	X	X	--	
22	Matthew Wells	13	4	LB	LB	LB	X	LB	X	X	X	X	X	X	X	X	
23	Sylvester Hemphill	13	6	FB	X	X	FB	X	X	X	X	FB	X	FB	FB	FB	
24	Jamerson Love	12	2	--	X	X	X	X	CB	X	X	CB	X	X	X	X	
25	Corey Broomfield	13	12	SS	SS	SS	SS	SS	SS	SS	SS	SS	X	DB	X	SS	
26	James Baldwin	3	0	X	--	--	--	--	--	X	--	--	--	X	--	--	FOOTBALL HISTORY
27	LaDarius Perkins	12	12	RB	RB	RB	RB	RB	RB	RB	RB	RB	--	RB	RB	RB	
28	Derrick Milton	10	0	X	X	--	X	X	X	X	X	X	X	X	--	--	
28	DeAndre Ward	--	--	--	--	--	--	--	--	--	--	--	--	--	--	--	
29	Quadry Antoine	--	--	--	--	--	--	--	--	--	--	--	--	--	--	--	
30	Jay Hughes	13	3	X	X	X	X	X	X	X	X	X	SS	SS	SS	X	
31	Sam Williams	10	0	X	X	X	--	X	X	X	X	X	X	X	--	--	
32	Marcus Green	13	8	X	TE	TE	X	TE	TE	TE	X	X	TE	TE	TE	X	
33	Xavier Grindle	--	--	--	--	--	--	--	--	--	--	--	--	--	--	--	
34	Josh Robinson	12	0	X	X	X	X	X	X	X	X	X	X	X	--	X	TEAM RECORDS
35	Adrian Marcus	13	0	X	X	X	X	X	X	X	X	X	X	X	X	X	
35	Rishunn McCaleb	1	0	--	--	--	--	--	--	X	--	--	--	--	--	--	
37	Taveze Calhoun	13	0	X	X	X	X	X	X	X	X	X	X	X	X	X	
38	Dee Arrington	13	0	X	X	X	X	X	X	X	X	X	X	X	X	X	
39	William Berg	1	0	--	--	--	--	--	--	--	--	--	--	X	--	--	
39	Richie Brown	--	--	--	--	--	--	--	--	--	--	--	--	--	--	--	
39	Mike Mordecai	--	--	--	--	--	--	--	--	--	--	--	--	--	--	--	
39	Baker Swedenburg	13	0	X	X	X	X	X	X	X	X	X	X	X	X	X	
40	Devon Bell	13	0	X	X	X	X	X	X	X	X	X	X	X	X	X	INDIVIDUAL RECORDS
40	Taylor Earhart	--	--	--	--	--	--	--	--	--	--	--	--	--	--	--	
40	Brian Egan	3	0	X	X	X	--	--	--	--	--	--	--	--	--	--	
40	Charlie Grandfield	2	0	X	--	--	X	--	--	--	--	--	--	--	--	--	
40	Evan Sobieski	--	--	--	--	--	--	--	--	--	--	--	--	--	--	--	
41	Kasey Akins	2	0	X	--	--	--	--	--	X	--	--	--	--	--	--	
42	Beniquez Brown	--	--	--	--	--	--	--	--	--	--	--	--	--	--	--	
43	Ivan Muniz	4	0	X	--	--	--	--	--	X	--	--	--	X	--	X	
44	Christian Holmes	13	0	X	X	X	X	X	X	X	X	X	X	X	X	X	
45	Zach Jackson	13	0	X	X	X	X	X	X	X	X	X	X	X	X	X	STADIUM RECORDS
																	BOWLS



# 2012 PARTICIPATION

GENERAL INFO					9/1	9/8	9/15	9/22	10/6	10/13	10/20	10/27	11/3	11/10	11/17	11/24	1/1
	#	Name	GP	GS	JSU	AU	TROY	USA	UK	UT	MTSU	ALA	A&M	LSU	AR	UM	NW
2013 BULLDOGS	46	Kendrick Market	12	0	X	--	X	X	X	X	X	X	X	X	X	X	X
	47	A.J. Jefferson	--	--	--	--	--	--	--	--	--	--	--	--	--	--	--
	48	Ryan Brown	7	0	X	X	X	X	--	--	X	--	--	--	X	--	X
	49	Torrey Dale	--	--	--	--	--	--	--	--	--	--	--	--	--	--	--
	50	Benardrick McKinney	13	10	X	X	X	LB	LB	LB	LB	LB	LB	LB	LB	LB	LB
COACHES	51	Deontae Skinner	13	12	LB	LB	LB	LB	LB	LB	LB	LB	LB	LB	X	LB	LB
	52	Ferlando Bohanna	12	1	X	X	LB	X	X	X	X	X	X	X	--	X	X
	53	Daniel McCray	1	0	--	--	--	--	--	--	X	--	--	--	--	--	--
	54	Quay Evans	10	0	X	X	X	X	--	X	X	X	--	X	X	--	X
	55	Dylan Holley	12	0	X	X	X	X	X	X	X	X	X	X	X	X	--
2012 SEASON RECAP	56	Corvell Harrison-Gay	3	0	X	--	--	--	--	--	X	--	--	--	--	X	--
	58	Justin Senior	--	--	--	--	--	--	--	--	--	--	--	--	--	--	--
	59	Archie Muniz	13	0	X	X	X	X	X	X	X	X	X	X	X	X	X
	60	Devin Jones	12	1	X	X	X	X	--	X	X	X	X	X	DT	X	X
	61	Gabe Jackson	13	13	LG	LG	LG	LG	LG	LG	LG	LG	LG	LG	LG	LG	LG
FOOTBALL HISTORY	62	Devon Desper	--	--	--	--	--	--	--	--	--	--	--	--	--	--	--
	62	Michael Turner	1	0	--	--	--	--	--	--	--	--	--	--	X	--	--
	63	Dillon Day	13	13	C	C	C	C	C	C	C	C	C	C	C	C	C
	64	Eric Lawson	--	--	--	--	--	--	--	--	--	--	--	--	--	--	--
	65	Daniel Knox	1	0	--	--	--	X	--	--	--	--	--	--	--	--	--
TEAM RECORDS	66	Ben Beckwith	12	0	X	X	X	X	X	X	X	X	X	X	X	X	--
	67	Tobias Smith	10	9	RG	RG	--	--	X	RG	--	RG	RG	RG	RG	RG	RG
	68	Templeton Hardy	12	0	--	X	X	X	X	X	X	X	X	X	X	X	X
	69	Corbin Stewart	--	--	--	--	--	--	--	--	--	--	--	--	--	--	--
	70	Justin Malone	12	4	X	X	RG	RG	RG	X	RG	X	X	--	X	X	X
INDIVIDUAL RECORDS	71	Cole Carter	--	--	--	--	--	--	--	--	--	--	--	--	--	--	--
	72	Winston Chapman	13	0	X	X	X	X	X	X	X	X	X	X	X	X	X
	72	Patrick Sparkman	--	--	--	--	--	--	--	--	--	--	--	--	--	--	--
	72	Bailey West	--	--	--	--	--	--	--	--	--	--	--	--	--	--	--
	73	Paul Thompson	--	--	--	--	--	--	--	--	--	--	--	--	--	--	--
STADIUM RECORDS	74	Dewayne Cherrington	13	6	X	X	X	DT	X	X	DT	DT	X	DT	X	DT	DT
	75	Blaine Clausell	13	13	LT	LT	LT	LT	LT	LT	LT	LT	LT	LT	LT	LT	LT
	76	Joey Trapp	2	0	X	--	--	--	--	--	--	--	--	--	X	--	--
	77	Charles Siddoway	13	13	RT	RT	RT	RT	RT	RT	RT	RT	RT	RT	RT	RT	RT
	78	Damien Robinson	12	0	X	X	X	X	X	X	X	X	X	X	X	X	--
BOWLS	79	Hunter Cunningham	--	--	--	--	--	--	--	--	--	--	--	--	--	--	--
	80	Brandon Holloway	--	--	--	--	--	--	--	--	--	--	--	--	--	--	--
	81	Robert Johnson	13	0	X	X	X	X	X	X	X	X	X	X	X	X	X
	82	Rufus Warren	7	0	X	X	X	X	--	--	X	--	--	--	X	--	X
	83	Chris Cameron	13	0	X	X	X	X	X	X	X	X	X	X	X	X	X
	86	Fred Brown	--	--	--	--	--	--	--	--	--	--	--	--	--	--	--
	87	DJ Blanks	1	0	X	--	--	--	--	--	--	--	--	--	--	--	--
	88	Hunter Bradley	--	--	--	--	--	--	--	--	--	--	--	--	--	--	--
	88	Nick James	10	0	X	X	X	X	--	--	X	X	--	X	X	--	--
	89	Gus Walley	--	--	--	--	--	--	--	--	--	--	--	--	--	--	--
	90	Denico Autry	13	10	DE	DE	X	DE	X	X	DE	DE	DE	DE	DE	DE	DE
	91	Preston Smith	13	0	X	X	X	X	X	X	X	X	X	X	X	X	X
	92	Kaleb Eulls	13	13	DT	DT	DE	DE	DE	DE	DE	DE	DE	DE	DE	DE	DE
	93	P.J. Jones	9	2	--	--	--	--	DE	DT	X	X	X	X	X	X	X
	94	Nelson Adams	--	--	--	--	--	--	--	--	--	--	--	--	--	--	--
	95	Jordan Washington	--	--	--	--	--	--	--	--	--	--	--	--	--	--	--
	96	Shane McCardell	10	2	DE	DE	X	X	X	X	X	X	X	--	X	--	--
	97	Josh Boyd	13	13	DT	DT	DT	DT	DT	DT	DT	DT	DT	DT	DT	DT	DT
	98	Curtis Virges	12	1	--	X	DT	X	X	X	X	X	X	X	X	X	X
	99	John Harris	2	0	X	--	--	--	--	--	X	--	--	--	--	--	--

# OFFENSIVE DRIVE CHART



## JACKSON STATE

Plays	Yards	Time	Result
8	61	5:40	TOUCHDOWN
4	2	:57	Missed FG
4	42	1:49	TOUCHDOWN
10	50	4:11	TOUCHDOWN
12	63	5:44	TOUCHDOWN
0	0	:00	TOUCHDOWN (DEF.)
4	18	:38	End of Half
11	77	5:48	TOUCHDOWN*
0	0	:00	TOUCHDOWN (DEF.)
3	(4)	2:19	Punt
5	71	2:12	TOUCHDOWN
6	11	3:38	End of Half

## AUBURN

Plays	Yards	Time	Result
11	56	4:16	Missed FG
3	9	1:42	Punt
3	5	:58	Punt
1	8	:05	Fumble
7	70	2:47	TOUCHDOWN
5	8	2:21	Missed FG
3	1	2:03	Punt
8	75	3:11	TOUCHDOWN
10	58	4:41	TOUCHDOWN**
3	8	1:37	Punt
3	62	1:02	TOUCHDOWN
3	8	2:10	Punt**
6	33	3:23	Downs
1	(2)	:25	End of Half

## AT TROY

Plays	Yards	Time	Result
3	2	1:29	Punt
5	31	1:54	FIELD GOAL
3	1	2:02	Punt
5	40	2:23	TOUCHDOWN
2	72	:23	TOUCHDOWN
8	32	2:44	Punt
1	58	:08	TOUCHDOWN
1	(1)	:12	End of Half
7	44	4:45	Punt
4	26	1:33	Punt
4	17	1:21	Punt
12	74	5:32	TOUCHDOWN
7	43	4:00	End of Half

## SOUTH ALABAMA

Plays	Yards	Time	Result
3	(8)	1:24	Punt
3	(2)	1:25	Punt
5	24	3:08	Punt
3	3	1:39	Punt
3	70	1:17	TOUCHDOWN
9	80	3:56	TOUCHDOWN*
4	4	1:00	FIELD GOAL
6	31	1:19	Interception
4	2	:30	FIELD GOAL
5	50	1:52	TOUCHDOWN**
12	44	5:55	FIELD GOAL
6	26	2:39	Missed FG
6	20	2:55	Downs
1	5	:15	End of Half

## AT KENTUCKY

Plays	Yards	Time	Result
13	85	5:45	TOUCHDOWN
9	26	2:55	Punt
6	61	2:35	TOUCHDOWN**
6	19	4:00	Punt#
11	52	4:19	FIELD GOAL**
5	50	:53	FIELD GOAL
2	40	:47	TOUCHDOWN
3	1	1:36	Punt

5	21	3:20	Punt
11	58	4:15	Fumble
3	3	2:14	Punt
6	31	3:20	End of Half

## TENNESSEE

Plays	Yards	Time	Result
8	73	2:39	FIELD GOAL
10	65	5:42	TOUCHDOWN
6	40	2:32	TOUCHDOWN*
10	66	4:26	FIELD GOAL**
4	32	1:43	TOUCHDOWN
10	30	4:04	Missed FG
3	2	1:18	Punt
1	(2)	:13	End of Half
3	9	1:18	Punt
3	(2)	1:27	Punt
7	37	2:53	Punt
3	8	1:28	Punt
3	30	1:14	TOUCHDOWN**
12	75	5:13	TOUCHDOWN

## MIDDLE TENNESSEE

Plays	Yards	Time	Result
14	74	7:08	TOUCHDOWN**
11	43	5:25	FIELD GOAL**
8	51	3:39	Missed FG
7	33	3:46	Fumble
5	75	2:00	TOUCHDOWN
3	25	1:35	TOUCHDOWN
1	23	:07	TOUCHDOWN
4	64	1:43	TOUCHDOWN
5	59	2:22	TOUCHDOWN
3	(4)	2:08	Punt
0	0	:00	End of Half

## AT ALABAMA

Plays	Yards	Time	Result
9	41	3:48	Missed FG
5	36	2:21	Punt
3	(13)	:56	Punt
3	8	1:27	Punt
3	(7)	2:22	Punt
3	5	:59	Punt
4	27	:52	End of Half
3	2	1:03	Punt
16	97	8:23	Interception
0	0	:00	Fumble
0	0	:11	Fumble
9	63	3:35	TOUCHDOWN

## TEXAS A&M

Plays	Yards	Time	Result
5	11	3:03	Punt
5	11	2:03	Punt
5	17	3:04	Punt
9	42	5:02	Downs**
3	8	1:29	Punt
0	0	0:00	End of Half
3	3	1:30	Punt
4	58	1:26	TOUCHDOWN
5	53	1:36	Interception
9	75	4:20	TOUCHDOWN
6	19	1:58	Downs
3	0	1:21	End of Half

## AT LSU

Plays	Yards	Time	Result
10	74	4:43	TOUCHDOWN*
3	9	1:44	Punt
2	10	:43	Fumble
9	45	4:43	FIELD GOAL
1	(1)	:08	End of Half
3	3	1:48	Punt
1	29	:14	TOUCHDOWN
6	18	3:47	Punt**
3	6	:49	Punt
10	67	4:34	Downs
13	78	2:46	Interception
3	13	1:06	End of Half

## ARKANSAS

Plays	Yards	Time	Result
15	75	5:28	TOUCHDOWN
5	10	2:47	Punt
3	4	1:47	Punt
4	6	:45	FIELD GOAL
5	78	1:58	TOUCHDOWN
4	46	:56	Fumble
1	(2)	:09	End of Half
3	5	1:29	Punt
8	69	4:09	TOUCHDOWN*
3	(1)	:59	Punt
2	37	:31	TOUCHDOWN
4	45	1:08	TOUCHDOWN
1	60	:10	TOUCHDOWN
13	69	7:58	Downs

## AT OLE MISS

Plays	Yards	Time	Result
0	0	:00	TOUCHDOWN\$
10	41	4:07	Missed FG
4	58	1:20	TOUCHDOWN
4	14	1:35	Punt
6	25	3:42	Punt
6	22	2:06	Downs*
5	69	1:58	FIELD GOAL*
2	0	:20	Interception
1	(1)	:07	End of Half
3	5	1:20	Punt
6	25	2:21	Interception
3	9	2:10	Punt
4	16	1:57	Punt
3	(15)	1:33	Punt
9	75	3:20	TOUCHDOWN*

## VS NORTHWESTERN

Plays	Yards	Time	Result
3	6	:47	Interception
7	50	3:18	Interception
3	0	1:28	Punt
3	0	1:28	Punt
1	0	:11	Interception
6	53	3:18	FIELD GOAL
6	62	1:25	TOUCHDOWN
0	0	:00	End of Half
8	24	3:02	FIELD GOAL**
4	18	1:46	Punt
4	4	2:27	Punt
8	75	3:44	TOUCHDOWN
3	(15)	1:33	Punt
9	75	3:20	TOUCHDOWN*

Drives quarterbacked by Tyler Russell

Drives quarterbacked by Dak Prescott

\* Russell began drive, Prescott entered in middle

\*\* Russell started drive, Prescott entered in middle and Russell finished drive

# Russell started, Prescott entered in middle, Russell returned and Prescott finished drive

\$ Kickoff/Punt return

GENERAL INFO

2013 BULLDOGS

COACHES

2012 SEASON  
RECAP

FOOTBALL  
HISTORY

TEAM RECORDS

INDIVIDUAL  
RECORDS

STADIUM  
RECORDS

BOWLS



# DEFENSIVE DRIVE CHART

GENERAL INFO

2013 BULLDOGS

COACHES

2012 SEASON RECAP

FOOTBALL HISTORY

TEAM RECORDS

INDIVIDUAL RECORDS

STADIUM RECORDS

BOWLS

## JACKSON STATE

Plays	Yards	Time	Result
5	5	1:59	Punt
5	7	2:01	Punt
3	4	1:32	Punt
5	(1)	3:13	Punt
4	35	2:10	Interception
8	93	1:37	TOUCHDOWN
6	29	3:17	Punt
3	4	:56	Interception
2	7	1:11	Fumble
15	84	7:05	FIELD GOAL
4	17	2:59	Punt

## AUBURN

Plays	Yards	Time	Result
4	20	1:09	Punt
3	2	1:28	Punt
6	1	4:35	Punt
12	33	6:07	FIELD GOAL
1	0	:08	Interception
5	19	1:54	Interception
1	(2)	:27	End of Half
0	0	:00	TOUCHDOWN
3	0	2:10	Punt
5	25	2:25	Punt
3	(7)	1:54	Punt
8	49	3:21	Interception
5	32	2:15	Fumble
6	41	:54	Fumble

## AT TROY

Plays	Yards	Time	Result
3	(3)	1:40	Punt
10	81	3:44	TOUCHDOWN
0	(3)	:00	Fumble
9	57	3:00	Fumble
10	48	3:05	Interception
6	25	2:10	Interception
15	74	4:33	Missed FG
3	2	1:13	Punt
13	80	4:38	TOUCHDOWN
6	24	1:38	Punt
6	91	1:58	TOUCHDOWN
8	50	2:46	FIELD GOAL

## SOUTH ALABAMA

Plays	Yards	Time	Result
3	8	1:22	Punt
6	12	2:24	Punt
3	2	1:42	Punt
9	50	3:21	Missed FG
6	23	2:39	Punt
3	0	1:13	Punt
3	(2)	1:01	Punt
2	11	:30	Interception
13	71	5:01	FIELD GOAL
5	7	1:58	Punt
6	57	2:12	Interception
12	78	5:51	TOUCHDOWN
4	38	1:04	Fumble

## AT KENTUCKY

Plays	Yards	Time	Result
3	3	:44	Punt
3	1	1:21	Punt
10	80	4:29	TOUCHDOWN
3	5	1:44	Punt
3	1	:58	Punt
3	(1)	1:24	Punt
6	19	2:14	Punt

7	46	2:24	TOUCHDOWN
4	5	2:10	Punt
6	16	2:40	Punt
7	30	1:57	Downs
6	12	1:25	Downs

## TENNESSEE

Plays	Yards	Time	Result
10	75	3:30	TOUCHDOWN
3	7	1:20	Punt
0	0	:00	TOUCHDOWN
3	1	1:16	Punt
3	9	:40	Punt
1	0	:09	Interception
10	62	4:19	FIELD GOAL
15	86	5:03	TOUCHDOWN
4	20	1:50	Punt
3	5	1:28	Punt
2	18	:42	Fumble
5	58	2:31	TOUCHDOWN
0	0	:00	End of Half

## MIDDLE TENNESSEE

Plays	Yards	Time	Result
3	9	1:59	Punt
8	15	1:52	Punt
13	65	4:40	FIELD GOAL
3	49	1:20	End of Half
12	47	5:27	Punt
3	15	1:18	Interception
5	6	2:18	Fumble
5	0	2:45	Punt
3	(6)	1:18	Punt
5	25	1:59	Punt
14	38	4:44	Interception

## AT ALABAMA

Plays	Yards	Time	Result
9	59	4:32	TOUCHDOWN
6	80	3:13	TOUCHDOWN
8	73	2:33	TOUCHDOWN
3	3	1:28	Punt
3	9	1:56	Punt
3	(9)	2:20	Punt
6	36	1:13	FIELD GOAL
6	31	2:47	Punt
4	33	2:58	Punt
3	28	1:54	TOUCHDOWN
8	43	4:41	TOUCHDOWN
6	23	4:39	End of Half

## TEXAS A&M

Plays	Yards	Time	Result
10	73	2:41	TOUCHDOWN
9	79	4:02	TOUCHDOWN
11	87	3:16	TOUCHDOWN
11	83	3:46	FIELD GOAL
10	69	1:24	Missed FG
9	75	2:20	TOUCHDOWN
3	(2)	1:37	Punt
11	75	4:12	Fumble
10	50	3:42	Missed FG
9	65	3:06	TOUCHDOWN
7	34	2:40	Downs

## AT LSU

Plays	Yards	Time	Result
8	29	3:36	Punt
12	48	6:21	FIELD GOAL
12	67	5:22	FIELD GOAL
3	21	1:38	TOUCHDOWN
4	71	:35	TOUCHDOWN
0	(3)	:00	Fumble
10	45	4:13	FIELD GOAL
11	80	4:25	TOUCHDOWN
5	19	3:14	Punt
6	12	2:27	Punt
0	0	:00	TOUCHDOWN

## ARKANSAS

Plays	Yards	Time	Result
11	86	5:03	TOUCHDOWN
10	65	4:14	TOUCHDOWN
0	(1)	:00	Fumble
5	17	2:48	Punt
3	2	2:05	Punt
4	25	1:32	Punt
4	22	1:18	Interception
3	4	2:08	Punt
7	33	2:42	Downs
1	7	:08	Fumble
2	26	:24	Fumble
5	37	2:12	Interception
6	10	3:42	Punt
2	12	:35	End of Half

## AT OLE MISS

Plays	Yards	Time	Result
4	71	1:43	TOUCHDOWN
8	79	3:34	Interception
3	4	1:17	Punt
2	4	:48	Interception
9	58	1:47	FIELD GOAL
3	(1)	1:38	Punt
2	82	:51	TOUCHDOWN
2	15	:32	Fumble
8	19	2:22	Punt
11	49	3:22	FIELD GOAL
4	50	1:00	TOUCHDOWN
3	41	:57	TOUCHDOWN
11	87	4:59	TOUCHDOWN
10	20	6:44	Missed FG
1	(1)	:05	End of Half

## VS NORTHWESTERN

Plays	Yards	Time	Result
0	0	:00	TOUCHDOWN
15	69	6:00	FIELD GOAL
10	43	3:26	FIELD GOAL
3	24	1:27	Interception
6	25	3:56	Punt
3	4	2:11	Punt
3	9	1:06	Punt
4	13	1:16	Interception
6	76	1:06	TOUCHDOWN
3	2	:43	Interception
8	74	3:58	TOUCHDOWN
3	2	:59	Punt
3	5	1:44	TOUCHDOWN
8	29	3:57	Punt
3	6	1:42	End of Half

## TEAM GAME BY GAME STATISTICS

Game	Score	1st Downs Tot-Ru-Pa-Pe	Rushing No-Yds-TD	Passing C-A-I-Yds-TD	Tot. Off. Plays-Yds	Punts No-Yds	Fumbles F-L	Penalties No-Yds	3rd Dns	Time of Poss.
Jackson State	9	16-8-6-2	21-109-0	20-38-2-156-1	59-265	6-174	1-1	9-75	2-11	26:50
Mississippi State	56	23-9-12-2	38-202-4	16-28-0-193-2	66-395	1-28	3-0	6-64	8-13	33:10
Auburn	10	15-5-8-2	39-91-0	13-22-3-125-0	61-216	6-245	2-2	7-57	2-12	29:19
Mississippi State	28	23-10-11-2	36-166-1	20-29-0-222-3	65-388	5-200	1-1	5-61	1-10	30:41
Mississippi State	30	17-10-6-1	35-213-1	11-26-0-244-3	61-457	6-260	2-0	5-46	4-14	28:54
Troy	24	30-16-14-0	40-223-3	34-47-2-349-0	87-572	3-108	2-2	7-63	9-16	31:06
South Alabama	10	21-10-10-1	30-123-0	22-43-2-224-1	73-347	7-302	1-1	2-20	5-15	30:35
Mississippi State	30	15-6-8-1	37-156-3	14-29-1-200-0	66-356	4-188	2-0	6-45	5-14	29:25
Mississippi State	27	25-8-15-2	39-158-1	23-39-0-269-2	78-427	5-173	1-1	2-9	10-18	35:59
Kentucky	14	13-6-6-1	34-84-1	15-27-0-144-1	61-228	8-350	1-0	3-40	5-15	24:01
Tennessee	31	18-10-8-0	34-213-1	13-24-1-148-2	58-361	5-169	2-1	6-64	6-12	23:29
Mississippi State	41	26-6-18-2	41-141-2	25-39-0-308-3	80-449	5-209	0-0	1-10	4-14	36:31
Middle Tennessee	3	19-10-7-2	41-131-0	20-32-2-174-0	73-305	6-199	1-1	8-62	4-15	30:07
Mississippi State	45	22-9-12-1	32-227-3	21-27-0-219-3	59-446	1-39	1-1	5-23	9-12	29:53
Mississippi State	7	16-3-11-2	21-47-0	19-36-1-209-1	57-256	6-250	4-2	6-56	4-13	25:46
Alabama	38	22-13-8-1	40-179-2	17-24-0-235-3	64-414	5-211	0-0	7-63	4-11	34:14
Texas A&M	38	36-19-16-1	58-361-5	32-39-0-332-0	97-693	1-44	1-1	4-42	9-16	32:52
Mississippi State	13	15-7-7-1	27-98-1	19-30-1-212-1	57-310	5-230	1-0	5-50	2-10	27:08
Mississippi State	17	21-5-14-2	24-47-0	27-39-1-304-2	63-351	4-167	1-1	4-20	3-10	27:50
LSU	37	22-10-12-0	38-119-1	19-30-0-273-2	68-392	3-126	3-1	2-20	9-15	32:10
Arkansas	14	19-5-13-1	33-126-0	24-30-2-233-2	63-359	5-225	3-3	9-70	6-12	29:33
Mississippi State	45	24-10-14-0	36-203-2	21-34-0-302-4	70-505	4-147	1-1	5-41	5-12	30:27
Mississippi State	24	17-2-14-1	25-30-0	21-39-2-303-2	64-333	6-233	0-0	5-66	1-13	28:19
Ole Miss	41	28-14-10-4	56-233-0	15-22-2-294-5	78-527	3-94	1-1	5-35	6-14	31:41
Mississippi State	20	18-10-7-1	33-186-0	12-29-4-106-2	62-292	5-216	0-0	6-47	1-11	26:12
Northwestern	34	19-8-10-1	40-161-3	21-36-3-196-0	76-357	5-217	1-0	2-20	10-19	33:48

## MISCELLANEOUS TEAM STATISTICS

### IN THE RED ZONE (20 YARDS AND IN)\*

MSU SCORES/RED ZONE ENTRIES - 39-51 (76.5%)

Scores - 39

Touchdowns - 31 (Passing - 19, Rushing - 12), Field Goals - 8

Non-Scores - 12

Missed Field Goals - 4, Loss of Downs - 4, Punts - 0

Turnovers - 3 (Fumbles - 0, Interceptions - 3, Blocked Field Goal - 0)

End of half - 1; End of game - 0

OPPONENT SCORES/RED ZONE ENTRIES - 35-44 (79.6%)

Scores - 35

Touchdowns - 25 (Passing - 10, Rushing - 13), Field Goals - 12

Non-Scores - 9

Missed Field Goals - 2, Loss of Downs - 1, Punts - 0

Turnovers - 5 (Fumbles - 1, Interceptions - 4, Blocked Field Goal - 0)

End of half - 0; End of game - 1

\* - Offensive series only; does not include overtimes

## TURNOVERS

Takeaways - 33

Giveaways - 17

Difference - (+16) [T-5TH BEST IN FBS]

Ratio Per Game: +1.2

Points Off TOs - MSU 92 (12 TD, 3 FG, 11 PAT[1], 0 PAT[2], 0 Safety)

Opp. 55 (7 TD, 2 FG, 7 PAT[1], 0 PAT[2])

Points Off TOs/Game - MSU 7.1, Opp. 4.2

## KICKOFFS

Touchbacks - 16 (16/73, 22.0%)

Opp. Returns - 53, 1,072 yards (Avg. Return — 20.2)

Fair Catches - 0 • Out of Bounds - 2

Onside Kicks - 1

## CONVERSIONS

### 3RD DOWN CONVERSIONS (BY QUARTER)

	1	2	3	4	OT	Total
MISSISSIPPI STATE	20-47	14-42	14-40	9-35	0-0	57-164
Pct.	.426	.333	.350	.257	.000	.348
Opponents	23-43	21-54	19-45	14-41	0-0	77-183
Pct.	.535	.389	.422	.341	.000	.421

### 3RD DOWN CONVERSIONS (BY DISTANCE)

3rd and:	1-3	4-6	7-10	11+	Total
MISSISSIPPI STATE	23-47	17-38	13-47	4-32	57-164
Pct.	.489	.447	.277	.125	.348
Opponents	39-55	17-40	16-60	6-28	77-183
Pct.	.709	.425	.267	.214	.421

### 4TH DOWN CONVERSIONS (BY QUARTER)

	1	2	3	4	OT	Total
MISSISSIPPI STATE	2-2	2-4	2-2	7-13	0-0	13-21
Pct.	1.000	.500	1.000	.538	.000	.619
Opponents	1-1	3-3	1-2	6-9	0-0	11-15
Pct.	1.000	1.000	.500	.625	.667	.733

GENERAL INFO

2013 BULLDOGS

COACHES

2012 SEASON  
RECAP

FOOTBALL  
HISTORY

TEAM RECORDS

INDIVIDUAL  
RECORDS

STADIUM  
RECORDS

BOWLS



# 2012 STATISTICS

GENERAL INFO	RUSHING										
	#4 Lewis	#7 Griffin	#15 Prescott	#17 Russell	#27 Perkins	#28 Milton	#34 Robinson				
JACKSON STATE	2-11-0	5-12-0	2-6-1	1-11-0	9-58-2	8-65-1	5-35-0				
AUBURN	0-0-0	2-21-0	2-4-0	4-0-0	14-83-1	6-30-0	6-30-0				
at Troy	1-(3)-0	0-0-0	DNP	3-26-0	23-179-1	DNP	5-14-0				
SOUTH ALABAMA	1-1-0	4-14-0	5-10-1	2-(4)-1	11-69-1	7-38-0	6-31-0				
at Kentucky	0-0-0	0-0-0	7-32-0	2-0-0	25-110-1	1-4-0	3-12-0				
TENNESSEE	0-0-0	1-(3)-0	2-2-0	7-0-0	23-100-1	1-3-0	6-41-1				
MIDDLE TENN.	1-12-0	1-44-0	2-(6)-1	1-(6)-0	20-125-1	3-38-1	3-3-0				
at Alabama	0-0-0	1-9-0	0-0-0	2-(7)-0	15-38-0	2-(8)-0	1-15-0				
TEXAS A&M	0-0-0	2-10-0	2-14-0	4-7-1	13-42-0	2-5-0	4-20-0				
at LSU	0-0-0	11-38-0	1-3-0	5-4-0	DNP	1-(14)-0	5-17-0				
ARKANSAS	0-0-0	2-68-1	6-17-1	3-(1)-0	17-91-0	3-4-0	4-26-0				
at Ole Miss	0-0-0	3-10-0	1-(1)-0	4-(23)-0	16-45-0	DNP	DNP				
vs. Northwestern	0-0-0	0-0-0	2-20-0	4-(12)-0	19-84-0	DNP	7-91-0				
COACHES	RECEIVING										
	#1 Bumphis	#3 Heavens	#4 Lewis	#6 Johnson	#8 Smith	#16 Morrow	#18 Hill	#19 Clark	#27 Perkins	#32 Green	#81 Johnson
JACKSON STATE	1-9-1	0-0-0	3-32-0	DNP	2-28-0	2-24-0	2-27-0	3-35-0	0-0-0	2-31-1	1-7-0
AUBURN	3-47-1	0-0-0	1-21-0	DNP	5-46-0	0-0-0	1-6-0	1-20-0	3-17-0	4-54-2	1-8-0
at Troy	6-180-3	1-9-0	0-0-0	DNP	3-58-0	0-0-0	0-0-0	0-0-0	1-(3)-0	0-0-0	0-0-0
SOUTH ALABAMA	2-35-0	3-55-0	1-8-0	DNP	3-45-0	0-0-0	0-0-0	1-46-0	1-(1)-0	0-0-0	1-6-0
at Kentucky	9-104-1	0-0-0	0-0-0	DNP	3-19-0	DNP	0-0-0	5-62-0	3-53-0	1-2-0	1-19-0
TENNESSEE	7-93-0	0-0-0	0-0-0	2-34-1	3-31-0	0-0-0	1-5-0	3-44-0	2-25-0	6-71-2	0-0-0
MIDDLE TENN.	1-11-0	2-50-0	1-1-0	0-0-0	7-66-2	2-16-0	1-8-0	2-9-0	0-0-0	2-12-0	2-36-1
at Alabama	1-7-0	0-0-0	2-26-0	1-13-0	3-73-0	DNP	0-0-0	3-32-0	2-10-0	2-21-0	4-23-1
TEXAS A&M	4-50-1	0-0-0	1-5-0	0-0-0	4-60-0	0-0-0	0-0-0	5-64-0	1-3-0	0-0-0	2-14-0
at LSU	9-140-1	DNP	0-0-0	2-40-0	7-56-0	DNP	0-0-0	4-43-0	DNP	1-9-1	1-14-0
ARKANSAS	6-82-2	1-9-0	1-15-0	1-27-0	2-23-0	1-13-0	0-0-0	3-61-0	3-40-2	0-0-0	2-24-0
at Ole Miss	6-146-2	0-0-0	0-0-0	2-33-0	3-35-0	DNP	0-0-0	3-35-0	3-16-0	1-15-0	2-13-0
vs. Northwestern	3-18-0	0-0-0	0-0-0	2-24-1	2-24-0	DNP	0-0-0	3-36-1	0-0-0	0-0-0	0-0-0
FOOTBALL HISTORY	PASSING			FIELD GOALS				PUNTING			
	#15 Prescott	#17 Russell	Made, Missed	#40 Bell				#39 Swedenburg			
JACKSON STATE	1-4-0-8-0	15-24-0-185-2	JACKSON STATE	42				JACKSON STATE	1-28-0-1		
AUBURN	0-0-0-0-0	20-29-0-222-3	AUBURN	36, 43				AUBURN	5-40-0-1		
at Troy	DNP	11-26-0-244-3	at Troy	37				at Troy	6-43-3-3		
SOUTH ALABAMA	1-2-0-29-0	13-27-1-171-0	SOUTH ALABAMA	42, 42, 31				SOUTH ALABAMA	4-47-0-1		
at Kentucky	0-0-0-0-0	23-39-0-269-2	at Kentucky	20, 37				at Kentucky	5-34-6-2		
TENNESSEE	2-2-0-17-1	23-37-0-291-2	TENNESSEE	31, 24, 38				TENNESSEE	5-41-8-3		
MIDDLE TENN.	4-5-0-28-0	17-21-0-191-3	MIDDLE TENN.	32, 35				MIDDLE TENN.	1-39-0-0		
at Alabama	4-6-0-40-1	15-30-1-169-0	at Alabama	31				at Alabama	6-41-7-1		
TEXAS A&M	0-0-0-0-0	19-30-1-212-1	TEXAS A&M					TEXAS A&M	5-46-0-2		
at LSU	1-1-0-9-1	26-38-1-295-1	at LSU	47				at LSU	4-41-8-0		
ARKANSAS	2-2-0-28-0	19-32-0-274-4	ARKANSAS	39				ARKANSAS	4-36-8-1		
at Ole Miss	3-6-0-35-1	18-33-2-268-1	at Ole Miss	41, 23				at Ole Miss	6-38-8-3		
vs. Northwestern	0-1-0-0	12-28-4-106-2	vs. Northwestern	27, 47				vs. Northwestern	5-43-2-0		
TEAM RECORDS	GAME-BY-GAME TACKLES										
	#5 Whitley	#9 Slay	#10 C. Lawrence	#13 Banks	#25 Broomfield	#50 McKinney	#51 Skinner	#90 Autry	#92 Eulls	#97 Boyd	
JACKSON STATE	4-3-1-0-0-0-0	1-1-0-0-0-0-0	3-0-3-0-0-0-0	1-0-1-0-0-0-0	2-1-1-0-0-0-0	4-1-3-0-0-0-0	2-1-1-0-0-0-0	2-1-1-1-0-1-0	0-0-0-0-0-0-0	1-0-1-0-0-0-0	
AUBURN	7-2-5-0-5-0-0	2-1-1-0-0-0-0	10-6-4-1-5-1-0	6-4-2-0-0-0-0	7-3-4-2-0-0-0	4-1-3-0-0-0-0	5-2-3-1-5-0-0	3-1-2-0-0-0-0	0-0-0-0-0-0-0	4-2-2-0-0-0-0	
at Troy	6-4-2-0-0-0-0	6-4-2-0-0-0-0	13-9-4-0-0-0-0	5-4-1-0-0-0-0	4-3-1-0-0-0-0	8-7-1-0-0-0-0	8-7-1-0-0-0-0	3-1-2-1-0-0-0	1-1-0-0-0-0-0	2-0-2-0-0-0-0	
SOUTH ALABAMA	7-5-2-0-0-0-0	2-1-1-0-0-0-0	2-1-1-0-0-0-0	3-2-1-1-0-0-0	5-2-3-0-5-0-0	8-2-6-1-5-0-0	7-2-5-0-0-0-0	4-2-2-1-0-0-0	4-1-3-1-0-0-0	1-0-1-0-0-0-0	
at Kentucky	5-4-1-0-0-0-0	6-5-1-1-0-0-0	5-2-3-0-0-0-0	4-2-2-1-0-0-0	2-1-1-0-0-0-0	12-10-2-1-0-0-0	3-2-1-0-0-0-0	2-1-1-1-5-1-0	2-2-0-0-0-0-0	3-2-1-1-5-1-0	
TENNESSEE	8-5-3-1-0-0-0	4-2-2-0-0-0-0	10-2-8-0-0-0-0	6-4-2-0-0-0-0	2-0-2-0-0-0-0	14-2-12-0-0-0-0	7-1-6-0-0-0-0	3-1-2-0-0-0-0	2-1-1-0-0-0-0	1-0-1-0-0-0-0	
MIDDLE TENN.	8-4-4-1-0-0-0	2-1-1-0-0-0-0	6-3-3-2-5-1-0	8-5-3-0-0-0-0	3-2-1-0-0-0-0	5-3-2-0-0-0-0	5-0-5-0-5-0-0	1-1-0-0-0-0-0	1-0-1-0-0-0-0	3-0-3-0-0-0-0	
at Alabama	1-1-0-0-0-0-0	2-2-0-0-0-0-0	10-6-4-2-0-1-0	4-3-1-0-0-0-0	3-3-0-1-0-0-0	4-2-2-1-0-1-0	2-0-2-0-0-0-0	5-4-1-1-0-0-0	2-0-2-0-0-0-0	0-0-0-0-0-0-0	
TEXAS A&M	12-4-8-0-0-0-0	4-1-3-0-0-0-0	13-6-7-1-0-1-0	8-4-4-0-0-0-0	5-2-3-0-0-0-0	14-2-12-0-0-0-0	8-1-7-0-5-0-0	4-3-1-0-0-0-0	5-0-5-0-0-0-0	5-0-5-0-0-0-0	
at LSU	13-5-8-0-0-0-0	4-1-3-0-0-0-0	15-4-11-0-0-0-0	6-3-3-0-0-0-0	2-0-2-0-0-0-0	6-1-5-0-0-0-0	4-0-4-0-5-0-0	5-4-1-2-0-1-0	5-0-5-0-0-0-0	3-0-3-0-0-0-0	
ARKANSAS	5-4-1-0-0-0-0	1-0-1-0-0-0-0	11-1-10-0-0-0-0	5-3-2-0-0-0-0	2-2-0-0-0-0-0	8-3-5-0-0-0-0	4-1-3-2-0-0-0	3-1-2-1-0-1-0	2-0-2-0-0-0-0	5-1-4-0-0-0-0	
at Ole Miss	6-3-3-0-0-0-0	3-2-1-0-0-0-0	13-9-4-3-0-0-0	3-3-0-0-0-0-0	1-0-1-0-5-0-5	10-6-4-1-0-0-0	6-4-2-0-0-0-0	2-1-1-1-0-0-0	2-1-1-0-0-0-0	5-3-2-0-5-0-5	
vs. Northwestern	6-0-6-1-0-0-0	3-0-3-0-0-0-0	9-5-4-0-0-0-0	4-2-2-0-0-0-0	2-0-2-0-0-0-0	5-0-5-0-0-0-0	1-0-1-0-0-0-0	5-0-5-0-0-0-0	2-1-1-0-0-0-0	2-1-1-0-0-0-0	
STADIUM RECORDS	BOWLS										
JACKSON STATE											
AUBURN											
at Troy											
SOUTH ALABAMA											
at Kentucky											
TENNESSEE											
MIDDLE TENN.											
at Alabama											
TEXAS A&M											
at LSU											
ARKANSAS											
at Ole Miss											
vs. Northwestern											

## 20-YARD PLUS PLAYS

Yards	Type	Player(s)	Opponent
*100	KR	Jameon Lewis	Ole Miss
*72	Pass	Chad Bumphis from Tyler Russell	Troy
68	Pass	Chad Bumphis from Tyler Russell	Ole Miss
66	INT	Nickoe Whitley	South Alabama
*64	Rush	LaDarius Perkins	Middle Tennessee
*60	Rush	Nick Griffin	Arkansas
59	Rush	Josh Robinson	Northwestern
*58	Pass	Chad Bumphis from Tyler Russell	Troy
*52	INT	Darius Slay	Jackson State
49	KR	Jameon Lewis	South Alabama
47	INT	Johnthan Banks	South Alabama
46	Pass	Arceto Clark from Tyler Russell	South Alabama
46	INT	Johnthan Banks	Middle Tennessee
45	Pass	Chris Smith from Tyler Russell	Troy
*44	Rush	LaDarius Perkins	South Alabama
44	Rush	Nick Griffin	Middle Tennessee
42	Pass	Chris Smith from Tyler Russell	Texas A&M
*42	Pass	Chad Bumphis from Tyler Russell	Ole Miss
41	KR	Jameon Lewis	South Alabama
40	Pass	Chad Bumphis from Tyler Russell	LSU
39	KR	Jameon Lewis	Alabama
39	KR	Jameon Lewis	Texas A&M
38	Pass	Brandon Heavens from Tyler Russell	Middle Tennessee
37	KR	Robert Johnson	Alabama
33	KR	LaDarius Perkins	Alabama
*31	Rush	LaDarius Perkins	Kentucky
31	Pass	Chris Smith from Tyler Russell	Alabama
31	INT	Darius Slay	Auburn
*30	Pass	Marcus Green from Tyler Russell	Auburn
*30	Rush	LaDarius Perkins	Troy
30	Rush	LaDarius Perkins	Troy
29	Pass	Marcus Green from Tyler Russell	Tennessee
29	Pass	Brandon Heavens from Dak Prescott	South Alabama
28	Pass	Chris Smith from Tyler Russell	Alabama
28	KR	Robert Johnson	LSU
28	Pass	Chad Bumphis from Tyler Russell	Texas A&M
27	INT	Denico Autry	Northwestern
27	Rush	Derrick Milton	Middle Tennessee
27	Pass	Malcolm Johnson from Tyler Russell	Arkansas
*27	Pass	Chad Bumphis from Tyler Russell	Kentucky
26	KR	Jameon Lewis	Ole Miss
26	KR	LaDarius Perkins	Troy
26	Pass	Arceto Clark from Tyler Russell	Kentucky
*25	Pass	Chad Bumphis from Tyler Russell	Troy
25	Pass	Chad Bumphis from Tyler Russell	Tennessee
25	Pass	Malcolm Johnson from Tyler Russell	Tennessee
24	Pass	Arceto Clark from Tyler Russell	Tennessee
*24	Pass	LaDarius Perkins from Tyler Russell	Arkansas
24	Pass	Arceto Clark from Tyler Russell	Arkansas
24	KR	LaDarius Perkins	Troy
24	Rush	Derrick Milton	Jackson State
24	KR	Jameon Lewis	Ole Miss
24	KR	LaDarius Perkins	Alabama
24	Pass	Malcolm Johnson from Tyler Russell	LSU
23	Pass	LaDarius Perkins from Tyler Russell	Kentucky
23	Pass	Chad Bumphis from Tyler Russell	LSU
23	KR	LaDarius Perkins	Tennessee
23	KR	LaDarius Perkins	Tennessee
23	Pass	Chad Bumphis from Tyler Russell	Tennessee
23	Pass	Arceto Clark from Tyler Russell	Texas A&M
23	INT	Johnthan Banks	Auburn
*23	Pass	Robert Johnson from Tyler Russell	Middle Tennessee
22	KR	LaDarius Perkins	Middle Tennessee
22	Rush	Nick Griffin	Auburn
22	Pass	Chris Smith from Tyler Russell	Middle Tennessee
22	KR	Robert Johnson	LSU
*22	INT	Matthew Wells	Jackson State
*22	Pass	Chad Bumphis from Tyler Russell	Arkansas
22	PR	Johnthan Banks	Jackson State
22	Rush	Josh Robinson	Arkansas
22	Pass	Brandon Heavens from Tyler Russell	South Alabama
*21	Rush	LaDarius Perkins	Auburn
21	Pass	Jameon Lewis from Tyler Russell	Auburn
21	KR	Robert Johnson	LSU
21	KR	Robert Johnson	LSU
21	KR	LaDarius Perkins	Tennessee
21	Pass	Chad Bumphis from Tyler Russell	Troy
21	KR	Robert Johnson	Northwestern

\* touchdown scored on play

## LONG PLAYS BY THE NUMBERS

Long Plays By Yards	No.	TD
100+	1	1
90-99	0	0
80-89	0	0
70-79	1	1
60-69	4	2
50-59	3	2
40-49	11	2
30-39	11	3
20-29	62	7
Long Plays By Type	No.	TD
Rushing	16	6
Passing	43	9
Punt returns	2	0
Kick returns	24	1
Interceptions	8	2
Fumble returns	0	0
Other	0	0
<b>TOTAL</b>	<b>94</b>	<b>18</b>

## 20-YARD PLUS BY PLAYER

Player	No.	TD	R	P	KR	PR	IR	FR
LaDarius Perkins	19	6	8	2	9	0	0	0
Chad Bumphis	15	6	0	15	0	0	0	0
Jameon Lewis	11	1	0	2	9	0	0	0
Chris Smith	8	0	0	8	0	0	0	0
Robert Johnson	8	1	0	2	6	0	0	0
Arceto Clark	6	0	0	6	0	0	0	0
Johnthan Banks	5	0	0	0	0	2	3	0
Nick Griffin	3	1	3	0	0	0	0	0
Malcolm Johnson	3	0	0	3	0	0	0	0
Brandon Heavens	3	0	0	3	0	0	0	0
Marcus Green	2	1	0	2	0	0	0	0
Darius Slay	2	1	0	0	0	0	2	0
Derrick Milton	2	0	2	0	0	0	0	0
Matthew Wells	1	1	0	0	0	0	1	0
Tyler Russell	1	0	1	0	0	0	0	0
Josh Robinson	2	0	2	0	0	0	0	0
Nickoe Whitley	1	0	0	0	0	0	1	0
Denico Autry	1	0	0	0	0	0	1	0
<b>TOTAL</b>	<b>94</b>	<b>18</b>	<b>16</b>	<b>43</b>	<b>24</b>	<b>2</b>	<b>7</b>	<b>0</b>

## LONGEST PLAYS OF THE YEAR

### LONGEST PLAYS OF THE YEAR

#### RUSHING

64 LaDarius Perkins vs Middle Tennessee (10/20/2012)

#### RUSHING TOUCHDOWN

64 LaDarius Perkins vs Middle Tennessee (10/20/2012)

#### PASSING

72 Chad Bumphis from Tyler Russell vs Troy (9/15/2012)

#### PASSING TOUCHDOWN

72 Chad Bumphis from Tyler Russell vs Troy (9/15/2012)

#### PUNT RETURN

22 Johnthan Banks vs Jackson State (9/1/2012)

#### KICK RETURN

100 Jameon Lewis vs Ole Miss (11/24/2012)

#### INTERCEPTION RETURN

66 Nickoe Whitley vs South Alabama (9/22/2012)

#### FUMBLE RETURN

None

#### PUNT

54 Baker Swedenburg vs Tennessee (10/13/2012)

#### FIELD GOAL

47 Devon Bell vs LSU (11/10/2012)

GENERAL INFO

2013 BULLDOGS

COACHES

2012 SEASON  
RECAP

FOOTBALL  
HISTORY

TEAM RECORDS

INDIVIDUAL  
RECORDS

STADIUM  
RECORDS

BOWLS



# 2012 STATISTICS

## GENERAL INFO

### THE LAST TIME MISSISSIPPI STATE...

#### RUSHING

Had 400+ yards rushing:	..... at Houston, 2010 (409)
Had 300+ yards rushing:	..... at Auburn, 2011 (333)
Had 250+ yards rushing:	..... vs. Wake Forest, 2011 (253)
Had 200+ yards rushing:	..... vs. Arkansas, 2012 (203)
Had 70+ rushing attempts:	..... vs. Arkansas, 2010 (70)
Had 60+ rushing attempts:	..... at Auburn, 2011 (63)
Had 50+ rushing attempts:	..... at Auburn, 2011 (63)
Had seven+ rushing TDs:	..... vs. Middle Tennessee, 2000 (7)
Had six+ rushing TDs:	..... vs. Middle Tennessee, 2000 (7)
Had five+ rushing TDs:	..... at Memphis, 2011 (5)
Had four+ rushing TDs:	..... vs. Jackson State, 2012 (4)
Had three+ rushing TDs:	..... vs. Middle Tennessee, 2012 (3)
Had two+ players with 100 yards rushing:	..... at Auburn, 2011 (Vick Ballard 135, Chris Relf 106)
Had three+ players with 100 yards rushing:	..... vs. NE Louisiana, 1996 (Tony Buckhalter 119, Nakia Greer 110, Robert Isaac 103)

## 2013 BULLDOGS

## COACHES

## 2012 SEASON RECAP

## FOOTBALL HISTORY

## TEAM RECORDS

## INDIVIDUAL RECORDS

## STADIUM RECORDS

## BOWLS

#### PASSING

Had 450+ yards passing:	..... vs. Tulane, 1994 (466)
Had 400+ yards passing:	..... vs. Arkansas, 2007 (421)
Had 300+ yards passing:	..... at Ole Miss, 2012 (303)
Had 200+ yards passing:	..... at Ole Miss, 2012 (303)
Had 40+ pass attempts:	..... vs. LSU, 2009 (40)
Had 30+ pass attempts:	..... at Ole Miss, 2012 (39)
Had 25+ pass completions:	..... at LSU, 2012 (27)
Had 20+ pass completions:	..... at Ole Miss, 2012 (21)
Had five+ passing TDs:	..... vs. Memphis, 2010 (5)
Had four+ passing TDs:	..... vs. Arkansas, 2012 (4)
Had three+ passing TDs:	..... vs. Arkansas, 2012 (4)
Had four+ passes intercepted:	..... at LSU, 2010 (5)
Had three+ passes intercepted:	..... vs. Northwestern, 2012 (4)

#### RECEIVING

Had two players with 100 yards receiving:	vs. Memphis, 2010 (Brandon Heavens 112 & Chad Bumphis 100)
Had 10+ different receivers catch a pass:	..... vs. Arkansas, 2012 (10)
Had eight+ different receivers catch a pass:	..... at Ole Miss, 2012 (8)

#### COMBINATION OFFENSE

Had one 300-yard passer and one 100-yard rusher in a game:	..... vs. Brigham Young, 2001 ..... (Kevin Fant 346 pass & Dencenzo Miller 119 rush)
Had one 100-yard receiver and one 100-yard rusher in a game:	..... at Kentucky, 2012 ..... (Chad Bumphis 104 receiving & LaDarius Perkins 110 rush)

#### TOTAL OFFENSE

Had 600+ yards total offense:	..... at Memphis, 2011 (645)
Had 550+ yards total offense:	..... vs. UT Martin, 2011 (570)
Had 500+ yards total offense:	..... vs. Arkansas, 2012 (505)
Had 400+ yards total offense:	..... vs. Arkansas, 2012 (505)
Had 85+ plays total offense:	..... at Auburn, 2011 (96)
Had 80+ plays total offense:	..... vs. Tennessee, 2012 (80)
Had 75+ plays total offense:	..... vs. Tennessee, 2012 (80)

#### SCORING

Scored 60+ points:	..... vs. Middle Tennessee, 2000 (61)
Scored 50+ points:	..... vs. Jackson State, 2012 (56)
Scored 40+ points:	..... vs. Arkansas, 2012 (45)
Scored 30+ points:	..... vs. Arkansas, 2012 (45)
Allowed 60+ points:	..... vs. South Carolina, 1995 (65)
Allowed 50+ points:	..... at LSU, 2004 (51)
Allowed 40+ points:	..... at Ole Miss, 2012 (41)
Allowed 30+ points:	..... vs. Northwestern, 2012 (34)
Was held scoreless:	..... at Ole Miss, 2008 (0-45)
Was held scoreless at Scott Field:	..... vs. LSU, 2007 (0-45)
Was held scoreless on the road:	..... at Ole Miss, 2008 (0-45)
Was held scoreless at a non-campus site:	..... vs. Florida, 1989 (21-0 in Tampa, Fla.)
Held opponent scoreless:	..... vs. South Carolina, 1999 (17-0)
Held opponent scoreless at Scott Field:	..... vs. South Carolina, 1999 (17-0)
Held opponent scoreless on the road:	..... at South Carolina, 1998 (38-0)
Held opponent scoreless at neutral site:	..... vs. Kansas, 1981 Hall of Fame Bowl (10-0)
Held opponent without a touchdown:	..... vs. Middle Tennessee, 2012 (45-3)
Held opponent without an offensive touchdown:	..... vs. Middle Tennessee, 2012 (45-3)
Held two opponents scoreless in one season:	..... 1998
Held three opponents scoreless in one season:	..... 1963
Held an SEC opponent scoreless:	..... vs. South Carolina, 1999 (17-0)
Held two SEC opponents scoreless in one season:	..... 1998
Scored a two-point conversion passing:	..... at Tennessee, 2003 (Brent Smith to Nick Signaigo)

Scored a two-point conversion rushing:	..... vs. Tulane, 2006 (Omarr Conner rush)
Attempted a 2-point conversion:	..... vs. Texas A&M, 2012 (pass failed)

#### TURNOVERS

Committed eight+ turnovers:	..... at Arkansas, 2003 (8)
Committed seven+ turnovers:	..... vs. LSU, 2007 (7)
Had five+ fumbles:	..... vs. Georgia Tech, 2009 (5)
Lost four+ fumbles:	..... vs. Georgia Tech, 2009 (4)
Lost three+ fumbles:	..... vs. Arkansas, 2010 (3)
Did not commit a turnover:	..... vs. Tennessee, 2012
Did not cause a turnover:	..... at Alabama, 2012
Recorded six+ takeaways:	..... at Kentucky, 2007 (6)
Recorded five+ takeaways:	..... vs. Arkansas, 2012 (5)
Returned three+ interceptions for TDs:	..... vs. Arkansas State, 1994 ..... (Walt Harris - 41; Jimmy Lipscomb - 28; Dwayne Curry - 29)
Returned two+ interceptions for TDs:	..... vs. Jackson State, 2012 (Darius Slay - 52, Matthew Wells - 22)
Returned one interception for a TD:	..... vs. Jackson State, 2012 (Darius Slay - 52, Matthew Wells - 22)
Returned a fumble for a TD:	..... vs. Tulane, 2006 (Marcus Washington - 9)
Two players had 2+ interceptions:	..... at Middle Tennessee, 2009 (Corey Broomfield - 2; Johnthan Banks - 2)

#### DEFENSE

Held opponent to 10 or fewer first downs:	..... vs. Ole Miss, 2011 (10)
Held opponent to 0 or fewer yards rushing:	..... vs. Florida, 2000 (-78 yds, 22 att.)
Held opponent to 25 or fewer yards rushing:	..... vs. Kentucky, 2001 (2 yds, 17 att.)
Held opponent to 50 or fewer yards rushing:	..... at Houston, 2010 (47 yds, 16 att.)
Held opponent to 50 or fewer yards passing:	..... vs. ETSU, 1998 (27)
Held opponent to 100 or fewer yards rushing:	..... at Kentucky, 2012 (84 yds, 34 att.)
Held opponent to 100 or fewer yards passing:	..... at LSU, 2010 (97)
Held opponent to 200 or fewer yards total offense:	..... at Vanderbilt, 2009 (157)
Held opponent to 250 or fewer yards total offense:	..... at Kentucky, 2012 (228)
Held opponent to 300 or fewer yards total offense:	..... at Kentucky, 2012 (228)
Intercepted five+ passes:	..... at Memphis, 2002 (5)
Intercepted four+ passes:	..... at Middle Tennessee, 2009 (4)
Intercepted three+ passes:	..... vs. Northwestern, 2012 (3)
Scored a safety:	..... vs. South Carolina, 2011 (Team)
Scored two+ safeties:	..... vs. Florida, 2000 (2)
Recorded nine+ sacks:	..... at Ole Miss, 1996 (9.0)
Recorded eight+ sacks:	..... vs. Oklahoma State, 1999 (8.0)
Recorded six+ sacks:	..... vs. Wake Forest, 2011 (6.0)
Recorded five+ sacks:	..... vs. Wake Forest, 2011 (6.0)
Recorded four+ sacks:	..... vs. Wake Forest, 2011 (6.0)
Did not record a sack:	..... vs. Northwestern, 2012
Had four players record 10+ tackles:	..... vs. Texas A&M, 2012 (B. McKinney, C. Lawrence, N. Whitley, M. Wells)
Had three players record 10+ tackles:	vs. Texas A&M, 2012 (B. McKinney, C. Lawrence, N. Whitley, M. Wells)
Had two players record 10+ tackles:	..... at Ole Miss, 2012 (C. Lawrence, B. McKinney)

#### SPECIAL TEAMS

Returned a punt for a TD:	..... vs. UT Martin, 2011 (Johnthan Banks - 65)
Returned a blocked punt for a TD:	..... at Auburn, 2009 (Robert Elliott - 10)
Returned a kickoff for a TD:	..... at Ole Miss, 2012 (Jameon Lewis - 100)
Blocked one punt:	..... vs. Jackson State, 2012 (Darius Slay)
Blocked two punts:	..... vs. LSU, 1999 (Robert Bean, Eugene Clinton, Rob Knight)
Blocked three punts:	..... vs. LSU, 1999 (Robert Bean, Eugene Clinton, Rob Knight)
Punted 10+ times:	..... at Ole Miss, 2008 (10)
Did not punt:	..... vs. Georgia Tech, 2009
Blocked a field goal:	..... vs. Texas A&M, 2012 (Josh Boyd)
Had a punt blocked:	..... at Alabama, 2008 (Kareem Jackson)
Had a field goal blocked:	..... at Alabama, 2012 (Devon Bell 31 yard attempt)
Blocked a PAT kick:	..... at Ole Miss, 2010 (Fletcher Cox)
Scored on a blocked PAT kick:	..... vs. Texas A&M, 2000 (Julius Griffith)
Missed a kicking PAT:	..... at Troy, 2012
Had a kicking PAT blocked:	..... vs. Kentucky, 2008
Recovered an onside kick:	..... vs. Auburn, 2010

#### MISCELLANEOUS

Had 30+ first downs:	..... at Auburn, 2011 (31)
Had 20+ first downs:	..... vs. Arkansas, 2012 (24)
Had 20+ penalties:	..... vs. Clemson, 1999 (21)
Had 10+ penalties:	..... at Auburn, 2011 (10)
Had 100+ yards in penalties:	..... vs. Gardner-Webb, 2007 (102)
Had 35 minutes+ of possession time:	..... vs. Tennessee, 2012 (36:31)
Was involved in a tie game:	..... vs. Arkansas, 1993 (13-13)
Was involved in an overtime game:	..... vs. La. Tech, 2011 (W, 26-20)

## THE LAST TIME A MISSISSIPPI STATE PLAYER...

## RUSHING

Rushed 40+ times:	Michael Davis vs. Ole Miss, 1993 (40)
Rushed 35+ times:	James Johnson vs. Alabama, 1998 (36)
Rushed 30+ times:	Vick Ballard vs. Arkansas, 2010 (33)
Rushed 25+ times:	LaDarius Perkins at Kentucky, 2012 (25)
Rushed for 250+ yards:	Anthony Dixon at Kentucky, 2009 (252)
Rushed for 200+ yards:	Anthony Dixon at Kentucky, 2009 (252)
Rushed for 175+ yards:	LaDarius Perkins at Troy, 2012 (179)
Rushed for 150+ yards:	LaDarius Perkins at Troy, 2012 (179)
Rushed for 125+ yards:	LaDarius Perkins vs. Middle Tennessee, 2012 (125)
Rushed for 100+ yards:	LaDarius Perkins vs. Middle Tennessee, 2012 (125)
Rushed for 100+ yards (quarterback):	Chris Relf at Auburn, 2011 (106)
Rushed for four+ touchdowns:	James Johnson vs. Central Florida, 1997 (4)
Rushed for three+ touchdowns:	Vick Ballard at Memphis, 2011 (3)
Rushed for two+ touchdowns:	LaDarius Perkins vs. Jackson State, 2012 (2)
Had a run of 80+ yards:	James Johnson at Alabama, 1997 (83)
Had a run of 70+ yards:	Vick Ballard vs. Wake Forest, 2011 (72)
Had a run of 60+ yards:	Nick Griffin vs. Arkansas, 2012 (60)
Had a run of 50+ yards:	Josh Robinson vs. Northwestern, 2012 (59)

## PASSING

Passed for 450+ yards:	Derrick Taite vs. Tulane, 1994 (466)
Passed for 400+ yards:	Wesley Carroll vs. Arkansas, 2007 (421)
Passed for 300+ yards:	Wesley Carroll vs. Arkansas, 2007 (421)
Passed for 200+ yards:	Tyler Russell at Ole Miss, 2012 (268)
Attempted 45+ passes:	Wesley Carroll vs. Arkansas, 2007 (51)
Attempted 35+ passes:	Tyler Russell at LSU, 2012 (38)
Completed 20+ passes:	Tyler Russell at LSU, 2012 (26)
Threw four+ touchdown passes:	Tyler Russell vs. Arkansas, 2012 (4)
Threw three+ touchdown passes:	Tyler Russell vs. Arkansas, 2012 (4)
Threw five+ interceptions:	Michael Henig vs. LSU, 2007 (6)
Threw four+ interceptions:	Tyler Russell vs. Northwestern, 2012 (4)
Threw three+ interceptions:	Tyler Russell vs. Northwestern, 2012 (4)
Completed pass for 90+ yards:	Kevin Fant to Terrell Grindle vs. Kentucky, 2002 (91)
Completed pass for 80+ yards:	Tyler Russell to Jameon Lewis at Memphis, 2011 (80)
Completed pass for 70+ yards:	Tyler Russell to Chad Bumphis at Troy, 2012 (72)
Completed pass for 60+ yards:	Tyler Russell to Chad Bumphis at Ole Miss, 2012 (68)
Completed pass for 50+ yards:	Tyler Russell to Chad Bumphis at Ole Miss, 2012 (68)

## RECEIVING

Caught 15+ passes:	Eric Moulds at Tennessee, 1995 (15)
Caught 10+ passes:	Brandon McRae at Georgia Tech, 2008 (10)
Caught seven+ passes:	Chad Bumphis and Chris Smith at LSU, 2012 (9/7)
Had 200+ yards receiving:	Jamaye Smith vs. Arkansas, 2007 (208)
Had 175+ yards receiving:	Chad Bumphis at Troy, 2012 (180)
Had 150+ yards receiving:	Chad Bumphis at Troy, 2012 (180)
Had 100+ yards receiving:	Chad Bumphis at Ole Miss, 2012 (146)
Caught three+ TD passes:	Chad Bumphis at Troy, 2012 (3)
Caught two+ TD passes:	Chad Bumphis at Ole Miss, 2012 (2)

## TOTAL OFFENSE

Had 450+ yards total offense:	Derrick Taite vs. Tulane, 1994 (468)
Had 400+ yards total offense:	Wesley Carroll vs. Arkansas, 2007 (441)
Had 350 yards+ total offense:	Chris Relf at Ole Miss, 2010 (354)
Had 300 yards+ total offense:	Chris Relf at Auburn, 2011 (304)
Had 100 yards both passing and rushing:	Chris Relf at Auburn, 2011 (195 pass, 106 rush)

## SCORING

Accounted for four+ touchdowns:	Tyler Russell vs. Arkansas, 2012 (4 pass)
Accounted for three+ touchdowns:	Tyler Russell vs. Arkansas, 2012 (4 pass)
Scored four+ touchdowns:	Jerious Norwood vs. Ole Miss, 2005 (3 rush, 1 rec.)
Scored three+ touchdowns:	Chad Bumphis at Troy, 2012 (3 rec.)
Scored two+ touchdowns:	Chad Bumphis (2 rec.) at Ole Miss, 2012
Scored two+ non-offensive TDs:	Johnthan Banks (2 IR) vs. Florida, 2009

## DEFENSE

Intercepted three+ passes:	Jeramie Johnson vs. Ole Miss, 2005 (3)
Intercepted two+ passes:	Nickoe Whitley vs. Northwestern, 2012 (2)
Recovered three+ fumbles:	Chris Corroero vs. Memphis, 1987 (3)
Recovered two+ fumbles:	Kamau Jackson vs. Tennessee, 2002 (2)
Forced two+ fumbles:	Demario Bobo vs. Gardner-Webb, 2007 (2)
Recorded five+ sacks:	Greg Favors at Ole Miss, 1996 (5.5)
Recorded three+ sacks:	Willie Evans vs. Tulane, 2005 (3.0)
Recorded two+ sacks:	Fletcher Cox at Kentucky, 2011 (2.0)
Recorded five+ tackles for loss:	Deljuan Robinson vs. Auburn, 2006 (5.0)
Recorded 20+ tackles:	Mario Haggan vs. Arkansas, 2000 (20)
Recorded 10+ tackles:	C. Lawrence (13), B. McKinney (10) at Ole Miss, 2012
Recorded 10+ tackles in back-to-back games:	Cameron Lawrence, 2012 (Five Straight)
Returned an interception for a touchdown:	Darius Slay (52), Matthew Wells (22) vs. Jackson State, 2012

## SPECIAL TEAMS

Scored 10+ points kicking:	Devon Bell vs. Tennessee, 2012 (11)
Kicked five+ field goals:	Derek DePasquale vs. UAB, 2010 (5)
Kicked four+ field goals:	Derek DePasquale vs. UAB, 2010 (5)
Kicked two field goals of 50+ yards:	Brian Hazelwood vs. Memphis, 1997 (51, 53)
Kicked one field goal of 50+ yards:	Brent Smith vs. Tennessee, 2002 (53)
Kicked a punt of 70+ yards:	Blake McAdams vs. Kentucky, 2008 (72)
Kicked a punt of 60+ yards:	Heath Hutchins vs. Kentucky, 2010 (63)
Punted 10+ times:	Blake McAdams at Ole Miss, 2008 (12)
Totalled 175+ kick return yards:	Jameon Lewis at Ole Miss, 2012 (183, 5 ret.)
Totalled 150+ kick return yards:	Jameon Lewis at Ole Miss, 2012 (183, 5 ret.)
Totalled 100+ kick return yards:	Jameon Lewis at Ole Miss, 2012 (183, 5 ret.)
Totalled 50+ punt return yards:	Johnthan Banks vs. UT Martin, 2011 (64, 3 ret.)

GENERAL INFO

2013 BULLDOGS

COACHES

2012 SEASON  
RECAPFOOTBALL  
HISTORY

TEAM RECORDS

INDIVIDUAL  
RECORDSSTADIUM  
RECORDS

BOWLS



# 2012 STATISTICS

## GENERAL INFO

### THE LAST TIME AN OPPONENT...

#### RUSHING

Had 400+ yards rushing:	Georgia Tech, 2008 (438)
Had 300+ yards rushing:	Texas A&M, 2012 (361)
Had 200+ yards rushing:	Ole Miss, 2012 (233)
Had 70+ rushing attempts:	Oklahoma State, 1998 (71)
Had 60+ rushing attempts:	Ole Miss, 2004 (62)
Had 50+ rushing attempts:	Ole Miss, 2012 (56)
Had six+ rushing TDs:	Auburn, 2003 (6)
Had four+ rushing TDs:	Texas A&M, 2012 (5)
Had two players with 100 yds rushing:	Texas A&M, 2012 (Johnny Manziel 129, Ben Malena 112)

#### PASSING

Had 400+ yards passing:	Houston, 2009 (434)
Had 300+ yards passing:	Texas A&M, 2012 (332)
Had 200+ yards passing:	Ole Miss, 2012 (294)
Had 60+ pass attempts:	Memphis, 2003 (61)
Had 50+ pass attempts:	Houston, 2010 (59)
Had 40+ pass attempts:	South Alabama, 2012 (43)
Had 30+ pass attempts:	Northwestern, 2012 (36)
Had 40+ pass completions:	Kentucky, 1997 (40)
Had 30+ pass completions:	Texas A&M, 2012 (32)
Had 25+ pass completions:	Texas A&M, 2012 (32)
Had 20+ pass completions:	Northwestern, 2012 (21)
Had five+ passing TDs:	Ole Miss, 2012 (5)
Had four+ passing TDs:	Ole Miss, 2012 (5)
Had three+ passing TDs:	Ole Miss, 2012 (5)

#### RECEIVING

Had two players with 100 yards receiving in a game:	Tulane, 2003 (R. Williams 114 & C. Bush 107)
Had four+ players catch five+ passes:	Troy, 2012 (4)
Had three+ players catch five+ passes:	Troy, 2012 (4)
Had 12+ players catch a pass	Georgia, 2005 (12)
Had eight+ different receivers catch a pass.	Arkansas, 2012 (8)

#### TOTAL OFFENSE

Had 650+ yards total offense:	Texas A&M, 2012 (693)
Had 600+ yards total offense:	Texas A&M, 2012 (693)
Had 550+ yards total offense:	Texas A&M, 2012 (693)
Had 500+ yards total offense:	Ole Miss, 2012 (527)
Had 400+ yards total offense:	Ole Miss, 2012 (527)
Had 80+ plays total offense:	Texas A&M, 2012 (97)
Had 75+ plays total offense:	Northwestern 2012 (76)

#### SCORING

Scored 60+ points:	South Carolina, 1995 (65)
Scored 50+ points:	LSU, 2004 (51)
Scored 40+ points:	Ole Miss, 2012 (41)
Scored 30+ points:	Northwestern, 2012 (34)
Scored a two-point conversion rushing:	Auburn, 2004
Scored a two-point conversion passing:	Troy State, 2002
Failed on a two-point conversion attempt:	Georgia, 2010

#### TURNOVERS

Had five+ fumbles:	Ole Miss, 2011 (6)
Had four+ fumbles lost:	LSU, 2004 (4)
Had three+ fumbles lost:	Arkansas, 2012 (3)
Committed five+ turnovers:	Arkansas, 2012 (5)
Did not commit a turnover:	Alabama, 2012
Intercepted five+ MSU passes:	LSU, 2010 (5)
Intercepted four+ MSU passes:	Northwestern, 2012(4)
Intercepted three+ MSU passes:	Northwestern, 2012 (4)
Returned an interception for a TD:	Northwestern, 2012 (Q. Williams)
Returned a fumble for a TD:	Georgia Tech, 2009 (Jerrard Tarrant- 40)

#### DEFENSE

Held MSU to 10 or fewer first downs:	Alabama, 2011 (9)
Recorded 10+ sacks:	Ole Miss, 2008 (11)
Recorded seven+ sacks:	Ole Miss, 2008 (11)
Scored a safety:	Alabama, 2008
Scored two safeties:	Florida, 2005
Held MSU to 25 or fewer yards rushing:	Alabama, 2011 (12)
Held MSU to 100 or fewer yards passing:	Ole Miss, 2011 (70)
Held MSU to 50 or fewer yards passing:	Florida, 2010 (33)
Held MSU to 300 or less yards total offense:	Northwestern, 2012 (292)
Held MSU to 200 or less yards total offense:	Alabama, 2011 (131)
Held MSU to 100 or fewer yards both rushing & passing:	Ole Miss, 2008 (-51 rush, 88 pass)

#### SPECIAL TEAMS

Returned a punt for a TD:	LSU, 2009 (Chad Jones - 93)
Returned a blocked punt for a TD:	Florida, 2005 (Terrence Holmes)
Returned a kickoff for a TD:	Tennessee, 2012 (Cordarrelle Patterson - 98)
Punted 10+ times:	Vanderbilt, 2009 (11)
Did not punt:	Ole Miss, 2010
Missed a kicking PAT:	Jackson State, 2012
Missed two kicking PATs:	Tulane, 2006
Blocked a field goal:	Alabama, 2012
Blocked a punt:	Florida, 2009

#### MISCELLANEOUS

Had 30+ first downs:	Troy, 2012 (30)
Had 10+ penalties:	UT Martin, 2011 (10)
Had 100+ yards in penalties:	West Virginia, 2006 (132)
Had 35 minutes+ of possession time:	Wake Forest, 2011 (35:50)
Had two 100-yard rushers and one 100-yard receiver:	Texas A&M, 2012 (J. Manziel 129 rush, B. Malena 112 rush, R. Swope 121 rec.)
Had one 100-yard rusher and one 100-yard receiver:	Ole Miss, 2012 (Jeff Scott 111 rush, Donte Moncrief 173 rec.)

### THE LAST TIME AN OPPOSING PLAYER...

#### INDIVIDUAL RUSHING

Rushed 40+ times:	Deuce McAllister (Ole Miss), 1998 (40)
Rushed 35+ times:	Kevin Smith (UCF), 2007 (35)
Rushed for 200+ yards:	Kenneth Darby (Alabama), 2004 (200)
Rushed for 175+ yards:	Knile Davis (Arkansas), 2010 (187)
Rushed for 150+ yards:	Michael Dyer (Auburn), 2011 (150)
Rushed for 125+ yards:	Johnny Manziel (Texas A&M), 2012 (129)
Rushed for 100+ yards:	Jeff Scott (Ole Miss), 2012 (111)
Rushed for five+ touchdowns:	Carnell Williams (Auburn), 2003 (6)
Rushed for four+ touchdowns:	Carnell Williams (Auburn), 2003 (6)
Had a run of 80+ yards:	Jonathan Dwyer (Georgia Tech), 2008 (88)
Had a run of 70+ yards:	Brandon Bridge (Alcorn State), 2010 (78)
Had a run of 60+ yards:	Knile Davis (Arkansas), 2010 (62)
Had a run of 50+ yards:	Michael Dyer (Auburn), 2011 (52)

#### INDIVIDUAL PASSING

Passed for 450+ yards:	Steve Taneyhill (South Carolina), 1995 (473)
Passed for 400+ yards:	Case Keenum (Houston), 2009 (434)
Passed for 300+ yards:	Johnny Manziel (Texas A&M), 2012 (311)
Attempted 60+ passes:	Danny Wimperline (Memphis), 2003 (60)
Attempted 50+ passes:	David Piland (Houston), 2010 (57)
Completed 30+ passes:	Johnny Manziel (Texas A&M), 2012 (30)
Completed 20+ passes:	Tyler Wilson (Arkansas), 2012 (23)
Threw five+ touchdown passes:	Bo Wallace (Ole Miss), 2012 (5)
Threw four+ touchdown passes:	Bo Wallace (Ole Miss), 2012 (5)
Completed a pass for 80+ yards:	Ryan Mallett to Jarius Wright (Arkansas), 2010 (89)
Completed a pass for 70+ yards:	Bo Wallace to Donte Moncrief (Ole Miss), 2012 (77)

#### INDIVIDUAL RECEIVING

Caught 10+ passes:	Michael Campanaro (Wake Forest), 2011 (10)
Caught seven+ passes:	Dan Vitale (Northwestern), 2012 (7)
Had 150+ yards receiving:	Donte Moncrief (Ole Miss), 2012 (173)
Had 100+ yards receiving:	Donte Moncrief (Ole Miss), 2012 (173)
Caught three+ TD passes:	Donte Moncrief (Ole Miss), 2012 (3)
Caught two+ TD passes:	Donte Moncrief (Ole Miss), 2012 (3)

#### INDIVIDUAL TOTAL OFFENSE

Had 500+ yards total offense:	Steve Taneyhill (South Carolina), 1995 (512)
Had 400+ yards total offense:	Johnny Manziel (Texas A&M), 2012 (440)
Had 100 yards both passing and rushing:	Johnny Manziel (Texas A&M, 2012), (311 pass/129 rush)

#### INDIVIDUAL SCORING

Accounted for six+ touchdowns:	Carnell Williams (Auburn), 2003 (6 rush)
Accounted for five+ touchdowns:	Bo Wallace (Ole Miss), 2012 (5 pass)
Accounted for four+ touchdowns:	Bo Wallace (Ole Miss), 2012 (5 pass)
Scored four+ touchdowns:	Carnell Williams (Auburn), 2003 (6 rush)
Scored three+ touchdowns:	Donte Moncrief, 2012 (3 rec.)

#### INDIVIDUAL DEFENSE

Intercepted three+ passes:	Craig Steltz (LSU), 2007 (3)
Intercepted two+ passes:	Robert Lester (Alabama), 2010 (2)
Recorded three+ sacks:	Jake Bequette (Arkansas), 2009 (3, 22)
Recorded two+ sacks:	C.J. Johnson (Ole Miss), 2012 (2, 16)

#### SPECIAL TEAMS

Scored 10+ points kicking:	Bryson Rose (Ole Miss), 2012 (11)
Kicked five+ field goals:	Josh Jasper (LSU), 2010 (5)
Kicked four field goals:	Josh Jasper (LSU), 2010 (5)

# ALL-TIME RESULTS



## 1895 (0-2)

0-0 H • 0-2 A • 0-0 N		W.M. Matthews	
11/16	at Union	0-21	L
12/7	at Memphis Athletic Club	0-16	L

## 1896 (0-4)

0-1 H • 0-3 A • 0-0 N		J.B. Hildebrand	
10/10	UNION	0-8	L
10/24	at Alabama	0-20	L
11/20	at LSU [Fri.]	0-52	L
11/21	at New Orleans Athletic Club	0-55	L

## 1901 (2-2-1)

1-0 H • 1-2-1 A • 0-0 N		L.B. Harvey	
10/26	at Christian Brothers	0-0	T
10/28	OLE MISS [Mon.]	17-0	W
11/2	at Meridian Athletic Club	11-5	W
11/19	at Tulane [Tue.]	6-24	L
11/26	at Alabama [Tue.]	0-45	L

## 1902 (1-4-1)

0-3 H • 1-1-1 A • 0-0 N		L. Gwinn	
10/17	CUMBERLAND [Fri.]	6-15	L
10/25	OLE MISS	0-21	L
11/1	at Tulane	11-11	T
11/8	at Alabama	0-27	L
11/15	at Howard	26-0	W
11/27	LSU [Thu.]	0-6	L

## 1903 (3-0-2)

1-0 H • 1-0-2 A • 1-0 N		Dan Martin	
10/16	Alabama (@ Columbus) [Fri.]	11-0	W
10/24	at Meridian Athletic Club	43-0	W
11/7	LSU	11-0	W
11/14	at Ole Miss	6-6	T
12/5	at Tulane	0-0	T

## 1904 (2-5)

2-1 H • 0-1 A • 0-3 N		Dan Martin	
10/1	Vanderbilt (@ Columbus)	0-30	L
10/15	Alabama (@ Columbus)	0-6	L
10/22	Ole Miss (@ Columbus)	5-17	L
10/29	at Tulane	0-10	L
11/11	TENNESSEE MED. COLL. [Fri.]	59-0	W
11/18	CUMBERLAND [Fri.]	5-27	L
11/25	LOUISIANA TECH [Fri.]	32-5	W

## 1905 (3-4)

1-1 H • 1-2 A • 1-1 N		Dan Martin	
10/14	at Alabama	0-34	L
10/20	at Marion [Ala.] Mlt. Inst. [Fri.]	38-0	W
10/27	Auburn (@ Columbus) [Fri.]	0-18	L
11/11	HOWARD	44-0	W
11/18	CUMBERLAND	5-27	L
11/30	Ole Miss (@ Jackson) [Thu.]	11-0	W
12/2	at LSU	0-15	L

## 1906 (2-2-1)

2-1 H • 0-0 A • 0-1-1 N		Dan Martin	
9/29	HOWARD	30-0	W
10/13	MARION [Ala.] MILITARY INST.	62-0	W
10/26	LSU (@ Columbus) [Fri.]	0-0	T
11/3	ALABAMA	4-16	L
11/25	Ole Miss (@ Jackson) [Sun.]	5-29	L

## 1907 (6-3)

3-0 H • 1-2 A • 2-1 N		Fred Furman	
10/2	SOUTHWESTERN [Wed.]	7-0	W
10/10	at Sewanee [Thu.]	0-38	L
10/12	at Howard	12-5	W
10/19	UNION	80-0	W
10/24	Mercer (@ Columbus) [Thu.]	75-0	W
10/30	DRURY COLLEGE [Wed.]	6-0	W
11/9	at LSU	11-23	L
11/16	Tennessee (@ Memphis)	4-11	L
11/28	Ole Miss (@ Jackson) [Thu.]	15-0	W

## 1908 (3-4)

2-0 H • 0-3 A • 1-1 N		Fred Furman	
10/10	LOUISIANA TECH	47-0	W
10/17	at Georgia Tech	0-23	L
10/23	LOUISIANA-LAFAYETTE (@ Columbus) [Fri.]	5-6	L
10/31	TRANSLVANIA	12-5	W
11/7	at LSU	0-50	L
11/14	at Tulane	0-23	L
11/20	Ole Miss (@ Jackson) [Fri.]	44-6	W

## 1909 (5-4)

3-0 H • 0-3 A • 2-1 N		W.D. Chadwick	
10/2	BIRMINGHAM-SOUTHERN	21-0	W
10/9	CUMBERLAND	34-6	W
10/16	at LSU	0-15	L
10/22	Southwestern (@ Columbus) [Fri.]	31-0	W
10/30	at Tulane	0-2	L
11/2	Union (@ Columbus) [Tue.]	25-0	W
11/8	at Howard [Mon.]	0-6	L
11/13	CHATTAHOOGA	37-6	W
11/25	Ole Miss (@ Jackson) [Thu.]	5-9	L

## 1910 (7-2)

5-0 H • 1-1 A • 1-1 N		W.D. Chadwick	
10/1	MISSISSIPPI COLLEGE	24-0	W
10/8	at Auburn	0-6	L
10/15	MEMPHIS	6-0	W
10/21	LSU (@ Columbus) [Fri.]	3-0	W
10/31	TENNESSEE [Mon.]	48-0	W
11/5	at Tulane	10-0	W
11/12	BIRMINGHAM-SOUTHERN	46-0	W
11/18	HOWARD [Fri.]	82-0	W
11/24	Ole Miss (@ Jackson) [Thu.]	0-30	L

## 1911 (7-2-1)

4-1 H • 1-0 A • 2-1-1 N		W.D. Chadwick	
9/29	MISSISSIPPI COLLEGE [Fri.]	27-6	W
10/7	SOUTHWESTERN	30-0	W
10/14	HOWARD [Fri.]	48-0	W
10/20	Alabama (@ Columbus) [Fri.]	6-6	T
10/27	Auburn (@ Birmingham) [Fri.]	5-11	L
11/3	BIRMINGHAM-SOUTHERN [Fri.]	62-0	W
11/11	LSU (@ Gulfport)	6-0	W
11/20	TULANE [Mon.]	4-5	L
11/30	Ole Miss (@ Jackson) [Thu.]	6-0	W
1/1	at Havana [Cuba] AC [Mon.]	12-0	W

## 1912 (4-3)

2-0 H • 1-1 A • 1-2 N		W.D. Chadwick	
10/4	MISSISSIPPI COLLEGE [Fri.]	19-0	W
10/12	TENNESSEE MED. COLLEGE	32-0	W
10/18	Alabama (@ Aberdeen) [Fri.]	7-0	W
10/26	Auburn (@ Birmingham, Ala.)	0-7	L
11/2	at LSU	7-0	W
11/9	at Tulane	24-27	L
11/28	Texas A&M (@ Houston) [Thu.]	7-41	L

## 1913 (6-1-1)

3-0-1 H • 1-0 A • 2-1 N		W.D. Chadwick	
10/4	HOWARD	66-0	W
10/10	MISSISSIPPI COLLEGE [Fri.]	1-0	W
10/17	Transylvania (@ Columbus) [Fri.]	31-0	W
10/25	Auburn (@ Birmingham)	0-34	L
11/1	at Texas A&M	6-0	W
11/8	TULANE	32-0	W
11/15	LSU	0-0	T
11/27	Alabama (@ Birmingham) [Thu.]	7-0	W

## 1914 (6-2)

3-0 H • 1-1 A • 2-1 N		E.C. Hayes	
10/3	MARION [Ala.] MILITARY INST.	54-0	W
10/10	CUMBERLAND	77-0	W
10/17	at Kentucky	13-19	L
10/24	Auburn (@ Birmingham)	0-19	L
10/31	at Georgia	9-0	W
11/7	MERCER	66-0	W
11/14	Tulane (@ Jackson)	61-0	W
11/26	Alabama (@ Birmingham) [Thu.]	9-0	W

## 1915 (5-2-1)

1-0-1 H • 1-1 A • 3-1 N		E.C. Hayes	
10/2	Mississippi College (@ Jackson)	12-0	W
10/9	TRANSLVANIA	0-0	T
10/16	KENTUCKY	12-0	W
10/23	Auburn (@ Birmingham, Ala.)	0-26	L
10/30	at LSU	0-10	L
11/6	Ole Miss (@ Tupelo)	65-0	W
11/13	at Tennessee	14-0	W
11/25	Texas A&M (@ Dallas) [Thu.]	7-0	W

## 1916 (4-4-1)

1-1 H • 1-1-1 A • 2-2 N		E.C. Hayes	
10/6	Miss. Coll. (@ Aberdeen) [Fri.]	6-13	L
10/14	at Chattanooga	33-0	W
10/21	TRANSLVANIA	13-0	W
10/27	Auburn (@ Birmingham) [Fri.]	3-7	L
11/3	Ole Miss (@ Tupelo) [Fri.]	36-0	W
11/11	LSU	3-13	L
11/18	at Kentucky	3-13	L
11/20	at Maryville College [Mon.]	7-7	T
11/30	Arkansas (@ Memphis) [Thu.]	20-7	W

## 1917 (6-1)

3-0 H • 1-0 A • 2-1 N		Sid Robinson	
10/5	MARION [Ala.] Mlt. Inst. [Fri.]	18-6	W
10/13	MISSISSIPPI COLLEGE	68-0	W
10/27	Auburn (@ Birmingham)	6-13	L
11/3	Ole Miss (@ Tupelo)	41-14	W
11/10	KENTUCKY	14-0	W
11/17	at LSU	9-0	W
11/29	Haskell Inst. (@ Memphis) [Thu.]	7-6	W

## 1918 (3-2)

2-2 H • 1-0 A • 0-0 N		Sid Robinson	
11/2	PAYNE FIELD [Miss.]	6-7	L
11/9	CAMP SHELBY [Miss.]	12-0	W
11/16	PARK FIELD [Tenn.]	0-6	L
11/28	OLE MISS [Thu.]	34-0	W
12/7	at Ole Miss	13-0	W

## 1919 (6-2)

4-0 H • 1-0 A • 1-2 N		Sid Robinson	
10/4	SPRING HILL [Ala.] COLLEGE	12-6	W
10/11	MISSISSIPPI COLLEGE	56-7	W
10/18	at Tennessee	6-0	W
10/25	HOWARD	39-0	W
11/1	LSU	6-0	W
11/8	Ole Miss (@ Clarksdale)	33-0	W
11/15	Auburn (@ Birmingham)	0-7	L
11/27	Alabama (@ Birmingham) [Thu.]	6-14	L

GENERAL INFO

2013 BULLDOGS

COACHES

2012 SEASON  
RECAP

FOOTBALL  
HISTORY

TEAM RECORDS

INDIVIDUAL  
RECORDS

STADIUM  
RECORDS

BOWLS



# ALL-TIME RESULTS

## GENERAL INFO

### 1920 (5-3)

#### 3-0 H • 1-2 A • 1-1 N

Fred Holtkamp

10/2	MISSISSIPPI COLLEGE	27-0	W
10/9	at Indiana	0-24	L
10/16	SOUTHERN MLT. ACADEMY	33-0	W
10/23	at LSU	12-7	W
10/30	TENNESSEE	13-7	W
11/6	Ole Miss (@ Greenwood)	20-0	W
11/13	at Tulane	0-6	L
11/25	Alabama (@ Birmingham) [Thu.]	7-24	L

### 1921 (4-4-1)

#### 2-1 H • 0-2 A • 2-1-1 N

Fred Holtkamp

10/1	BIRMINGHAM-SOUTHERN	20-7	W
10/8	OUACHITA	21-6	W
10/15	Miss. College (@ Jackson)	14-13	W
10/22	at Tulane	0-7	L
10/29	Ole Miss (@ Greenwood)	21-0	W
11/5	Tennessee (@ Memphis)	7-14	L
11/11	at Texas [Fri.]	7-54	L
11/24	Alabama (@ Birmingham) [Thu.]	7-7	T
12/3	LSU	14-17	L

### 1922 (3-4-2)

#### 1-1-2 H • 1-1 A • 1-2 N

C.R. "Dud" Noble

10/7	BIRMINGHAM-SOUTHERN	14-0	W
10/14	HOWARD	0-0	T
10/21	Ole Miss (@ Jackson)	19-13	W
10/28	at Tulane	0-26	L
11/4	OUACHITA	7-7	T
11/11	Tennessee (@ Memphis)	3-31	L
11/18	at LSU	7-0	W
11/25	DRAKE	6-48	L
11/30	Alabama (@ Birmingham) [Thu.]	0-59	L

### 1923 (5-2-2)

#### 4-0 H • 0-0-1 A • 1-2-1 N

Earl Able

10/6	MILLSAPS COLLEGE	28-6	W
10/13	OUACHITA	6-0	W
10/20	Ole Miss (@ Jackson)	13-6	W
10/27	Tennessee (@ Memphis)	3-7	L
11/3	at Vanderbilt	0-0	T
11/10	UNION	6-0	W
11/17	Illinois (@ Urbana, Ill.)	0-27	L
11/24	Florida (@ Jacksonville)	13-13	T
12/1	LSU	14-7	W

### 1924 (5-4)

#### 2-1 H • 1-2 A • 2-1 N

Earl Able

10/4	MILLSAPS COLLEGE	28-6	W
10/11	OUACHITA	0-12	L
10/18	Ole Miss (@ Jackson)	20-0	W
10/25	Tennessee (@ Memphis)	7-2	W
11/1	at Tulane	14-6	W
11/8	at Vanderbilt	0-18	L
11/15	MISSISSIPPI COLLEGE	7-6	W
11/22	Florida (@ Montgomery)	0-27	L
11/27	at Washington [St. Louis] [Thu.]	6-12	L

### 1925 (3-4-1)

#### 2-0-1 H • 0-3 A • 1-1 N

Bernie Bierman

10/3	MILLSAPS COLLEGE	34-0	W
10/10	OUACHITA	3-3	T
10/17	at Tulane	3-25	L
10/24	Ole Miss (@ Jackson)	6-0	W
10/31	at Alabama	0-6	L
11/7	MISSISSIPPI COLLEGE	46-0	W
11/14	at Tennessee	9-14	L
11/21	Florida (@ Tampa)	0-12	L

### 1926 (5-4)

#### 2-2 H • 2-1 A • 1-1 N

Bernie Bierman

9/25	at Birmingham-Southern	19-7	W
10/2	MISSISSIPPI COLLEGE	41-0	W
10/9	Alabama (@ Meridian)	7-26	L
10/16	MILLSAPS COLLEGE	34-0	W
10/23	LSU (@ Jackson)	7-6	W
10/30	TENNESSEE	0-33	L
11/6	at Tulane	14-0	W
11/13	at Indiana	6-19	L
11/25	OLE MISS [Thu.]	6-7	L

### 1927 (5-3)

#### 3-0 H • 1-2 A • 1-1 N

J.W. Hancock

10/1	BIRMINGHAM-SOUTHERN	27-0	W
10/8	LOUISIANA TECH	14-0	W
10/15	at Tulane	13-6	W
10/22	LSU (@ Jackson)	7-9	L
10/29	at Alabama	7-13	L
11/12	Auburn (@ Birmingham)	7-0	W
11/18	MILLSAPS COLLEGE [Fri.]	6-0	W
11/25	at Ole Miss [Fri.]	12-20	L

### 1928 (2-4-2)

#### 1-2-1 H • 0-0-1 A • 1-2 N

J.W. Hancock

9/29	OUACHITA	20-6	W
10/6	Tulane (@ Jackson)	6-51	L
10/13	ALABAMA	0-46	L
10/21	LSU (@ Jackson) [Sun.]	0-31	L
11/3	at Michigan State	6-6	T
11/10	CENTENARY	6-6	T
11/17	Auburn (@ Birmingham)	13-0	W
11/29	OLE MISS [Thu.]	19-20	L

### 1929 (1-5-2)

#### 1-1-1 H • 0-2-1 A • 0-2 N

J.W. Hancock

9/27	HENDERSON-BROWN [Fri.]	0-7	L
10/5	at Georgia Tech	13-27	L
10/12	at Tulane	0-34	L
10/19	LSU (@ Jackson)	6-31	L
11/2	MISSISSIPPI COLLEGE	6-0	W
11/9	Michigan State (@ Jackson)	19-33	L
11/16	MILLSAPS COLLEGE	0-0	T
11/28	at Ole Miss [Thu.]	7-7	T

### 1930 (2-7)

#### 0-4 H • 0-2 A • 2-1 N

Chris Cagle

9/27	SOUTHWESTERN	0-14	L
10/4	Mississippi College (@ Jackson)	12-13	L
10/11	MILLSAPS COLLEGE	13-19	L
10/18	LSU (@ Jackson)	8-6	W
10/25	at North Carolina State	0-14	L
11/1	at Tulane	0-53	L
11/8	HENDERSON STATE	7-25	L
11/15	Auburn (@ Birmingham, Ala.)	7-6	W
11/27	OLE MISS [Thu.]	0-20	L

### 1931 (2-6)

#### 1-2 H • 0-3 A • 0-1 N

Ray Dauber

9/26	at Millsaps College	10-7	W
10/3	MISSISSIPPI COLLEGE	2-6	L
10/10	Alabama (@ Meridian)	0-53	L
10/17	at LSU	0-31	L
10/31	at Tulane	7-59	L
11/7	NORTH CAROLINA STATE	0-6	L
11/14	SOUTHWESTERN	14-0	W
11/26	at Ole Miss [Thu.]	14-25	L

### 1932 (3-5)

#### 2-1 H • 0-2 A • 1-2 N

Ray Dauber

10/1	Alabama (@ Montgomery)	0-53	L
10/8	Miss. College (@ Jackson)	18-7	W
10/15	LSU (@ Monroe, La.)	0-24	L
10/22	MILLSAPS COLLEGE	9-8	W
10/27	at Indiana [Thu.]	0-19	L
11/5	at Tennessee	0-31	L
11/12	SOUTHWESTERN	6-0	W
11/24	OLE MISS [Thu.]	0-13	L

### 1933 (3-6-1, 1-5-1 SEC)

#### 3-0 H • 0-5-1 A • 0-1 N

Ross McKechnie

9/30	MILLSAPS COLLEGE	12-0	W
10/7	* at Tennessee	0-20	L
10/14	* at Alabama	0-18	L
10/21	* at Vanderbilt	7-7	T
10/27	at Southwestern [Fri.]	0-6	L
11/4	MISSISSIPPI COLLEGE	18-0	W
11/11	* at Tulane	0-33	L
11/18	* SEWANEENEE	26-13	W
11/25	* LSU (@ Monroe, LA)	6-21	L
12/2	* at Ole Miss	0-31	L

### 1934 (4-6, 0-5 SEC)

#### 1-1 H • 3-4 A • 0-1 N

Ross McKechnie

9/21	at Howard [Fri.]	13-7	W
9/29	* at Vanderbilt	0-7	L
10/5	MILLSAPS COLLEGE [Fri.]	6-7	L
10/13	* at Alabama	0-41	L
10/20	at Southwestern	21-6	W
10/26	MISSISSIPPI COLLEGE [Fri.]	13-6	W
11/3	* at LSU	3-25	L
11/10	* at Tennessee	0-14	L
11/17	at Loyola [New Orleans]	20-6	W
12/1	* Ole Miss (@ Jackson)	3-7	L

### 1935 (8-3, 2-3 SEC)

#### 3-0 H • 5-3 A • 0-0 N

Ralph Sasse

9/20	HOWARD [Fri.]	19-6	W
9/28	* at Vanderbilt	9-14	L
10/4	MILLSAPS COLLEGE [Fri.]	45-0	W
10/12	* at Alabama	20-7	W
10/18	at Loyola [New Orleans] [Fri.]	6-0	W
10/26	at Xavier [Ohio]	7-0	W
11/2	at Army	13-7	W
11/9	* at LSU	13-28	L
11/15	at Ole Miss Southern [Fri.]	27-0	W
11/23	* SEWANEENEE	25-0	W
11/30	* at Ole Miss	6-14	L

### 1936 (7-3-1, 3-2 SEC)

#### 4-0 H • 1-2 A • 2-1-1 N

Ralph Sasse

9/26	MILLSAPS COLLEGE	20-0	W
10/3	HOWARD	35-0	W
10/10	* at Alabama	0-7	L
10/17	Loyola [N.O.] (@ Meridian)	32-0	W
10/24	TCU (@ Dallas)	0-0	T
10/31	* Sewanee (@ Jackson)	68-0	W
11/7	* at LSU	0-12	L
11/21	* OLE MISS	26-6	W
11/28	MERCER	32-0	W
12/5	* at Florida	7-0	W

### ORANGE BOWL (@ MIAMI, FLA.)

1/1	Duquesne [Fri.]	12-13	L
-----	-----------------	-------	---

# ALL-TIME RESULTS



## 1937 (5-4-1, 3-2 SEC)

4-1 H • 1-1-1 A • 0-2 N		Ralph Sasse
9/25	DELTA STATE	39-0 W
10/2	HOWARD	38-0 W
10/9	Texas A&M (@ Tyler, Texas)	0-14 L
10/16	* Auburn (@ Birmingham)	7-33 L
10/23	* FLORIDA (HC)	14-13 W
10/30	at Centenary	0-0 T
11/6	* at LSU	0-41 L
11/12	* SEWANEE [Fri.]	12-0 W
11/30	* at Ole Miss [Tue.]	9-7 W
12/4	DUQUESNE	0-9 L

## 1938 (4-6, 1-4 SEC)

3-1 H • 1-3 A • 0-2 N		Spike Nelson
9/25	HOWARD [Sun.]	19-0 W
10/1	* FLORIDA (HC)	22-0 W
10/8	LOUISIANA TECH	48-0 W
10/14	* Auburn (@ Montgomery) [Fri.]	6-20 L
10/21	at Duquesne [Fri.]	12-7 W
10/29	* at Tulane	0-27 L
11/5	* at LSU	7-32 L
11/12	Centenary (@ Meridian)	0-19 L
11/19	at Southwestern	3-7 L
11/26	* OLE MISS	6-19 L

## 1939 (8-2, 3-2 SEC)

4-0 H • 3-1 A • 1-1 N		Alllyn McKeen
9/23	HOWARD	45-0 W
9/30	Arkansas (@ Memphis)	19-0 W
10/7	* at Florida	14-0 W
10/14	* Auburn (@ Birmingham, Ala.)	0-7 L
10/21	SOUTHWESTERN	37-0 W
10/28	* at Alabama	0-7 L
11/4	BIRMINGHAM-SOUTHERN (HC)	28-0 W
11/11	* at LSU	15-12 W
11/18	MILLSAPS COLLEGE	40-0 W
11/25	* at Ole Miss	18-6 W

## 1940 (10-0-1, 4-0-1 SEC)

4-0 H • 5-0 A • 1-0-1 N		Alllyn McKeen
9/28	* at Florida	27-7 W
10/5	LOUISIANA-LAFAYETTE	20-0 W
10/12	* Auburn (@ Birmingham)	7-7 T
10/19	HOWARD (HC)	40-7 W
10/26	at North Carolina State	26-10 W
11/2	at Southwestern (#20-NR)	13-0 W
11/9	* at LSU (#19-NR)	22-7 W
11/16	MILLSAPS (#15-NR)	46-13 W
11/23	* OLE MISS (#16-#11)	19-0 W
11/30	* at Alabama (#11-NR)	13-0 W

## ORANGE BOWL (@ MIAMI, FLA.)

1/1	Georgetown (#9-#13) [Wed.]	14-7 W
-----	----------------------------	--------

## 1941 (8-1-1, 4-0-1 SEC)

### SEC CHAMPIONS

3-0 H • 4-1-1 A • 1-0 N		Alllyn McKeen
9/27	* FLORIDA	6-0 W
10/4	* at Alabama (#19-NR)	14-0 W
10/11	* at LSU	0-0 T
10/25	UNION (HC)	56-7 W
11/1	at Southwestern (#17-NR)	20-6 W
11/8	* Auburn (@ Birmingham) (#16-NR)	14-7 W
11/15	at Duquesne (#13-#10)	0-16 L
11/22	MILLSAPS COLLEGE	49-6 W
11/29	* at Ole Miss (NR-#14)	6-0 W
12/6	at San Francisco (#16-NR)	26-13 W

## 1942 (8-2, 5-2 SEC)

3-0 H • 3-2 A • 2-0 N		Alllyn McKeen
9/26	UNION	35-2 W
10/3	* at Alabama	6-21 L
10/10	* at LSU	6-16 L
10/17	* at Vanderbilt (NR-#12)	33-0 W
10/24	* at Florida (#16-NR)	26-12 W
10/31	* Auburn (@ Birmingham, Ala.)	6-0 W
11/7	* at Tulane	7-0 W
11/14	DUQUESNE (HC)	28-6 W
11/28	* OLE MISS (#16-NR)	34-13 W
12/5	USF (@ Memphis) (#18-NR)	19-7 W

## 1943 No Team (World War II)

## 1944 (6-2, 3-2 SEC)

3-0 H • 1-2 A • 2-0 N		Alllyn McKeen
9/30	JACKSON [Miss.] AFB	41-0 W
10/7	MILLSAPS COLLEGE	56-0 W
10/14	ARKANSAS A&M	49-20 W
10/21	* at LSU	13-6 W
11/4	* Kentucky (@ Memphis)	26-0 W
11/11	* Auburn (@ Birmingham) (#19-NR)	26-21 W
11/18	* at Alabama (#16-NR)	0-19 L
11/25	* at Ole Miss	8-13 L

## 1945 (6-3, 2-3 SEC)

3-1 H • 1-2 A • 2-0 N		Alllyn McKeen
9/29	LOUISIANA-LAFAYETTE	31-0 W
10/6	* Auburn (@ Birmingham)	20-0 W
10/13	Detroit (@ Memphis) (#20-NR)	41-6 W
10/20	MAXWELL FIELD (#20-NR)	16-6 W
11/3	* at Tulane (#15-#17)	13-14 L
11/10	* at LSU (NR-#14)	27-20 W
11/17	NORTHWESTERN ST. (#16-NR)	54-0 W
11/24	* MISSISSIPPI (#15-NR)	6-7 L
12/1	* at Alabama	13-55 L

## 1946 (8-2, 3-2 SEC)

3-0 H • 3-2 A • 2-0 N		Alllyn McKeen
9/29	CHATTANOOGA [Sun.]	41-7 W
10/5	* at LSU	6-13 L
10/12	at Michigan State	6-0 W
10/19	San Francisco (@ Memphis)	48-20 W
10/26	* at Tulane	14-7 W
11/2	MURRAY STATE (HC)	69-0 W
11/9	* Auburn (@ Birmingham)	33-0 W
11/16	NORTHWESTERN [LA] STATE	27-0 W
11/23	* at Ole Miss	20-0 W
11/30	* at Alabama (#19-NR)	7-24 L

## 1947 (7-3, 2-2 SEC)

4-1 H • 2-2 A • 1-0 N		Alllyn McKeen
9/26	CHATTANOOGA [Fri.]	19-0 W
10/4	at Michigan State	0-7 L
10/11	at San Francisco	21-14 W
10/18	DUQUESNE	34-0 W
10/25	HARDIN-SIMMONS (HC)	27-7 W
11/1	* at Tulane	20-0 W
11/8	* Auburn (@ Birmingham)	14-0 W
11/15	* at LSU	6-21 L
11/22	SOUTHERN MISS	14-7 W
11/29	* OLE MISS	14-33 L

## 1948 (4-4-1, 3-3 SEC)

1-2 H • 2-2 A • 1-0-1 N		Alllyn McKeen
9/25	* at Tennessee	21-6 W
10/2	Baylor (@ Memphis)	7-7 T
10/9	CLEMON	7-21 L
10/16	CINCINNATI (HC)	27-0 W
10/23	* ALABAMA	7-10 L
10/30	* at Tulane (NR-#19)	0-9 L
11/6	* Auburn (@ Birmingham)	20-0 W
11/13	* at LSU	7-0 W
11/27	* at Ole Miss	7-34 L

## 1949 (0-8-1, 0-6 SEC)

0-2 H • 0-6-1 A • 0-0 N		Slick Morton
9/24	* at Tennessee	0-10 L
10/1	BAYLOR (HC)	6-14 L
10/8	at Clemson	7-7 T
10/15	at Cincinnati	0-19 L
10/22	* at Alabama	6-35 L
10/29	* at Tulane	6-54 L
11/5	* at Auburn	6-25 L
11/12	* at LSU	7-34 L
11/26	* OLE MISS	0-26 L

## 1950 (4-5, 3-4 SEC)

3-1 H • 1-3 A • 0-1 N		Slick Morton
9/23	ARKANSAS STATE	67-0 W
9/30	* TENNESSEE	7-0 W
10/7	Baylor (@ Shreveport, LA)	7-14 L
10/14	* at Georgia	0-27 L
10/28	* at Alabama	7-14 L
11/4	* AUBURN	27-0 W
11/11	* KENTUCKY (HC) (NR-#4)	21-48 L
11/18	* at LSU	13-7 W
12/2	* at Ole Miss	20-27 L

## 1951 (4-5, 2-5 SEC)

2-2 H • 2-3 A • 0-0 N		Slick Morton
9/22	ARKANSAS STATE	32-0 W
9/29	* at Tennessee	0-14 L
10/6	* GEORGIA (NR-#13)	6-0 W
10/13	* at Kentucky	0-27 L
10/27	* ALABAMA (HC)	0-7 L
11/3	* at Tulane	10-7 W
11/10	at Memphis State	27-20 W
11/17	* at LSU	0-3 L
12/1	* OLE MISS	7-49 L

## 1952 (5-4, 3-4 SEC)

3-0 H • 2-3 A • 0-1 N		Murray Warmath
9/27	* Tennessee (@ Memphis)	7-14 L
10/4	ARKANSAS STATE	41-14 W
10/11	NORTH TEXAS STATE	14-0 W
10/18	* KENTUCKY (HC)	27-14 W
10/25	* at Alabama	19-42 L
11/1	* at Tulane	21-34 L
11/8	* at Auburn	49-34 W
11/15	* at LSU	33-14 W
11/29	* at Ole Miss	14-20 L

## 1953 (5-2-3, 3-1-3 SEC)

1-0-2 H • 4-1-1 A • 0-1 N		Murray Warmath
9/19	at Memphis	34-6 W
9/26	* at Tennessee	26-0 W
10/3	NORTH TEXAS STATE	21-6 W
10/10	* AUBURN (HC) (#13-NR)	21-21 T
10/17	* at Kentucky	13-32 L
10/24	* at Alabama	7-7 T
10/31	Texas Tech (@ Jackson)	20-27 L
11/7	* at Tulane	21-0 W
11/14	* at LSU	26-13 W
11/28	* OLE MISS	7-7 T

GENERAL INFO

2013 BULLDOGS

COACHES

2012 SEASON  
RECAP

FOOTBALL  
HISTORY

TEAM RECORDS

INDIVIDUAL  
RECORDS

STADIUM  
RECORDS

BOWLS



# ALL-TIME RESULTS

## GENERAL INFO

### 1954 (6-4, 3-3 SEC)

#### 3-0 H • 3-3 A • 0-1 N

Darrell Royal

9/18	MEMPHIS	27-7	W
9/25	* Tennessee (@ Memphis)	7-19	L
10/2	ARKANSAS STATE	46-13	W
10/9	* at Tulane	14-0	W
10/15	at Miami [Fla.] [Fri.]	13-27	L
10/23	* at Alabama	12-7	W
10/30	* at Florida	0-7	L
11/6	NORTH TEXAS STATE (HC)	48-26	W
11/13	* at LSU	25-0	W
11/27	* at Ole Miss	0-14	L

## 2013 BULLDOGS

## COACHES

## 2012 SEASON RECAP

## FOOTBALL HISTORY

## TEAM RECORDS

## INDIVIDUAL RECORDS

## STADIUM RECORDS

## BOWLS

### 1960 (2-6-1, 0-5-1 SEC)

#### 2-2 H • 0-4 A • 0-0-1 N

Wade Walker

9/24	HOUSTON	10-14	L
10/1	* Tennessee (@ Memphis)	0-0	T
10/8	ARKANSAS STATE	29-9	W
10/15	* at Georgia	17-20	L
10/22	MEMPHIS	21-0	W
10/29	* ALABAMA (HC)	0-7	L
11/5	* at Auburn	12-27	L
11/12	* at LSU	3-7	L
11/26	* at Ole Miss	9-35	L

### 1961 (5-5, 1-5 SEC)

#### 1-1 H • 2-3 A • 2-1 N

Wade Walker

9/23	Texas Tech (@ Jackson)	6-0	W
9/30	at Houston	10-7	W
10/7	* at Tennessee	3-17	L
10/14	ARKANSAS STATE (HC)	38-0	W
10/21	* Georgia (@ Atlanta)	7-10	L
10/28	at Memphis	23-16	W
11/4	* at Alabama (NR-#4)	0-24	L
11/11	* Auburn (@ Birmingham)	11-10	W
11/18	* at LSU	6-14	L
12/2	* OLE MISS	7-37	L

### 1962 (3-6, 2-5 SEC)

#### 0-2 H • 2-2 A • 1-2 N

Paul Davis

9/22	* Florida (@ Jackson)	9-19	L
10/6	* Tennessee (@ Memphis)	7-6	W
10/12	* at Tulane [Fri.]	35-6	W
10/20	at Houston	9-3	W
10/27	MEMPHIS	7-28	L
11/3	* ALABAMA (HC) (NR-#2)	0-20	L
11/10	* at Auburn	3-9	L
11/17	* LSU (@ Jackson)	0-28	L
12/1	* at Ole Miss	6-13	L

### 1963 (7-2-2, 4-1-2 SEC)

#### 2-0-1 H • 1-2-1 A • 4-0 N

Paul Davis

9/21	HOWARD	43-0	W
9/28	* at Florida	9-9	T
10/5	* at Tennessee	7-0	W
10/12	* Tulane (@ Jackson)	31-10	W
10/19	HOUSTON (HC)	20-0	W
10/26	at Memphis	10-17	L
11/2	* at Alabama (NR-#7)	19-20	L
11/9	* Auburn (@ Jackson)	13-10	W
11/16	* LSU (@ Jackson)	7-6	W
11/30	* OLE MISS	10-10	T

#### LIBERTY BOWL (@ PHILADELPHIA, PA.)

12/21	North Carolina State	16-12	W
-------	----------------------	-------	---

### 1964 (4-6, 2-5 SEC)

#### 3-0 H • 1-3 A • 0-3 N

Paul Davis

9/19	at Texas Tech	7-21	L
9/26	* Florida (@ Jackson)	13-16	L
10/3	* Tennessee (@ Memphis)	13-14	L
10/10	* TULANE (HC)	17-6	W
10/17	SOUTHERN MISS	48-7	W
10/24	HOUSTON	18-13	W
10/31	* Alabama (@ Jackson) (NR-#3)	6-23	L
11/7	* at Auburn	3-12	L
11/14	* at LSU	10-14	L
12/5	* at Ole Miss	20-17	W

### 1965 (4-6, 1-5 SEC)

#### 2-1 H • 2-3 A • 0-2 N

Paul Davis

9/18	at Houston	36-0	W
9/25	* at Florida (NR-#8)	18-13	W
10/2	TAMPA	48-7	W
10/9	* SOUTHERN MISS (HC)	27-9	W
10/16	at Memphis	13-33	L
10/22	* at Tulane [Fri.]	15-17	L
10/30	* Alabama (@ Jackson)	7-10	L
11/6	* Auburn (@ Birmingham)	18-25	L
11/14	* at LSU [Sun.]	20-37	L
11/27	* OLE MISS	0-21	L

### 1966 (2-8, 0-6 SEC)

#### 2-0 H • 0-6 A • 0-2 N

Paul Davis

9/17	* Georgia (@ Jackson)	17-20	L
9/24	* at Florida	7-28	L
10/1	RICHMOND	20-0	W
10/8	SOUTHERN MISS (HC)	10-9	W
10/15	at Houston	0-28	L
10/22	at Florida State	0-10	L
10/29	* at Alabama (NR-#4)	14-27	L
11/5	* Auburn (@ Jackson)	0-13	L
11/12	* at LSU	7-17	L
11/26	* at Ole Miss	0-24	L

### 1967 (1-9, 0-6 SEC)

#### 0-3 H • 1-5 A • 0-1 N

Charley Shira

9/23	* at Georgia (NR-#7)	0-30	L
9/30	* Florida (@ Jackson)	7-24	L
10/7	at Texas Tech	7-3	W
10/14	SOUTHERN MISS	14-21	L
10/21	HOUSTON (HC)	6-43	L
10/28	at Florida State	12-24	L
11/4	* at Alabama	0-13	L
11/11	* at Auburn	0-36	L
11/18	* at LSU	0-55	L
12/2	* OLE MISS	3-10	L

### 1968 (0-8-2, 0-4-2 SEC)

#### 0-3 H • 0-4-1 A • 0-1-1 N

Charley Shira

9/21	LOUISIANA TECH	13-20	L
9/28	* Auburn (@ Jackson)	0-26	L
10/5	* at Florida (NR-#4)	14-31	L
10/12	SOUTHERN MISS (HC)	14-47	L
10/19	* Texas Tech (@ Jackson)	28-28	T
10/26	at Tampa	17-24	L
11/2	* at Alabama	13-20	L
11/9	FLORIDA STATE	14-27	L
11/16	* at LSU	16-20	L
11/30	* at Ole Miss	17-17	T

(Note: Texas Tech was an appointed conference game for State)

### 1969 (3-7, 0-5 SEC)

#### 2-1 H • 1-4 A • 0-2 N

Charley Shira

9/20	RICHMOND	17-14	W
9/27	* Florida (@ Jackson) (NR-#12)	35-47	L
10/4	at Houston	0-74	L
10/11	SOUTHERN MISS (HC)	34-20	W
10/18	at Texas Tech	30-26	W
10/25	at Florida State	17-20	L
11/1	* Alabama (@ Jackson)	19-23	L
11/8	* at Auburn (NR-#11)	13-52	L
11/15	* at LSU	6-61	L
11/27	* OLE MISS [Thu.]	22-48	L

# ALL-TIME RESULTS



## 1970 (6-5, 3-4 SEC)

1-1 H • 1-3 A • 4-1 N	Charley Shira
9/12 Oklahoma State (@ Jackson)	14-13 W
9/19 * at Florida (NR-#14)	13-34 L
9/26 * Vanderbilt (@ Memphis)	20-6 W
10/3 * Georgia (@ Jackson)	7-6 W
10/10 HOUSTON	14-31 L
10/17 Texas Tech (@ Jackson)	20-16 W
10/24 SOUTHERN MISS (HC)	51-15 W
10/31 * at Alabama	6-35 L
11/7 * Auburn (@ Birmingham) (NR-#10)	0-56 L
11/14 * at LSU	7-38 L
11/21 * at Ole Miss	19-14 W

## 1971 (2-9, 1-7 SEC)

1-2 H • 0-4 A • 1-3 N	Charley Shira
9/11 at Oklahoma State	7-26 L
9/18 * Florida (@ Jackson)	13-10 W
9/25 * VANDERBILT	19-49 L
10/2 * at Georgia (NR-#11)	7-35 L
10/9 at Florida State	9-27 L
10/16 LAMAR (HC)	24-7 W
10/23 * Tennessee (@ Memphis)	7-10 L
10/30 * Alabama (@ Jackson) (NR-#4)	10-41 L
11/6 * at Auburn (NR-#5)	21-30 L
11/13 * LSU (@ Jackson)	3-28 L
11/25 * OLE MISS [Thu.]	0-48 L

## 1972 (4-7, 1-6 SEC)

3-0 H • 1-5 A • 0-2 N	Charley Shira
9/9 * Auburn (@ Jackson)	3-14 L
9/16 NORTHEAST LOUISIANA	42-7 W
9/23 * at Vanderbilt	10-6 W
9/30 * at Florida	13-28 L
10/7 * at Kentucky	13-17 L
10/14 Florida State (@ Jackson)	21-25 L
10/21 SOUTHERN MISS	26-7 W
10/28 HOUSTON (HC)	27-13 W
11/4 * at Alabama (NR-#2)	14-58 L
11/18 * at LSU	14-28 L
11/25 * at Ole Miss	14-51 L

## 1973 (4-5-2, 2-5 SEC)

1-0-2 H • 2-2 A • 1-3 N	Bob Tyler
9/15 NORTHEAST LOUISIANA	21-21 T
9/22 * VANDERBILT	52-21 W
9/29 * Florida (@ Jackson) (NR-#16)	33-12 W
10/6 * Kentucky (@ Jackson)	14-42 L
10/13 at Florida State	37-12 W
10/20 at Louisville	18-7 W
10/27 SOUTHERN MISS (HC)	10-10 T
11/3 * Alabama (@ Jackson) (NR-#2)	0-35 L
11/10 * at Auburn	17-31 L
11/17 * at LSU	7-26 L
11/24 * Ole Miss (@ Jackson)	10-38 L

## 1974 (9-3, 3-3 SEC)

2-0 H • 2-2 A • 5-1 N	Bob Tyler
9/7 William & Mary (@ Jackson)	49-7 W
9/21 * Georgia (@ Jackson)	38-14 W
9/28 * at Florida	13-29 L
10/5 KANSAS STATE	21-16 W
10/12 at Lamar	37-21 W
10/19 at Memphis	29-28 W
10/26 LOUISVILLE (HC)	56-7 W
11/2 * at Alabama (#17-#4)	0-35 L
11/9 * Auburn (@ Jackson) (NR-#10)	20-24 L
11/16 * LSU (@ Jackson)	7-6 W
11/23 * Ole Miss (@ Jackson)	31-13 W

## SUN BOWL (@ EL PASO, TEXAS)

12/28 North Carolina	26-24 W
----------------------	---------

## 1975 (\$2-9, 0-6 SEC)

1-1 H • 1-5 A • 0-3 N	Bob Tyler
9/6 at Memphis	17-7 W
9/20 * at Georgia	6-28 L
9/27 * Florida (@ Jackson) (NR-#19)	10-27 L
10/4 \$ SOUTHERN MISS	7-3 W
10/11 \$ at Rice	28-14 W
10/18 NORTH TEXAS STATE (HC)	15-12 W
10/25 \$ at Louisville	28-14 W
11/1 * Alabama (@ Jackson) (NR-#6)	10-21 L
11/8 *\$ at Auburn	21-21 T
11/15 *\$ at LSU	16-6 W
11/22 * Ole Miss (@ Jackson)	7-13 L

## 1976 (\$0-11, 0-6 SEC)

0-3 H • 0-4 A • 0-4 N	Bob Tyler
9/4 \$ NORTH TEXAS STATE	7-0 W
9/18 \$ LOUISVILLE	30-21 W
9/25 * at Florida	30-34 L
10/2 \$ CAL POLY POMONA (HC)	38-0 W
10/9 *\$ Kentucky (@ Jackson)	14-7 W
10/16 \$ at Memphis	42-33 W
10/23 \$ at Southern Miss	14-6 W
10/30 * at Alabama (#18-#17)	17-34 L
11/6 *\$ Auburn (@ Jackson)	28-19 W
11/13 *\$ LSU (@ Jackson)	21-13 W
11/20 *\$ Ole Miss (@ Jackson)	28-11 W

## 1977 (\$0-11, 0-6 SEC)

0-3 H • 0-6 A • 0-3 N	Bob Tyler
9/3 \$ NORTH TEXAS STATE	17-15 W
9/10 \$ at Washington	27-18 W
9/24 * Florida (@ Jackson) (#12-#13)	22-24 L
10/1 \$ at Kansas State	24-21 W
10/8 * at Kentucky (NR-#16)	7-23 L
10/15 at Memphis	13-21 L
10/22 SOUTHERN MISS (HC)	7-14 L
10/29 * Alabama (@ Jackson) (NR-#2)	7-37 L
11/5 *\$ at Auburn	27-13 W
11/12 * at LSU	24-27 L
11/19 *\$ Ole Miss (@ Jackson)	18-14 W

\$—All wins during 1975-77 were forfeited by the NCAA, except the 1975 Memphis and North Texas State games

## 1978 (6-5, 2-4 SEC)

1-1 H • 1-2 A • 4-2 N	Bob Tyler
9/2 West Texas State (@ Jackson)	28-0 W
9/9 North Texas State (@ Irving, Texas)	17-5 W
9/23 at Memphis	44-14 W
9/30 * at Florida	0-34 L
10/7 at Southern Miss	17-22 L
10/14 FLORIDA STATE (HC) (NR-#15)	55-27 W
10/28 * Tennessee (@ Memphis)	34-21 W
11/4 * Alabama (@ Birmingham) (NR-#3)	14-35 L
11/11 * AUBURN	0-6 L
11/18 * LSU (@ Jackson) (NR-#17)	16-14 W
11/25 * Ole Miss (@ Jackson)	7-27 L

## 1979 (3-8, 2-4 SEC)

1-1 H • 0-5 A • 2-2 N	Emory Bellard
9/8 Memphis (@ Jackson)	13-14 L
9/22 at Maryland	14-35 L
9/29 * Florida (@ Jackson)	24-10 W
10/6 * Tennessee (@ Memphis) (NR-#19)	28-9 W
10/13 at Florida State (NR-#9)	6-17 L
10/20 MARSHALL (HC)	48-0 W
10/27 SOUTHERN MISS	7-21 L
11/3 * at Alabama (NR-#1)	7-24 L
11/10 * at Auburn	3-14 L
11/17 * at LSU	3-21 L
11/24 * Ole Miss (@ Jackson)	9-14 L

## 1980 (9-3, 5-1 SEC)

1-1 H • 4-1 A • 4-1 N	Emory Bellard
9/6 at Memphis	34-7 W
9/13 LOUISIANA TECH	31-11 W
9/20 * at Vanderbilt	24-14 W
9/27 * at Florida	15-21 L
10/4 at Illinois	28-21 W
10/11 SOUTHERN MISS (HC)	14-42 L
10/18 at Miami [Fla.] (NR-#18)	34-31 W
10/25 * Auburn (@ Jackson)	24-21 W
11/1 * Alabama (@ Jackson) (NR-#1)	6-3 W
11/15 * LSU (@ Jackson) (#19-NR)	55-31 W
11/22 * Ole Miss (@ Jackson) (#17-NR)	19-14 W

## SUN BOWL (@ EL PASO, TEXAS)

12/27 Nebraska (#17-#8)	17-31 L
-------------------------	---------

## 1981 (8-4, 4-2 SEC)

2-0 H • 3-1 A • 3-3 N	Emory Bellard
9/5 Memphis (@ Jackson) (#14-NR)	20-3 W
9/19 * VANDERBILT (#14-NR)	29-9 W
9/26 * Florida (@ Jackson) (#12-#19)	28-7 W
10/3 Missouri (@ Jackson) (#9-#17)	3-14 L
10/10 at Colorado State (#19-NR)	37-27 W
10/17 MIAMI [Fla.] (HC) (#16-#13)	14-10 W
10/24 * at Auburn (#9-NR)	21-17 W
10/31 * at Alabama (#7-#8)	10-13 L
11/7 Southern Miss (@ Jackson) (#15-#19)	6-7 L
11/14 * at LSU	17-9 W
11/21 * Ole Miss (@ Jackson)	17-21 L

## HALL OF FAME BOWL (@ BIRMINGHAM)

12/31 Kansas [Thu.]	10-0 W
---------------------	--------

## 1982 (5-6, 2-4 SEC)

2-2 H • 2-2 A • 1-2 N	Emory Bellard
9/4 at Tulane	30-21 W
9/11 ARKANSAS STATE	31-10 W
9/18 at Memphis	41-17 W
9/25 * at Florida (NR-#5)	17-27 L
10/2 * GEORGIA (NR-#6)	22-29 L
10/9 Southern Miss. (@ Jackson)	14-20 L
10/16 at Miami [Fla.] (NR-#17)	14-31 L
10/23 * AUBURN (HC)	17-35 L
10/30 * Alabama (@ Jackson) (NR-#9)	12-20 L
11/13 * LSU (NR-#6)	27-24 W
11/20 * Ole Miss (@ Jackson)	27-10 W

## 1983 (3-8, 1-5 SEC)

1-3 H • 1-3 A • 1-2 N	Emory Bellard
9/3 TULANE	14-9 W
9/17 Navy (@ Jackson)	38-10 W
9/24 * FLORIDA (NR-#15)	12-35 L
10/1 * at Georgia (NR-#11)	7-20 L
10/8 Southern Miss. (@ Jackson)	6-31 L
10/15 MIAMI [Fla.] (HC) (NR-#10)	7-31 L
10/22 * at Auburn (NR-#3)	13-28 L
10/29 * at Alabama (NR-#18)	18-35 L
11/5 MEMPHIS	13-30 L
11/12 * at LSU	45-26 W
11/19 * Ole Miss (@ Jackson)	23-24 L

## 1984 (4-7, 1-5 SEC)

2-2 H • 1-3 A • 1-2 N	Emory Bellard
9/1 at Tulane	30-3 W
9/8 COLORADO STATE	14-9 W
9/22 at Missouri	30-47 L
9/29 * at Florida	12-27 L
10/6 Southern Miss (@ Jackson)	27-18 W
10/13 * KENTUCKY (HC)	13-17 L
10/20 at Memphis	12-23 L
10/27 * AUBURN (NR-#12)	21-24 L
11/3 * Alabama (@ Jackson)	20-24 L
11/17 * LSU (NR-#9)	16-14 W
11/24 * Ole Miss (@ Jackson)	3-24 L

GENERAL INFO

2013 BULLDOGS

COACHES

2012 SEASON  
RECAP

FOOTBALL  
HISTORY

TEAM RECORDS

INDIVIDUAL  
RECORDS

STADIUM  
RECORDS

BOWLS



# ALL-TIME RESULTS

## GENERAL INFO

1985 (5-6, 0-6 SEC)

4-1 H • 0-4 A • 1-1 N

Emory Bellard

9/7	ARKANSAS STATE	22-14	W
9/14	SYRACUSE	30-3	W
9/21	Southern Miss (@ Jackson)	23-20	W
9/28	* FLORIDA	22-36	L
10/5	MEMPHIS	31-28	W
10/12	* at Kentucky	19-33	L
10/19	TULANE (HC)	31-27	W
10/26	* at Auburn (NR-#6)	9-21	L
11/2	* at Alabama	28-44	L
11/16	* at LSU (NR-#19)	15-17	L
11/23	* Ole Miss (@ Jackson)	27-45	L

1986 (6-5, 2-4 SEC)

2-2 H • 4-0 A • 0-3 N

Rockey Felker

9/6	at Syracuse	24-17	W
9/13	* at Tennessee (NR-#8)	27-23	W
9/20	Southern Miss. (@ Jackson)	24-28	L
9/27	* FLORIDA	16-10	W
10/4	at Memphis	34-17	W
10/11	ARKANSAS STATE (#19-NR)	24-9	W
10/18	at Tulane (#13-NR)	34-27	W
10/25	* AUBURN (HC) (#13-#7)	6-35	L
11/1	* ALABAMA (#19-#8)	3-38	L
11/15	* LSU (@ Jackson) (NR-#11)	0-47	L
11/22	* Ole Miss (@ Jackson)	3-24	L

1987 (4-7, 1-5 SEC)

3-2 H • 0-3 A • 1-2 N

Rockey Felker

9/5	SOUTHWESTERN LOUISIANA	31-3	W
9/12	* TENNESSEE (NR-#14)	10-38	L
9/19	LOUISIANA TECH	14-13	W
9/26	* at Florida	3-38	L
10/3	MEMPHIS (HC)	9-6	W
10/17	Southern Miss (@ Jackson)	14-18	L
10/24	* at Auburn (NR-#6)	7-38	L
10/31	* Alabama (@ Birmingham) (NR-#16)	18-21	L
11/7	TULANE	19-30	L
11/14	* at LSU (NR-#10)	14-34	L
11/21	* Ole Miss (@ Jackson)	30-20	W

1988 (1-10, 0-7 SEC)

1-3 H • 0-5 A • 0-2 N

Rockey Felker

9/3	LOUISIANA TECH	21-14	W
9/10	* at Vanderbilt	20-24	L
9/17	* GEORGIA (NR-#7)	35-42	L
9/24	* at Florida (NR-#20)	0-17	L
10/1	at Memphis	10-31	L
10/15	Southern Miss (@ Jackson)	21-38	L
10/22	* at Auburn (NR-#10)	0-33	L
10/29	* ALABAMA (HC) (NR-#19)	34-53	L
11/12	* LSU (NR-#12)	3-20	L
11/19	at Tulane	22-27	L
11/26	* Ole Miss (@ Jackson)	6-33	L

1989 (5-6, 1-6 SEC)

4-0 H • 1-3 A • 0-3 N

Rockey Felker

9/2	* VANDERBILT	42-7	W
9/9	at Southern Miss (NR-#18)	26-23	W
9/23	* at Georgia	6-23	L
9/30	* Florida (@ Tampa)	0-21	L
10/7	NORTHEAST LOUISIANA	28-14	W
10/21	MEMPHIS (HC)	35-10	W
10/28	* at Auburn (NR-#16)	0-14	L
11/4	* Alabama (@ Birmingham) (NR-#5)	10-23	L
11/11	TULANE	27-7	W
11/18	* at LSU	20-44	L
11/25	* Ole Miss (@ Jackson)	11-21	L

1990 (5-6, 1-6 SEC)

2-3 H • 2-2 A • 1-1 N

Rockey Felker

9/8	* TENNESSEE (NR-#8)	7-40	L
9/15	CAL STATE FULLERTON	27-13	W
9/22	SOUTHERN MISS	13-10	W
9/29	* at Florida (NR-#17)	21-34	L
10/13	* at Kentucky	15-17	L
10/20	at Tulane	38-17	W
10/27	* AUBURN (HC) (NR-#2)	16-17	L
11/3	* ALABAMA	0-22	L
11/10	at Memphis	27-23	W
11/17	* LSU (@ Jackson)	34-22	W
11/24	* Ole Miss (@ Jackson)	9-21	L

1991 (7-5, 4-3 SEC)

5-1 H • 2-2 A • 0-2 N

Jackie Sherrill

8/31	CAL STATE FULLERTON	47-3	W
9/7	TEXAS (NR-#13)	13-6	W
9/14	TULANE (#25-NR)	48-0	W
9/21	* at Tennessee (#23-#6)	24-26	L
9/28	* Florida (@ Orlando) (#21-#14)	7-29	L
10/12	* KENTUCKY	31-6	W
10/19	MEMPHIS (HC)	23-28	L
10/26	* at Auburn	24-17	W
11/2	* at Alabama (NR-#7)	7-13	L
11/16	* at LSU	28-19	W
11/23	* OLE MISS	24-9	W

LIBERTY BOWL (@ MEMPHIS)

12/29	Air Force [Sun.]	15-38	L
-------	------------------	-------	---

1992 (7-5, 4-4 SEC)

4-1 H • 3-3 A • 0-1 N

Jackie Sherrill

9/5	at Texas (#21-NR)	28-10	W
9/12	* at LSU (#18-NR)	3-24	L
9/19	at Memphis (#24-NR)	20-16	W
10/1	* FLORIDA (#24-#13) [Thu.]	30-6	W
10/10	* AUBURN (#18-NR)	14-7	W
10/17	* at South Carolina (#15-NR)	6-21	L
10/24	ARKANSAS STATE (HC) (#25-NR)	56-6	W
10/31	* at Kentucky (#24-NR)	37-36	W
11/7	* ARKANSAS (#19-NR)	10-3	W
11/14	* ALABAMA (#16-#2)	21-30	L
11/28	* at Ole Miss (#16-#24)	10-17	L

PEACH BOWL (@ ATLANTA)

1/2	North Carolina (#24-#19)	17-21	L
-----	--------------------------	-------	---

1993 (\$4-5-2, 3-4-1 SEC)

2-3-1 H • 2-2 A • 0-0-0 N

Jackie Sherrill

9/4	MEMPHIS (#23-NR)	35-45	L
9/11	* LSU	16-18	L
9/25	at Tulane	36-10	W
10/2	* at Florida (NR-#5)	24-38	L
10/9	* at Auburn (NR-#22)	17-31	L
10/16	* SOUTH CAROLINA	23-0	W
10/23	ARKANSAS STATE (HC)	15-15	T
10/30	* KENTUCKY	17-26	L
11/6	* at Arkansas (@ Little Rock)	13-13	T
11/13	* \$ at Alabama (NR-#12)	25-36	L
11/27	* OLE MISS	20-13	W

\$—Alabama's win was forfeited by the NCAA to Mississippi State

1994 (8-4, 5-3 SEC)

4-1 H • 3-3 A • 0-1 N

Jackie Sherrill

9/3	at Memphis	17-6	W
9/10	* at LSU	24-44	L
9/24	* TENNESSEE (NR-#23)	24-21	W
10/1	ARKANSAS STATE	49-3	W
10/8	* AUBURN (NR-#9)	18-42	L
10/15	* at South Carolina	41-36	W
10/22	TULANE (HC)	66-22	W
10/29	* at Kentucky	47-7	W
11/5	* ARKANSAS (#24-NR)	17-7	W
11/12	* ALABAMA (#20-#6)	25-29	L
11/26	* at Ole Miss (#19-NR)	21-17	W

PEACH BOWL (@ ATLANTA)

1/1	North Carolina State (#16-#23) [Sun.]	24-28	L
-----	---------------------------------------	-------	---

1995 (3-8, 1-7 SEC)

2-4 H • 1-4 A • 0-0 N

Jackie Sherrill

9/2	MEMPHIS	28-18	W
9/9	* LSU	16-34	L
9/16	at Baylor	30-21	W
9/23	* at Tennessee (NR-#15)	14-52	L
9/30	NORTHEAST LOUISIANA	32-34	L
10/7	* at Auburn (NR-#11)	20-48	L
10/14	* SOUTH CAROLINA	39-65	L
10/28	* KENTUCKY (HC)	42-32	W
11/4	* at Arkansas (@ Little Rock) (NR-#18)	21-26	L
11/11	* at Alabama (NR-#16)	9-14	L
11/25	* OLE MISS	10-13	L

1996 (5-6, 3-5 SEC)

2-4 H • 3-2 A • 0-0 N

Jackie Sherrill

9/7	at Memphis	31-10	W
9/21	LOUISIANA TECH	23-38	L
9/28	* at South Carolina	14-10	W
10/5	* GEORGIA	19-38	L
10/12	* AUBURN (NR-#18)	15-49	L
10/26	* at LSU (NR-#13)	20-28	L
11/2	NORTHEAST LOUISIANA. (HC)	59-0	W
11/9	* at Kentucky	21-24	L
11/16	* ALABAMA (NR-#8)	17-16	W
11/23	* ARKANSAS	OT 13-16	L
11/30	* at Ole Miss	17-0	W

1997 (7-4, 4-4 SEC)

5-2 H • 2-2 A • 0-0 N

Jackie Sherrill

8/30	MEMPHIS	13-10	W
9/6	* KENTUCKY	35-27	W
9/13	* LSU (NR-#10)	9-24	L
9/27	* SOUTH CAROLINA	37-17	W
10/4	* at Georgia (NR-#18)	0-47	L
10/11	NORTHEAST LOUISIANA	24-10	W
10/25	CENTRAL FLORIDA (HC)	35-28	W
11/1	* at Auburn (NR-#11)	20-0	W
11/15	* at Alabama (#17-NR)	32-20	W
11/22	* at Arkansas (#15-NR)	7-17	L
11/29	* OLE MISS (#22-NR)	14-15	L

1998 (8-5, 6-2 SEC)

SEC WEST CHAMPIONS

5-0 H • 3-3 A • 0-2 N

Jackie Sherrill

9/5	* VANDERBILT	42-0	W
9/12	at Memphis	14-6	W
9/19	at Oklahoma State (#25-NR)	23-42	L
9/26	* at South Carolina	38-0	W
10/10	* AUBURN	38-21	W
10/17	EAST TENNESSEE STATE (HC)	53-6	W
10/24	* at LSU (#24-NR)	6-41	L
11/7	* at Kentucky	35-37	L
11/14	* ALABAMA	26-14	W
11/21	* ARKANSAS (NR-#9)	22-21	W
11/26	* at Ole Miss (#25-NR) [Thu.]	28-6	W

SEC CHAMPIONSHIP (@ ATLANTA)

12/5	Tennessee (#23-#1)	14-24	L
------	--------------------	-------	---

COTTON BOWL (@ DALLAS)

1/1	Texas (#23-#20) [Fri.]	11-38	L
-----	------------------------	-------	---

# ALL-TIME RESULTS



## 1999 (10-2, 6-2 SEC)

7-0 H • 2-1 A • 1-0 N		Jackie Sherrill
9/4	MIDDLE TENNESSEE	40-7 W
9/11	MEMPHIS	13-10 W
9/18	OKLAHOMA STATE	29-11 W
9/25	* SOUTH CAROLINA (#23-NR)	17-0 W
10/2	* at Vanderbilt (#16-NR)	42-14 W
10/9	* at Auburn (#14-NR)	18-16 W
10/23	* LSU (HC) (#12-NR)	17-16 W
11/4	* KENTUCKY (#8-NR) [Thu.]	23-22 W
11/13	* at Alabama (#8-#11)	7-19 L
11/20	* at Arkansas (@ Little Rock) (#12-#22)	9-14 L
11/25	* OLE MISS (#18-#23) [Thu.]	23-20 W
<b>PEACH BOWL (@ ATLANTA)</b>		
12/30	Clemson (#15-NR) [Thu.]	17-7 W

## 2000 (8-4, 4-4 SEC)

4-1 H • 3-3 A • 1-0 N		Jackie Sherrill
9/2	at Memphis	17-3 W
9/14	at BYU [Thu.]	44-28 W
9/23	* at South Carolina (#25-NR)	19-23 L
9/30	* FLORIDA (NR-#3)	47-35 W
10/7	* AUBURN (#20-#15)	17-10 W
10/21	* at LSU (#13-NR)	OT 38-45 L
10/28	* MIDDLE TENNESSEE (HC) (#20-NR)	61-35 W
11/4	* at Kentucky (#18-NR)	35-17 W
11/11	* ALABAMA (#15-NR)	29-7 W
11/18	* ARKANSAS (#13-NR)	OT 10-17 L
11/23	* at Ole Miss (#23-NR) [Thu.]	30-45 L
<b>INDEPENDENCE BOWL (@ SHREVEPORT, LA)</b>		
12/31	Texas A&M [Sun.]	OT 43-41 W

## 2001 (3-8, 2-6 SEC WEST)

3-4 H • 0-4 A • 0-0 N		Jackie Sherrill
9/3	MEMPHIS [Mon.]	30-10 W
9/20	* SOUTH CAROLINA (#17-#18) [Thu.]	14-16 L
9/29	* at Florida (#21-#2)	0-52 L
10/6	* at Auburn	14-16 L
10/13	TROY STATE (HC)	9-21 L
10/20	* LSU	0-42 L
11/3	* KENTUCKY	17-14 W
11/10	* at Alabama	17-24 L
11/17	* at Arkansas	21-24 L
11/22	* OLE MISS [Thu.]	36-28 W
12/1	BYU (NR-#10)	38-41 L

## 2002 (3-9, 0-8 SEC WEST)

2-4 H • 1-5 A • 0-0 N		Jackie Sherrill
8/31	at Oregon (NR-#15)	13-36 L
9/14	JACKSONVILLE STATE	51-13 W
9/19	* AUBURN [Thu.]	14-42 L
9/28	* at LSU (NR-#22)	13-31 L
10/5	* at South Carolina	10-34 L
10/12	TROY STATE [HC]	11-8 W
10/19	at Memphis	29-17 W
11/2	* KENTUCKY	24-45 L
11/9	* at Alabama (NR-#11)	14-28 L
11/16	* TENNESSEE	17-35 L
11/23	* ARKANSAS	19-26 L
11/28	* at Ole Miss [Thu.]	12-24 L

## 2003 (2-10, 1-7 SEC WEST)

2-4 H • 0-6 A • 0-0 N		Jackie Sherrill
8/31	OREGON	34-42 L
9/13	at Tulane	28-31 L
9/20	at Houston	35-42 L
9/27	* LSU (NR-#7)	6-41 L
10/4	* VANDERBILT	30-21 W
10/11	MEMPHIS (HC)	35-27 W
10/18	* at Auburn (NR-#19)	13-45 L
10/25	* at Kentucky	17-42 L
11/8	* ALABAMA	0-38 L
11/15	* at Tennessee (NR-#9)	21-59 L
11/22	* at Arkansas	6-52 L
11/27	* OLE MISS [Thu.]	0-31 L

## 2004 (3-8, 2-6 SEC WEST)

3-3 H • 0-5 A • 0-0 N		Sylvester Croom
9/4	TULANE	28-7 W
9/11	* AUBURN (NR-#18)	14-43 L
9/18	MAINE	7-9 L
9/25	* at LSU (NR-#13)	0-51 L
10/2	* at Vanderbilt	13-31 L
10/9	UAB (HC)	13-27 L
10/23	* FLORIDA (NR-#20)	38-31 W
10/30	* KENTUCKY	22-7 W
11/6	* at Alabama	14-30 L
11/20	* ARKANSAS	21-24 L
11/27	* at Ole Miss	3-20 L

## 2005 (3-8, 1-7 SEC WEST)

2-5 H • 0-2 A • 1-0 N		Sylvester Croom
9/3	MURRAY STATE	38-6 W
9/10	* at Auburn (NR-#25)	0-28 L
9/17	vs. Tulane (@ Shreveport, La.)	21-14 W
9/24	* GEORGIA (NR-#6)	10-23 L
10/1	* LSU (NR-#5)	7-37 L
10/8	* at Florida (NR-#13)	9-35 L
10/22	HOUSTON (HC)	16-28 L
10/29	* at Kentucky	7-13 L
11/5	* ALABAMA (NR-#4)	0-17 L
11/19	* at Arkansas (@ Little Rock)	10-44 L
11/26	* OLE MISS	35-14 W

## 2006 (3-9, 1-7 SEC WEST)

1-6 H • 2-3 A • 0-0 N		Sylvester Croom
8/31	* SOUTH CAROLINA [Thu.]	0-15 L
9/9	* AUBURN (NR-#4)	0-34 L
9/16	TULANE	29-32 L
9/23	at UAB	OT 16-10 W
9/30	* at LSU (NR-#9)	17-48 L
10/7	WEST VIRGINIA (NR-#4)	14-42 L
10/14	JACKSONVILLE STATE	35-3 W
10/21	* at Georgia (NR-#24)	24-27 L
10/28	* KENTUCKY	31-34 L
11/4	* at Alabama	24-16 W
11/18	* ARKANSAS	14-28 L
11/25	* at Ole Miss	17-20 L

## 2007 (8-5, 4-4 SEC WEST)

4-2 H • 3-2 A • 1-0 N		Sylvester Croom
8/30	* LSU (NR-#2) [Thu.]	0-45 L
9/8	at Tulane	38-17 W
9/15	* at Auburn	19-14 W
9/22	GARDNER-WEBB	31-15 W
9/29	* at South Carolina	21-38 L
10/6	UAB	30-13 W
10/13	* TENNESSEE (NR-#25)	21-33 L
10/20	at West Virginia (NR-#7)	13-38 L
10/27	* at Kentucky (NR-#14)	31-14 W
11/10	* ALABAMA (NR-#21)	17-12 W
11/17	* at Arkansas (@ Little Rock)	31-45 L
11/23	* OLE MISS	17-14 W

## LIBERTY BOWL (@ MEMPHIS)

12/29	vs. Central Florida [Sat.]	10-3 W
-------	----------------------------	--------

## 2008 (4-8, 2-6 SEC WEST)

4-2 H • 0-6 A • 0-0 N		Sylvester Croom
8/30	at Louisiana Tech	14-22 L
9/6	SOUTHEASTERN LOUISIANA	34-10 W
9/13	* AUBURN (NR-#9)	2-3 L
9/20	at Georgia Tech	7-38 L
9/27	* at LSU (NR-#5)	24-34 L
10/11	* VANDERBILT (NR-#13)	17-14 W
10/18	* at Tennessee	3-34 L
10/25	MIDDLE TENNESSEE (HC)	31-22 W
11/1	* KENTUCKY	13-14 L
11/15	* at Alabama (NR-#1)	7-32 L
11/22	* ARKANSAS	31-28 W
11/28	* at Ole Miss	0-45 L

## 2009 (5-7, 3-5 SEC WEST)

2-5 H • 3-1 A • 0-0 N		Dan Mullen
9/5	JACKSON STATE	45-7 W
9/12	* at Auburn	24-49 L
9/19	* at Vanderbilt	15-3 W
9/26	* LSU (NR-#7)	26-30 L
10/3	GEORGIA TECH (NR-#25)	31-42 L
10/10	HOUSTON	24-31 L
10/17	at Middle Tennessee	27-6 W
10/24	* FLORIDA (NR-#1)	19-29 L
10/31	* at Kentucky	31-24 W
11/14	* ALABAMA (NR-#3)	3-31 L
11/21	* at Arkansas (@ Little Rock)	21-42 L
11/28	* OLE MISS (NR-#25)	41-27 W

## 2010 (9-4, 4-4 SEC WEST)

5-2 H • 3-2 A • 1-0 N		Dan Mullen
9/4	MEMPHIS	49-7 W
9/9	* AUBURN (NR-#21) [THU.]	14-17 L
9/18	* at LSU (NR-#15)	7-29 L
9/25	* GEORGIA	24-12 W
10/2	ALCORN STATE	49-16 W
10/9	at Houston	47-24 W
10/16	* at Florida (NR-#22)	10-7 W
10/23	UAB (#24-NR)	29-24 W
10/30	* KENTUCKY (#21-NR)	24-17 W
11/13	* at Alabama (#19-#11)	10-30 L
11/20	* ARKANSAS (#21-#13)	20T 31-38 L
11/27	* at Ole Miss (#25-NR)	31-23 W

## GATOR BOWL (@ JACKSONVILLE)

1/1	Michigan (#21-NR) [Sat.]	52-14 W
-----	--------------------------	---------

## 2011 (7-6, 2-6 SEC WEST)

3-3 H • 3-3 A • 1-0 N		Dan Mullen
9/1	at Memphis (#20-NR) [Thu.]	59-17 W
9/10	* at Auburn (#16-#22)	34-41 L
9/15	* LSU (#25-#3) [Thu.]	6-19 L
9/24	LOUISIANA TECH	OT 26-20 W
10/1	* at Georgia	10-24 L
10/8	at UAB	21-3 W
10/15	* SOUTH CAROLINA (NR-#13)	12-14 L
10/29	* at Kentucky	28-16 W
11/5	UT MARTIN	55-17 W
11/12	* ALABAMA (NR-#3)	7-24 L
11/19	* at Arkansas (NR-#6) (@ Little Rock)	17-44 L
11/26	* OLE MISS	31-3 W

## MUSIC CITY BOWL (@ NASHVILLE)

12/30	Wake Forest [Fri.]	23-17 W
-------	--------------------	---------

## 2012 (8-5, 4-4 SEC WEST)

6-1 H • 2-3 A • 0-0 N		Dan Mullen
9/1	JACKSON STATE	56-9 W
9/8	* AUBURN	28-10 W
9/15	at Troy	30-24 W
9/22	SOUTH ALABAMA (#23-NR)	30-10 W
10/6	* at Kentucky (#19-NR)	27-14 W
10/13	* TENNESSEE (#18-NR)	41-31 W
10/20	MIDDLE TENNESSEE (#12-NR)	45-3 W
10/27	* at Alabama (#11-#1)	7-38 L
11/3	* TEXAS A&M (#15-#16)	13-38 L
11/10	* at LSU (#21-#7)	17-37 L
11/17	* ARKANSAS	45-14 W
11/24	* at Ole Miss (#25-NR)	24-41 L

## GATOR BOWL (@ JACKSONVILLE)

1/1	Northwestern [Tue.]	20-34 L
-----	---------------------	---------

GENERAL INFO

2013 BULLDOGS

COACHES

2012 SEASON  
RECAP

FOOTBALL  
HISTORY

TEAM RECORDS

INDIVIDUAL  
RECORDS

STADIUM  
RECORDS

BOWLS



# ALL-TIME RECORDS

GENERAL INFO
2013 BULLDOGS
COACHES
2012 SEASON RECAP
FOOTBALL HISTORY
TEAM RECORDS
INDIVIDUAL RECORDS
STADIUM RECORDS
BOWLS

## MSU HOMECOMING HISTORY

10-23-37	Florida.....	W, 14-13
10-1-38	Florida.....	W, 22-0
11-4-39	Birmingham-Southern.....	W, 28-0
10-19-40	Howard College.....	W, 40-7
10-25-41	Union.....	W, 56-7
11-14-42	Duquesne.....	W, 28-6
10-20-45	Maxwell [AL] Field.....	W, 16-6
11-2-46	Murray State.....	W, 69-0
10-25-47	Hardin-Simmons.....	W, 27-7
10-16-48	Cincinnati.....	W, 27-0
10-1-49	Baylor.....	L, 6-14
11-11-50	Kentucky.....	L, 21-48
10-27-51	Alabama.....	L, 0-7
10-18-52	Kentucky.....	W, 27-14
10-10-53	Auburn.....	T, 21-21
11-6-54	North Texas State.....	W, 48-26
10-8-55	Tulane.....	W, 14-0
10-13-56	Trinity.....	W, 18-6
10-12-57	Arkansas State.....	W, 47-13
10-25-58	Alabama.....	L, 7-9
10-24-59	Memphis.....	W, 28-23
10-29-60	Alabama.....	L, 0-7
10-14-61	Arkansas State.....	W, 38-0
11-3-62	Alabama.....	L, 0-20
10-19-63	Houston.....	W, 20-0
10-10-64	Tulane.....	W, 17-6
10-9-65	Southern Miss.....	W, 27-9
10-8-66	Southern Miss.....	W, 10-9
10-21-67	Houston.....	L, 6-43
10-12-68	Southern Miss.....	L, 14-47
10-11-69	Southern Miss.....	W, 34-20
10-24-70	Southern Miss.....	W, 51-15
10-16-71	Lamar.....	W, 24-7
10-28-72	Houston.....	W, 27-13
10-27-73	Southern Miss.....	T, 10-10
10-26-74	Louisville.....	W, 56-7
10-18-75	North Texas State.....	W, 15-12
10-2-76	Cal Poly Pomona.....	W, 38-0
10-22-77	Southern Miss.....	L, 7-14
10-14-78	Florida State.....	W, 55-27
10-20-79	Marshall.....	W, 48-0
10-11-80	Southern Miss.....	L, 14-42
10-17-81	Miami (Fla.).....	W, 14-10
10-23-82	Auburn.....	L, 17-35
10-15-83	Miami (Fla.).....	L, 7-31
10-13-84	Kentucky.....	L, 13-17
10-19-85	Tulane.....	W, 31-27
10-25-86	Auburn.....	L, 6-35
10-3-87	Memphis.....	W, 9-6
10-29-88	Alabama.....	L, 34-53
10-21-89	Memphis.....	W, 35-10
10-27-90	Auburn.....	L, 16-17
10-19-91	Memphis.....	L, 23-28
10-24-92	Arkansas State.....	W, 56-6
10-23-93	Arkansas State.....	T, 15-15
10-22-94	Tulane.....	W, 66-22
10-28-95	Kentucky.....	W, 42-32
11-2-96	Northeast Louisiana.....	W, 59-0
10-25-97	Central Florida.....	W, 35-28
10-17-98	East Tennessee State.....	W, 53-6
10-23-99	LSU.....	W, 17-16
10-28-00	Middle Tennessee.....	W, 61-35
10-13-01	Troy State.....	L, 9-21
10-12-02	Troy State.....	W, 11-8
10-11-03	Memphis.....	W, 35-27
10-9-04	UAB.....	L, 13-27
10-22-05	Houston.....	L, 16-28
10-14-06	Jacksonville State.....	W, 35-3
10-6-07	UAB.....	W, 30-13
10-25-08	Middle Tennessee.....	W, 31-22
10-10-09	Houston.....	L, 24-31
10-23-10	UAB.....	W, 29-24
11-5-11	UT Martin.....	W, 55-17
10-20-12	Middle Tennessee.....	W, 45-3
74 Games — 35 Different Opponents..... — 50-21-3		

## 1895-1932 (PRE-SEC YEARS)

Year	Overall		Conf.	Head Coach
	Record	Record		
1895	0-2	—	—	W.M. Matthews
1896	0-4	SIAA	—	J.B. Hildebrand
1901	2-2-1	SIAA	—	L.B. Harvey
1902	1-4-1	SIAA	—	L. Gwinn
1903	3-0-2	SIAA	—	Dan Martin
1904	2-5	SIAA	—	Dan Martin
1905	3-4	SIAA	—	Dan Martin
1906	2-2-1	SIAA	—	Dan Martin
1907	6-3	SIAA	—	Fred Furman
1908	3-4	SIAA	—	Fred Furman
1909	5-4	SIAA	—	W.D. Chadwick
1910	7-2	SIAA	—	W.D. Chadwick
1911	7-2-1	SIAA	—	W.D. Chadwick
1912	4-3	SIAA	—	W.D. Chadwick
1913	6-1-1	SIAA	—	W.D. Chadwick
1914	6-2	SIAA	—	E.C. Hayes
1915	5-2-1	SIAA	—	E.C. Hayes
1916	4-4-1	SIAA	—	E.C. Hayes
1917	6-1	SIAA	—	Sid Robinson
1918	3-2	SIAA	—	Sid Robinson
1919	6-2	SIAA	—	Sid Robinson
1920	5-3	SIAA	—	Fred Holtkamp
1921	4-4-1	SC	—	Fred Holtkamp
1922	3-4-2	SC	—	C.R. Dudy Noble
1923	5-2-2	SC	—	Earl Able
1924	5-4	SC	—	Earl Able
1925	3-4-1	SC	—	Bernie Bierman
1926	5-4	SC	—	Bernie Bierman
1927	5-3	SC	—	J.W. Hancock
1928	2-4-2	SC	—	J.W. Hancock
1929	1-5-2	SC	—	J.W. Hancock
1930	2-7	SC	—	Chris Cagle
1931	2-6	SC	—	Ray Dauber
1932	3-5	SC	—	Ray Dauber

SIAA - Southern Intercollegiate Athletic Association

SC - Southern Conference

## 1933-PRESENT

Year	Overall		SEC	SEC	Head Coach
	Record	Record			
1933	3-6-1	1-5-1	12th	—	Ross McKechnie
1934	4-6	0-5	12th	—	Ross McKechnie
1935	8-3	2-3	t-9th	—	Ralph Sasse
1936	7-3-1	3-2	5th	—	Ralph Sasse
1937	5-4-1	3-2	5th	—	Ralph Sasse
1938	4-6	1-4	11th	—	Spike Nelson
1939	8-2	3-2	4th	—	Allyn McKeen
1940	10-0-1	4-0-1	2nd	—	Allyn McKeen
1941	8-1-1	4-0-1	1st	—	Allyn McKeen
1942	8-2	5-2	4th	—	Allyn McKeen
1943	No team due to World War II				
1944	6-2	3-2	5th	—	Allyn McKeen
1945	6-3	2-3	t-7th	—	Allyn McKeen
1946	8-2	3-2	5th	—	Allyn McKeen
1947	7-3	2-2	4th	—	Allyn McKeen
1948	4-4-1	3-3	7th	—	Allyn McKeen
1949	0-8-1	0-6	12th	—	Slick Morton
1950	4-5	3-4	7th	—	Slick Morton
1951	4-5	2-5	11th	—	Slick Morton
1952	5-4	3-4	7th	—	Murray Warmath
1953	5-2-3	3-1-3	6th	—	Murray Warmath
1954	6-4	3-3	t-6th	—	Darrell Royal
1955	6-4	4-4	6th	—	Darrell Royal
1956	4-6	2-5	t-8th	—	Wade Walker
1957	6-2-1	4-2-1	t-3rd	—	Wade Walker
1958	3-6	1-6	12th	—	Wade Walker
1959	2-7	0-7	12th	—	Wade Walker
1960	2-6-1	0-5-1	11th	—	Wade Walker
1961	5-5	1-5	t-10th	—	Wade Walker
1962	3-6	2-5	9th	—	Paul Davis
1963	7-2-2	4-1-2	4th	—	Paul Davis
1964	4-6	2-5	8th	—	Paul Davis
1965	4-6	1-5	t-9th	—	Paul Davis

1966	2-8	0-6	t-9th	Paul Davis
1967	1-9	0-6	t-9th	Charley Shira
1968	0-8-2	0-4-2	9th	Charley Shira
1969	3-7	0-5	10th	Charley Shira
1970	6-5	3-4	t-7th	Charley Shira
1971	2-9	1-7	10th	Charley Shira
1972	4-7	1-6	9th	Charley Shira
1973	4-5-2	2-5	t-8th	Bob Tyler
1974	9-3	3-3	t-4th	Bob Tyler
1975*	2-9	0-6	t-9th	Bob Tyler
1976*	0-11	0-6	t-9th	Bob Tyler
1977*	0-11	0-6	t-9th	Bob Tyler
1978	6-5	2-4	t-7th	Bob Tyler
1979	3-8	2-4	8th	Emory Bellard
1980	9-3	5-1	t-2nd	Emory Bellard
1981	8-4	4-2	3rd	Emory Bellard
1982	5-6	2-4	8th	Emory Bellard
1983	3-8	1-5	8th	Emory Bellard
1984	4-7	1-5	t-9th	Emory Bellard
1985	5-6	0-6	9th	Emory Bellard
1986	6-5	2-4	t-7th	Rockey Felker
1987	4-7	1-5	t-7th	Rockey Felker
1988	1-10	0-7	10th	Rockey Felker
1989	5-6	1-6	9th	Rockey Felker
1990	5-6	1-6	t-8th	Rockey Felker
1991	7-5	4-3	t-4th	Jackie Sherrill
1992	7-5	4-4	3rd (W)	Jackie Sherrill
1993\$	4-5-2	3-4-1	4th (W)	Jackie Sherrill
1994	8-4	5-3	2nd (W)	Jackie Sherrill
1995	3-8	1-7	4th (W)	Jackie Sherrill
1996	5-6	3-5	4th (W)	Jackie Sherrill
1997	7-4	4-4	t-3rd (W)	Jackie Sherrill
1998	8-5	6-2	t-1st (W)	Jackie Sherrill
1999	10-2	6-2	2nd (W)	Jackie Sherrill
2000	8-4	4-4	t-3rd (W)	Jackie Sherrill
2001	3-8	2-6	6th (W)	Jackie Sherrill
2002	3-9	0-8	5th (W)	Jackie Sherrill
2003	2-10	1-7	5th (W)	Jackie Sherrill
2004	3-8	2-6	6th (W)	Sylvester Croom
2005	3-8	1-7	5th (W)	Sylvester Croom
2006	3-9	1-7	6th (W)	Sylvester Croom
2007	8-5	4-4	t-3rd (W)	Sylvester Croom
2008	4-8	2-6	t-4th (W)	Sylvester Croom
2009	5-7	3-5	t-4th (W)	Dan Mullen
2010	9-4	4-4	5th (W)	Dan Mullen
2011	7-6	2-6	5th (W)	Dan Mullen
2012	8-5	4-4	4th (W)	Dan Mullen
113 yrs. 514-549-39		172-343-13		32 Coaches

\* - All wins in the 1975-77 seasons were forfeited by the NCAA, except for the 1975 Memphis and North Texas State games.

\$ - Win over Alabama in 1993 was forfeited to MSU by the NCAA.

# ALL-TIME RECORDS



## MSU VS. DIVISION I-A CONFERENCES

Atlantic Coast	9-20-1
Big East	5-3
Big Ten	3-8-1
Big 12	14-15-2
Conference USA	89-62-3
Independents	3-1
Mountain West	2-1
Ohio Valley	1-0
Pac-12	0-3
Southeastern	205-401-20
Southwestern Athletic Conference	3-0
Sun Belt	36-5-2
Western Athletic	8-3

## ATLANTIC COAST

	Overall	Home	Away	Neutral
Clemson	1-1-1	0-1	0-0-1	1-0
Florida State	2-7	1-1	1-5	0-1
Georgia Tech	0-4	0-1	0-3	—
Maryland	0-1	—	0-1	—
Miami (Fla.)	2-3	1-1	1-2	—
North Carolina	1-1	—	—	1-1
North Carolina State	2-3	0-1	1-1	1-1
Wake Forest	1-0	—	—	1-0
<b>TOTALS</b>	<b>9-20-1</b>	<b>2-5</b>	<b>3-12-1</b>	<b>4-3</b>

## BIG EAST

	Overall	Home	Away	Neutral
Cincinnati	1-1	1-0	0-1	—
Louisville	2-2	1-1	1-1	—
Syracuse	2-0	1-0	1-0	—
<b>TOTALS</b>	<b>5-3</b>	<b>3-1</b>	<b>2-2</b>	<b>—</b>

## BIG TEN

	Overall	Home	Away	Neutral
Illinois	1-1	—	1-0	0-1
Indiana	0-3	—	0-3	—
Michigan	1-0	—	—	1-0
Michigan State	1-2-1	—	1-1-1	0-1
Nebraska	0-1	—	—	0-1
Northwestern	0-1	—	—	0-1
<b>TOTALS</b>	<b>3-8-1</b>	<b>—</b>	<b>2-4-1</b>	<b>1-4</b>

## BIG 12

	Overall	Home	Away	Neutral
Baylor	1-2-1	0-1	1-0	0-1-1
Kansas	1-0	—	—	1-0
Kansas State	1-1*	1-0	0-1*	—
Oklahoma State	2-2	1-0	0-2	1-0
Texas	2-2	1-0	1-1	0-1
Texas Tech	4-2-1	—	2-1	2-1-1
West Virginia	0-2	0-1	0-1	—
<b>TOTALS</b>	<b>14-15-2</b>	<b>3-2</b>	<b>5-7</b>	<b>6-6-2</b>

## CONFERENCE USA

	Overall	Home	Away	Neutral
Houston	7-9	3-5	4-4	—
Marshall	1-0	1-0	—	—
Memphis	33-11	15-4	17-6	1-1
Rice	0-1*	—	0-1*	—
Southern Miss	12-14-1	8-6-1	2-2	2-6
Tulane	30-26-2	9-3	17-22-2	4-1
UAB	4-1	2-1	1-1	—
UCF	2-0	1-0	—	1-0
<b>TOTALS</b>	<b>89-62-3</b>	<b>38-19-1</b>	<b>40-35-2</b>	<b>8-8</b>

## INDEPENDENTS

	Overall	Home	Away	Neutral
Army	1-0	—	1-0	—
BYU	1-1	0-1	1-0	—
Navy	1-0	—	—	1-0
<b>TOTALS</b>	<b>3-1</b>	<b>0-1</b>	<b>2-0</b>	<b>1-0</b>

## MOUNTAIN WEST

	Overall	Home	Away	Neutral
Air Force	0-1	—	—	0-1
Colorado State	2-0	1-0	1-0	—
<b>TOTALS</b>	<b>2-1</b>	<b>1-0</b>	<b>1-0</b>	<b>0-1</b>

## OHIO VALLEY

	Overall	Home	Away	Neutral
UT Martin	1-0	1-0	—	—
<b>TOTALS</b>	<b>1-0</b>	<b>1-0</b>	<b>—</b>	<b>—</b>

## PACIFIC 12

	Overall	Home	Away	Neutral
Oregon	0-2	0-1	0-1	—
Washington	0-1*	—	0-1*	—
<b>TOTALS</b>	<b>0-3</b>	<b>0-1</b>	<b>0-2</b>	<b>—</b>

## SOUTHEASTERN

	Overall	Home	Away	Neutral
Florida	19-33-2	7-4	8-19-1	4-10-1
Georgia	6-17	2-4	2-10	2-3
Kentucky	19-21	10-6	8-13	1-2
Missouri	0-2	—	0-1	0-1
South Carolina	6-8	3-4	3-4	—
Tennessee	16-28-1	5-5	7-13	4-10-1
Vanderbilt	12-7-2	6-1	6-5-2	0-1
<b>TOTALS</b>	<b>78-116-5</b>	<b>33-24</b>	<b>34-65-3</b>	<b>11-27-2</b>

## WESTERN DIVISION

	Overall	Home	Away	Neutral
Alabama	18-76-3	4-16	9-41-1	5-19-2
Arkansas	7-15-1	5-6	0-3	2-6-1
Auburn	24-60-2	5-12-1	6-27	13-21-1
LSU	33-70-3	6-13-1	18-47-1	9-10-1
Ole Miss	42-61-6	13-20-3	11-22-3	18-19
Texas A&M	3-3	0-1	1-0	2-2
<b>TOTALS</b>	<b>127-285-15</b>	<b>33-68-5</b>	<b>45-140-5</b>	<b>49-77-5</b>

## SOUTHWESTERN

	Overall	Home	Away	Neutral
Alcorn State	1-0	1-0	—	—
Jackson State	2-0	2-0	—	—
<b>TOTALS</b>	<b>3-0</b>	<b>3-0</b>	<b>—</b>	<b>—</b>

## SUN BELT

	Overall	Home	Away	Neutral
Arkansas State	15-0-1	15-0-1	—	—
La.-Lafayette	3-1	3-0	—	0-1
La.-Monroe	4-1-1	4-1-1	—	—
North Texas	6-2	5-2	—	1-0
Middle Tennessee	5-0	4-0	1-0	—
South Alabama	1-0	1-0	—	—
Troy	2-1	1-1	1-0	—
<b>TOTALS</b>	<b>36-5-2</b>	<b>31-4-2</b>	<b>2-0</b>	<b>1-1</b>

## WESTERN ATHLETIC

	Overall	Home	Away	Neutral
Louisiana Tech	8-3	8-2	0-1	—
<b>TOTALS</b>	<b>8-3</b>	<b>8-2</b>	<b>0-1</b>	<b>—</b>

\*-Denotes wins which were forfeited by MSU due to NCAA infractions.

## HELMET HISTORY

After a recent five year stint of white helmets before Dan Mullen's arrival, Mississippi State returned to maroon headgear for the 2009 season. State first wore the maroon headgear from 1963-65 followed by a period from 1974-2003. State's record when wearing maroon helmets is 186-221-4 (.457). The Bulldogs are 95-158-9 (.375) in white helmets.

no logo on helmet	1951-62 white helmet with maroon stripe
	1963-65 white decal on maroon helmet
jersey number on helmet	1966-68 maroon numerals on white helmet
	1969-73 maroon decal on white helmet (maroon stripe)
	1974-78 white decal on maroon helmet
	1979-85 white decal on maroon helmet
	1986-95 white decal on maroon helmet
	1996-2003 white decal on maroon helmet
	2004-2008 maroon decal on white helmet
	2009-present white decal on maroon helmet

## MISSISSIPPI STATE ON TELEVISION

ALL TV Games	85-104
National Cable	48-57
National Network	14-12
Regional Network	36-40
Home Games	46-43
Away Games	29-43
Neutral Sites	10-17
ABC	4-9
CBS	3-7
CBS College	1-0
CSS	2-1
CSTV	1-0
NBC	2-0
ESPN	13-26
ESPN2	8-16*
ESPN U	10-3
ESPN-Regional (SEC Network)	3-5
ESPN3	1-0
FOX	4-2
Fox Sports Net	8-2
JP / Lincoln Financial Sports/Raycom	21-26*
Mizlou	1-0
Sunshine	1-0
TBS	2-12
PPV	1-0

\*-includes dual broadcast

GENERAL INFO

2013 BULLDOGS

COACHES

2012 SEASON RECAP

FOOTBALL HISTORY

TEAM RECORDS

INDIVIDUAL RECORDS

STADIUM RECORDS

BOWLS



# TV RECORDS

GENERAL INFO	TV RECORD VS. OPP.			
	Opponent	Record		
2013 BULLDOGS	Air Force	0-1		
	Alabama	7-17		
	Alcorn State	1-0		
	Arkansas	4-5		
	Auburn	6-12		
	BYU	1-1		
	Central Florida	2-0		
	Clemson	1-0		
	Florida	5-7		
	Georgia	1-4		
	Georgia Tech	0-2		
	Houston	1-1		
	Jackson State	1-0		
	Kansas	1-0		
	Kentucky	7-2		
	Louisiana Tech	1-1		
	LSU	2-19		
	Memphis	7-0		
	Michigan	1-0		
	Middle Tennessee	3-0		
COACHES	Ole Miss	9-9		
	Missouri	0-1		
	Nebraska	0-1		
	North Carolina	1-1		
	North Carolina State	1-1		
	Northwestern	0-1		
	Oklahoma State	1-0		
	Oregon	0-2		
	South Alabama	1-0		
	South Carolina	3-5		
2012 SEASON RECAP	Southern Miss	0-1		
	Tennessee	3-7		
	Texas	2-1		
	Texas A&M	1-1		
	Troy	1-0		
	Tulane	3-0		
	UAB	2-0		
	UT Martin	1-0		
	Vanderbilt	2-0		
	Wake Forest	1-0		
FOOTBALL HISTORY	West Virginia	0-1		
	<b>TOTALS</b>	<b>77-99</b>		
TEAM RECORDS	<b>ALL-TIME TELEVISION APPEARANCES</b>			
	YEAR	OPPONENT	SCORE	COVERAGE
	1963 (1-0)	NC State (Liberty Bowl)	16-12	W NBC
	1964 (1-0)	at Ole Miss	20-17	W NBC
	1966 (0-1)	at LSU	7-17	L ABC (R)
	1974 (1-0)	North Carolina (Sun.)	26-24	W CBS
	1977 (0-1)	Florida (@ Jackson)	22-24	L ABC (R)
	1980 (0-1)	Nebraska (Sun Bowl)	17-31	L CBS
	1981 (2-1)	Florida (@ Jackson)	28-7	W ABC (R)
		Missouri (@ Jackson)	3-14	L ABC (R)
INDIVIDUAL RECORDS		Kansas (Hall of Fame Bowl)	10-0	W Mizlou
	1982 (1-2)	GEORGIA	22-29	L CBS (R)
		SOUTHERN MISS (@ Jackson)	14-20	L ABC (R)
		LSU	27-24	W ABC (R)
	1984 (0-1)	Ole Miss (@ Jackson)	3-24	L TBS
	1986 (1-3)	at Tennessee	27-23	W TBS
		AUBURN	6-35	L ESPN
		ALABAMA	3-38	L TBS
		Mississippi (@ Jackson)	3-24	L TBS
	1987 (0-1)	TENNESSEE	10-38	L TBS
STADIUM RECORDS	1988 (0-1)	LSU	3-20	L TBS
	1989 (0-1)	Alabama (@ Birmingham)	10-23	L TBS
	1990 (0-3)	TENNESSEE	7-40	L TBS
		at Florida	21-34	L TBS
		ALABAMA	0-22	L TBS
BOWLS	1991 (2-4)	TEXAS	13-6	W TBS
		at Tennessee	24-26	L TBS
		Florida (@ Orlando)	7-29	L TBS
		at Auburn	24-17	W ABC (R)
		at Alabama	7-13	L TBS
		Air Force (Liberty Bowl)	15-38	L ESPN
	1992 (3-3)	at Texas	28-10	W ESPN
		FLORIDA	30-6	W ESPN
		ARKANSAS	10-3	W JP (R)
		ALABAMA	21-30	L ESPN
2013 BULLDOGS		at Ole Miss	10-17	L JP (R)
		North Carolina (Peach)	17-21	L ESPN
	1993 (1-2)	LSU	16-18	L ABC (R)
		at Florida	24-38	L JP (R)
		\$ at Alabama	25-36	L ABC (R)
		\$ Alabama win forfeited by the NCAA.		
	1994 (2-3)	TENNESSEE	24-21	W JP (R)
		AUBURN	18-42	L ABC (R)
		ARKANSAS	17-7	W JP (R)
		ALABAMA	25-29	L ABC (R)
2013 BULLDOGS		NC State (Peach Bowl)	24-28	L ESPN
	1995 (0-4)	LSU	16-34	L JP (R)
		at Tennessee	14-52	L ABC (R)
		Arkansas (@ Little Rock)	21-26	L JP (R)
		at Alabama	9-14	L JP (R)
	1996 (3-3)	at South Carolina	14-10	W JP (R)
		GEORGIA	19-38	L ESPN2
		AUBURN	15-49	L JP (R)
		at LSU	20-28	L JP (R)
		ALABAMA	17-16	W ESPN
2013 BULLDOGS		at Ole Miss	17-0	W ESPN2 / JP
	1997 (5-2)	MEMPHIS	13-10	W FOX
		KENTUCKY	35-27	W JP (R)
		LSU	9-24	L ESPN
		SOUTH CAROLINA	37-17	W JP (R)
		CENTRAL FLORIDA	35-28	W Sunshine (R)
		at Alabama	32-20	W JP (R)
		OLE MISS	14-15	L ESPN2 / JP
	1998 (7-4)	VANDERBILT	42-0	W ESPN 2
		at Memphis	14-6	W FOX
2013 BULLDOGS		at South Carolina	38-0	W JP (R)
		AUBURN	38-21	W JP (R)
		at LSU	6-41	L ESPN 2
		at Kentucky	35-37	L ESPN 2
		ALABAMA	26-14	W JP (R)
		ARKANSAS	22-21	W JP (R)
		at Ole Miss	28-6	W ESPN
		Tennessee (SEC Champ)	14-24	L ABC
		Texas (Cotton Bowl)	11-38	L FOX
	1999 (7-2)	MEMPHIS	13-10	W FOX
2013 BULLDOGS		OKLAHOMA STATE	29-11	W JP (R)
		at Auburn	18-16	W JP (R)
		LSU	17-16	W ESPN2
		KENTUCKY	23-22	W ESPN
		at Alabama	7-19	L CBS
		at Arkansas	9-14	L ESPN2
		OLE MISS	23-20	W ESPN
		Clemson (Peach Bowl)	17-7	W ESPN
	2000 (6-3)	at Memphis	17-3	W FOX
		at Brigham Young	44-28	W ESPN
2013 BULLDOGS		at South Carolina	19-23	L JP (R)
		FLORIDA	47-35	W CBS
		AUBURN	17-10	W CBS
		at LSU	OT 38-45	L ESPN2
		ALABAMA	29-7	W JP (R)
		at Ole Miss	30-45	L ESPN
		Texas A&M (Indy)	OT 43-41	W ESPN
	2001 (2-6)	MEMPHIS	30-10	W ESPN2
		SOUTH CAROLINA	14-16	L ESPN
		at Florida	0-52	L CBS
2013 BULLDOGS		at Auburn	14-16	L ESPN2
		LSU	0-42	L ESPN2
		at Alabama	17-24	L JP (R)
		OLE MISS	36-28	W ESPN
		BYU	38-41	L ESPN2
2013 BULLDOGS	2002 (0-5)	at Oregon	13-36	L FOX
		AUBURN	14-42	L ESPN
		at LSU	13-31	L JP (R)
		TENNESSEE	17-35	L JP (R)
		at Ole Miss	12-24	L ESPN
	2003 (0-6)	OREGON	34-42	L ESPN2
		LSU	6-41	L ESPN2
		at Kentucky	17-42	L JP (R)
		ALABAMA	0-38	L JP (R)
		at Tennessee	21-59	L JP (R)
2013 BULLDOGS		OLE MISS	0-31	L ESPN
	2004 (2-3)	TULANE	28-7	W ESPN2
		AUBURN	14-43	L JP (R)
		at LSU	0-51	L JP (R)
		FLORIDA	38-31	W JP (R)
		at Alabama	14-30	L ESPN2
	2005 (1-4)	at Auburn	0-28	L JP (R)
		Tulane (@ Shreveport, La.)	21-14	W CSTV
		GEORGIA	10-23	L ESPN
		at Florida	9-35	L JP (R)
2013 BULLDOGS		ALABAMA	0-17	L CBS
	2006 (1-3)	SOUTH CAROLINA	0-15	L ESPN
		AUBURN	0-34	L LF (R)
		at LSU	17-47	L LF (R)
		at Alabama	24-16	W LF (R)
	2007 (5-3)	LSU	0-45	L ESPN
		at Tulane	38-17	W CSS
		at Auburn	19-14	W LF (R)
		at South Carolina	21-38	L LF (R)
		at West Virginia	13-38	L ESPN+
2013 BULLDOGS		at Kentucky	31-14	W LF (R)
		ALABAMA	17-12	W LF (R)
		OLE MISS	17-14	W LF (R)
		Central Florida (Liberty Bowl)	10-3	W ESPN
	2008 (1-6)	at Louisiana Tech	14-22	L ESPN2
		AUBURN	2-3	L ESPN2
		at Georgia Tech	3-38	L Raycom (R)
		at LSU	24-34	L ESPN2
		Middle Tennessee	31-22	W ESPN2
		at Alabama	7-32	L ESPN
2013 BULLDOGS		at Ole Miss	0-45	L Raycom (R)
	2009 (5-7)	JACKSON STATE	45-7	W ESPN2
		at Auburn	24-49	L FSN
		at Vanderbilt	15-3	W FSN
		LSU	26-30	L SECN
		GEORGIA TECH	31-42	L CSS
		HOUSTON	24-31	L ESPN2
		at Middle Tennessee	27-6	W ESPN2
		FLORIDA	19-29	L ESPN
		at Kentucky	31-24	W FSN
2013 BULLDOGS		ALABAMA	3-31	L ESPN
		Arkansas	21-42	L SECN
		OLE MISS	41-27	W SECN
	2010 (9-4)	MEMPHIS	49-7	W ESPN2
		AUBURN	14-17	L ESPN
		at LSU	7-29	L ESPN2
		GEORGIA	24-12	W FSN
		ALCORN STATE	49-16	W FSN
		at Houston	47-24	W CBSC
		at Florida	10-7	W ESPN2
2013 BULLDOGS		UAB	29-24	W ESPN2
		KENTUCKY	24-17	W ESPN2
		at Alabama	10-30	L ESPN2
		ARKANSAS	31-38 (2OT)	L ESPN
		at Ole Miss	31-23	W ESPN2
		vs. Michigan (Gator Bowl)	52-14	W ESPN2
	2011 (7-6)	at Memphis	59-17	W FSN
		at Auburn	34-41	L SECN
		LSU	6-19	L ESPN
		LOUISIANA TECH	26-20 (OT)	W ESPN2
2013 BULLDOGS		at Georgia	10-24	L FSN
		at UAB	21-3	W FSN
		SOUTH CAROLINA	12-14	L SECN
		at Kentucky	28-16	W FSN
		UT MARTIN	55-17	W CSS
		ALABAMA	7-24	L ESPN
		at Arkansas (@ Little Rock)	17-44	L CBS
		OLE MISS	31-3	W ESPN2
		vs. Wake Forest (MC Bowl)	23-17	W ESPN
	2012 (8-5)	JACKSON STATE	56-9	W FSN
2013 BULLDOGS		AUBURN	28-10	W ESPN
		at Troy	30-24	W ESPN3
		SOUTH ALABAMA	30-10	W PPV
		at Kentucky	27-14	W SECN
		TENNESSEE	41-31	W ESPN2
		MIDDLE TENNESSEE	45-3	W ESPN2
		at Alabama	7-38	L ESPN
		TEXAS A&M	13-38	L ESPN
		at LSU	17-37	L ESPN
		ARKANSAS	45-14	W SECN
2013 BULLDOGS		at Ole Miss	24-41	L ESPN2
		vs. N'western (Gator Bowl)	20-34	L ESPN

# MISC. RECORDS



## MSU IN THE FINAL NATIONAL RANKINGS

AP	UPI
1940 — 9th	1963 — 11th
1941 — 16th	1974 — 17th
1942 — 18th	1981 — 17th
1957 — 14th	1992 — 25th
1974 — 17th	
1976 — 20th	ESPN/USA TODAY
1980 — 19th	1994 — 25th
1992 — 23rd	1999 — 12th
1994 — 24th	2000 — 22nd
1999 — 13th	2010 — 17th
2000 — 24th	
2010 — 15th	

## MSU'S RECORD IN...

State/Country	Record	Pct.
Alabama	36-92-3	.286
Arkansas	0-9-1	.000
California	2-0	1.000
Colorado	1-0	1.000
Cuba	1-0	1.000
Florida	10-32-2	.227
Georgia	3-19	.136
Illinois	1-1	.500
Indiana	0-3	.000
Kansas	1-1	.500
Kentucky	9-14	.391
Louisiana	40-74-4	.356
Maryland	0-1	.000
Michigan	1-1-1	.500
Mississippi	335-234-20	.586
Missouri	0-2	.000
New York	2-0	1.000
North Carolina	1-1	.500
Ohio	1-1	.500
Oklahoma	0-2	.000
Oregon	0-1	.000
Pennsylvania	2-1	.667
South Carolina	3-4-1	.438
Tennessee	48-38-6	.554
Texas	13-11-1	.542
Utah	1-0	1.000
Washington	0-1	.000
West Virginia	0-1	.000
<b>TOTALS</b>	<b>514-549-39</b>	<b>.466</b>

## MSU'S RECORD...

Site	Record	Pct.
Home	263-144-14	.641
Away	156-277-15	.365
Neutral	95-128-10	.408
<b>TOTALS</b>	<b>514-549-39</b>	<b>.466</b>

## MSU IN DOMES...

Dome	Record	Pct.
Astrodome	1-2	.333
Carrier Dome	1-0	1.000
Georgia Dome	1-3	.250
Superdome	6-2	.750
<b>TOTALS</b>	<b>9-7</b>	<b>.563</b>

(last dome game: vs. Tulane, 2007, Superdome, New Orleans, La.)

## MSU ON ARTIFICIAL TURF...

29-43 (NOTE: includes four wins that were forfeited from 1975-77)  
(last game: at UAB, 2011)

## MSU'S RECORD BY DECADE...

Decade	Record	Pct.
1890s	0-6	.000
1900s	27-28-5	.492
1910s	54-21-4	.709
1920s	38-37-10	.506
1930s	46-48-3	.490
1940s	57-25-4	.686
1950s	45-45-4	.500
1960s	31-63-5	.338
1970s	36-73-2	.333
1980s	50-62-0	.446
1990s	64-50-2	.560
2000s	42-76-0	.356
2010s	23-15-0	.622
<b>TOTALS</b>	<b>514-549-39</b>	<b>.466</b>

## MSU'S RECORD BY MONTH...

Month	Record	Pct.
August	2-5	.286
September	119-94-2	.558
October	224-205-19	.521
November	153-223-17	.411
December	12-17-1	.416
January	3-5	.375
<b>TOTALS</b>	<b>514-549-39</b>	<b>.466</b>

## MSU'S RECORD BY DAY...

Day	Record	Pct.
Sunday	3-4	.429
Monday	3-2-1	.583
Tuesday	2-3	.400
Wednesday	3-0	1.000
Thursday	18-25-2	.419
Friday	28-19-2	.604
Saturday	456-497-34	.479
<b>TOTALS</b>	<b>514-549-39</b>	<b>.466</b>

## MSU'S RECORD IN...

<b>Season Openers</b>	<b>80-31-2</b>	<b>.717</b>
@ Home	52-15-1	.775
@ Away Sites	18-10-1	.638
@ Neutral Sites	7-8	.467
vs. SEC opponents	6-12	.333
vs. Non-SEC opponents	74-21-2	.773
<b>Home Openers</b>	<b>84-26-2</b>	<b>.759</b>
vs. SEC opponents	9-6	.600
vs. Non-SEC opp.	75-20-2	.784
<b>Road Openers</b>	<b>49-56-6</b>	<b>.468</b>
vs. SEC opponents	10-31-1	.244
vs. Non-SEC opp.	39-25-5	.601
<b>SEC Openers</b>	<b>26-51-2</b>	<b>.342</b>
@ Home	10-15	.400
@ Away Sites	11-27-1	.305
@ Neutral Sites	4-10-1	.300
<b>SEC Home Openers</b>	<b>24-36-3</b>	<b>.405</b>
<b>SEC Road Openers</b>	<b>21-57-1</b>	<b>.272</b>

## LAST TIME MSU HAD AN SEC RECORD OF:

0-1: 2011	3-0: 2012
0-2: 2011	3-1: 2012
0-3: 2011	3-2: 2012
0-4: 2011	3-3: 2012
0-5: 2006	3-4: 2010
0-6: 2005	3-5: 2009
0-7: 2005	
0-8: 2002	4-0: 1999
	4-1: 1981
1-0: 2012	4-2: 2000
1-1: 2009	4-3: 2012
1-2: 2010	4-4: 2012
1-3: 2009	
1-4: 2003	5-0: 1999
1-5: 2011	5-1: 1999
1-6: 2011	5-2: 1999
1-7: 2006	5-3: 1994

2-0: 2012	6-0: Never
2-1: 2000	6-1: Never
2-2: 2010	6-2: 1999
2-3: 2009	
2-4: 2009	
2-5: 2009	
2-6: 2011	

## THE LAST TIME MSU HAD A RECORD OF:

0-1: 2007	4-0: 2012
0-2: 2006	4-1: 2000
0-3: 2006	4-2: 2010
0-4: 2003	4-3: 2007
0-5: Never**	4-4: 2011
0-6: Never**	4-5: 2009
0-7: Never**	4-6: 2009
0-8: Never**	4-7: 2009
0-9: Never**	4-8: 2008
0-10: Never**	
0-11: Never**	5-0: 2012
	5-1: 1998
1-0: 2012	5-2: 2010
1-1: 2011	5-3: 1998
1-2: 2011	5-4: 2011
1-3: 2006	5-5: 2011
1-4: 2006	5-6: 2011
1-5: 2006	5-7: 2009
1-6: 1988	
1-7: 1988	6-0: 2012
1-8: 1988	6-1: 1986
1-9: 1988	6-2: 2010
1-10: 1988	6-3: 1998
	6-4: 2007
2-0: 2012	6-5: 2007
2-1: 2009	6-6: 2011
2-2: 2011	
2-3: 2011	7-0: 2012
2-4: 2009	7-1: 2012
2-5: 2006	7-2: 2012
2-6: 2006	7-3: 2012
2-7: 2006	7-4: 2010
2-8: 2005	7-5: 2007
2-9: 2003	
2-10: 2003	8-0: 1999
	8-1: 1999
3-0: 2012	8-2: 1999
3-1: 2007	8-3: 2012
3-2: 2011	8-4: 2012
3-3: 2011	8-5: 2012
3-4: 2011	
3-5: 2009	9-0: Never#
3-6: 2004	9-1: Never
3-7: 2006	9-2: 1999
3-8: 2006	9-3: 1980
3-9: 2006	9-4: 2010

10-0: Never\$  
10-1: Never\$  
10-2: 1999

\*\*Reflects on-field results  
(MSU was 2-9 in 1975 and 0-11 in 1976 and 1977 due to wins forfeited)  
#9-0-1 in 1940  
\$10-0-1 in 1940

GENERAL INFO

2013 BULLDOGS

COACHES

2012 SEASON RECAP

FOOTBALL HISTORY

TEAM RECORDS

INDIVIDUAL RECORDS

STADIUM RECORDS

BOWLS



# STREAKS

GENERAL INFO

## LONGEST WINNING STREAKS

W	Time Period	Ended Against
1. 13-	10/17/42 - 11/11/44	at Alabama (L, 0-19, 11/18/44)
2. 10-	10/19/40 - 10/4/41	at LSU (T, 0-0, 10/11/41)
3. 9-	11/26/11 - 10/20/12	at Alabama (L, 7-38, 10/27/12)
4. 8-	9/4/99 - 11/4/99	at Alabama (L, 7-19, 11/13/99)
8-	11/28/18 - 11/8/19	Auburn [@ Birmingham] (L, 0-7, 11/15/19)

## LONGEST HOME WINNING STREAK:

20 games (9/23/39 - 11/22/47)

## LONGEST ROAD WINNING STREAK (DOES NOT INCLUDE NEUTRAL SITES):

8 games (11/11/39 - 10/4/41)

## LONGEST ROAD WINNING STREAK (INCLUDES NEUTRAL SITES):

8 games (10/17/42 - 11/11/44)

## LONGEST SEC WINNING STREAKS

W	Time Period	Ended Against
1. 8-	11/14/98 - 11/4/99	at Alabama (L, 7-19, 11/13/99)
8-	10/17/42 - 11/11/44	at Alabama (L, 0-19, 11/18/44)
3. 7-	9/20/80 - 10/24/81	at Alabama (L, 10-13, 10/31/81)
4. 5-	11/9/40 - 10/4/41	at LSU (T, 0-0, 10/11/41)
5. 4-	9/24/55 - 10/22/55	at Auburn (L, 26-27, 11/5/55)
4-	11/26/11 - 10/13/12	at Alabama (L, 7-38, 10/27/12)

## LONGEST SEC HOME WINNING STREAK:

11 games (9/5/1998 - 11/11/2000)

## LONGEST SEC ROAD WINNING STREAK (DOES NOT INCLUDE NEUTRAL SITES):

6 games (11/11/39 - 10/4/41)

## LONGEST SEC ROAD WINNING STREAK (INCLUDES NEUTRAL SITES):

7 games (10/17/42 - 11/11/44)

## LONGEST UNBEATEN STREAKS

G	Time Period (Wins, Ties)	Ended Against
1. 21-	11/4/39 - 11/8/41 (19W, 2T)	at Duquesne (L, 0-16)
2. 13-	10/17/42 - 11/11/44 (13W)	at Alabama (L, 0-19)
3. 9-	11/26/11 - 10/20/12 (9W)	at Alabama (L, 7-38, 10/27/12)
4. 8-	9/4/1999 - 11/4/99 (8W)	at Alabama (L, 7-19)
8-	11/28/18 - 11/8/19 (8W)	Auburn (@ Birmingham)

## LONGEST SEC UNBEATEN STREAKS

G	Time Period (Wins, Ties)	Ended Against
1. 12-	11/1/39 - 11/29/41 (10W, 2T)	at Alabama (L, 6-21)
2. 8-	11/14/98 - 11/4/99 (8W)	at Alabama (L, 7-19)
8-	10/17/42 - 11/11/44 (8W)	at Alabama (L, 0-19)
4. 7-	9/20/80 - 10/24/81 (7W)	at Alabama (L, 10-13)
5. 4-	9/24/55 - 10/22/55 (4W)	at Auburn (L, 26-27)
4-	11/26/11 - 10/13/12	at Alabama (L, 7-38, 10/27/12)

2013 BULLDOGS

COACHES

2012 SEASON RECAP

FOOTBALL HISTORY

TEAM RECORDS

INDIVIDUAL RECORDS

STADIUM RECORDS

BOWLS

## LONGEST LOSING STREAKS

L	Time Period	Ended Against
1. 11-	10/14/67 - 10/12/68	Texas Tech [@ Jackson] (T, 0-0)
2. 10-	9/10/88 - 11/26/88	VANDERBILT (W, 42-7)
3. 8-	10/15/66 - 9/30/67	at Texas Tech (W, 7-3)
8-	10/16/65 - 9/24/66	RICHMOND (W, 20-0)
5. 7-	9/24/83 - 11/5/83	at LSU (W, 45-26)
7-	10/25/58 - 10/3/59	ARKANSAS STATE (W, 49-14)
7-	9/24/05 - 11/19/05	OLE MISS (W, 35-14)

## LONGEST SEC LOSING STREAKS

L	Time Period	Ended Against
1. 19-	10/22/65 - 10/5/68	Texas Tech [@ Jackson] (T, 28-28)
2. 13-	10/4/58 - 11/28/59	Tennessee [@ Memphis] (T, 0-0)
3. 11-	9/23/89 - 11/3/90	LSU [@ Jackson] (W, 34-22)
4. 10-	11/6/04 - 11/19/05	OLE MISS (W, 35-14)
5. 9-	10/18/03 - 10/2/04	FLORIDA (W, 38-31)
9-	9/19/02 - 9/27/03	VANDERBILT (W, 30-21)
9-	10/25/86 - 11/14/87	Ole Miss [@ Jackson] (W, 30-20)

## LONGEST WINLESS STREAKS

G	Time Period	Ended Against
1. 17-	10/14/67 - 11/30/68 (15L, 2T)	RICHMOND (W, 17-14)
2. 10-	9/10/88 - 11/26/88 (10L)	VANDERBILT (W, 42-7)
10-	11/27/48 - 11/26/49 (9L, 1T)	ARKANSAS STATE (W, 67-0)
4. 8-	10/15/66 - 9/30/67 (8L)	at Texas Tech (W, 7-3)
8-	10/16/65 - 9/24/66 (8L)	RICHMOND (W, 20-0)

## LONGEST SEC WINLESS STREAKS

G	Time Period	Ended Against
1. 29-	10/22/65 - 9/19/70 (27L, 2T)	Vanderbilt [@ Memphis] (W, 20-6)
2. 22-	10/4/58 - 11/4/61 (21L, 1T)	Auburn [@ Birmingham] (W, 11-10)
3. 11-	9/23/89 - 11/3/90 (11L)	LSU (W, 34-22)
4. 10-	11/6/04 - 11/19/05	OLE MISS (W, 35-14)
5. 9-	10/18/03 - 10/2/04 (9L)	FLORIDA (W, 38-31)
9-	9/19/02 - 9/27/03 (9L)	VANDERBILT (W, 30-21)
9-	10/25/86 - 11/14/87 (9L)	Ole Miss [@ Jackson] (W, 30-20)

## LONGEST WITHOUT BEING SHUTOUT

G	Time Period	Ended Against
1. 90-	11/18/78 - 11/1/86 (44-46-0)	LSU [@ Jackson]
2. 76-	11/10/90 - 9/27/97 (39-35-2)	at Georgia
3. 50-	9/5/09 - Present	-----
4. 45-	10/11/97 - 9/20/01 (31-14-0)	at Florida
5. 40-	11/9/74 - 9/23/78 (8-32-0)	at Florida

## LONGEST WIN STREAKS AGAINST SAME OPPONENT

G	Time Period	Opponent
1. 14-	9/23/50 - 10/24/92	Arkansas State
2. 13-	11/30/1911 - 10/24/1925	Ole Miss
3. 12-	9/3/94 - Present	Memphis
4. 9-	11/10/51 - 10/28/61	Memphis State
5. 8-	10/13/17 - 11/2/29	Mississippi College
8-	10/2/09 - 11/4/39	Birmingham-Southern

# SERIES HISTORY



## AIR FORCE (AFA, 1-0)

1991	AFA, 38-15	at Memphis, Tenn.
		at Neutral Sites: AFA, 1-0

## ALABAMA (UA, 76-18-3)

1896:	UA, 20-0	at Tuscaloosa
1901:	UA, 45-0	at Tuscaloosa
1902:	UA, 27-0	at Tuscaloosa
1903:	MSU, 11-0	at Columbus, Miss.
1904:	UA, 6-0	at Columbus, Miss.
1905:	UA, 34-0	at Tuscaloosa
1906:	UA, 16-4	at Starkville
1911:	Tied, 6-6	at Columbus, Miss.
1912:	MSU, 7-0	at Aberdeen, Miss.
1913:	MSU, 7-0	at Birmingham, Ala.
1914:	MSU, 9-0	at Birmingham, Ala.
1919:	UA, 14-6	at Birmingham, Ala.
1920:	UA, 24-7	at Birmingham, Ala.
1921:	Tied, 7-7	at Birmingham, Ala.
1922:	UA, 59-0	at Birmingham, Ala.
1925:	UA, 6-0	at Tuscaloosa
1926:	UA, 26-7	at Meridian, Miss.
1927:	UA, 13-7	at Tuscaloosa
1928:	UA, 46-0	at Starkville
1931:	UA, 53-0	at Meridian, Miss.
1932:	UA, 53-0	at Montgomery, Ala.
1933:	UA, 18-0	at Tuscaloosa
1934:	UA, 41-0	at Tuscaloosa
1935:	MSU, 20-7	at Tuscaloosa
1936:	UA, 7-0	at Tuscaloosa
1939:	UA, 7-0	at Tuscaloosa
1940:	MSU, 13-0	at Tuscaloosa
1941:	MSU, 14-0	at Tuscaloosa
1942:	UA, 21-6	at Tuscaloosa
1944:	UA, 19-0	at Tuscaloosa
1945:	UA, 55-13	at Tuscaloosa
1946:	UA, 24-7	at Tuscaloosa
1948:	UA, 10-7	at Starkville
1949:	UA, 35-6	at Tuscaloosa
1950:	UA, 14-7	at Tuscaloosa
1951:	UA, 7-0	at Starkville
1952:	UA, 42-19	at Tuscaloosa
1953:	Tied, 7-7	at Tuscaloosa
1954:	MSU, 12-7	at Tuscaloosa
1955:	MSU, 26-7	at Tuscaloosa
1956:	UA, 13-12	at Tuscaloosa
1957:	MSU, 25-13	at Tuscaloosa
1958:	UA, 9-7	at Starkville
1959:	UA, 10-0	at Tuscaloosa
1960:	UA, 7-0	at Starkville
1961:	UA, 24-0	at Tuscaloosa
1962:	UA, 20-0	at Starkville
1963:	UA, 20-19	at Tuscaloosa
1964:	UA, 23-6	at Jackson, Miss.
1965:	UA, 10-7	at Jackson, Miss.
1966:	UA, 27-14	at Tuscaloosa
1967:	UA, 13-0	at Tuscaloosa
1968:	UA, 20-13	at Tuscaloosa
1969:	UA, 23-19	at Jackson, Miss.
1970:	UA, 35-6	at Tuscaloosa
1971:	UA, 41-10	at Jackson, Miss.
1972:	UA, 58-14	at Tuscaloosa
1973:	UA, 35-0	at Jackson, Miss.
1974:	UA, 35-0	at Tuscaloosa
1975:	UA, 21-10	at Jackson, Miss.
1976:	UA, 34-17	at Tuscaloosa
1977:	UA, 37-7	at Jackson, Miss.
1978:	UA, 35-14	at Birmingham, Ala.
1979:	UA, 24-7	at Tuscaloosa
1980:	MSU, 6-3	at Jackson, Miss.
1981:	UA, 13-10	at Tuscaloosa
1982:	UA, 20-12	at Jackson, Miss.
1983:	UA, 35-18	at Tuscaloosa
1984:	UA, 24-20	at Jackson, Miss.
1985:	UA, 44-28	at Tuscaloosa
1986:	UA, 38-3	at Starkville
1987:	UA, 21-18	at Birmingham, Ala.
1988:	UA, 53-34	at Starkville
1989:	UA, 23-10	at Birmingham, Ala.
1990:	UA, 22-0	at Starkville
1991:	UA, 13-7	at Tuscaloosa
1992:	UA, 30-21	at Starkville
1993:	UA, 36-25*	at Tuscaloosa

1994:	UA, 29-25	at Starkville
1995:	UA, 14-9	at Tuscaloosa
1996:	MSU, 17-16	at Starkville
1997:	MSU, 32-20	at Tuscaloosa
1998:	MSU, 26-14	at Starkville
1999:	UA, 19-7	at Tuscaloosa
2000:	MSU, 29-7	at Starkville
2001:	UA, 24-17	at Tuscaloosa
2002:	UA, 28-14	at Tuscaloosa
2003:	UA, 38-0	at Starkville
2004:	UA, 30-14	at Tuscaloosa
2005:	UA, 17-0	at Starkville
2006:	MSU, 24-16	at Tuscaloosa
2007:	MSU, 17-12	at Starkville
2008:	UA, 32-7	at Tuscaloosa
2009:	UA, 31-3	at Starkville
2010:	UA, 30-10	at Tuscaloosa
2011:	UA, 24-7	at Starkville
2012:	UA, 38-7	at Tuscaloosa
	at Starkville: UA, 16-4	
	at Tuscaloosa: UA, 41-9-1	
	at Neutral Sites: UA, 19-5-2	

## ALCORN STATE (MSU, 1-0)

2010	MSU, 49-16	at Starkville
		at Starkville: MSU, 1-0

## ARKANSAS (UA, 15-7-1)

1916:	MSU, 20-7	at Memphis, Tenn.
1939:	MSU, 19-0	at Memphis, Tenn.
1992:	MSU, 10-3	at Starkville
1993:	Tied, 13-13	at Little Rock, Ark.
1994:	MSU, 17-7	at Starkville
1995:	UA, 26-21	at Little Rock, Ark.
1996:	UA, 16-13	at Starkville
1997:	UA, 17-7	at Fayetteville
1998:	MSU, 22-21	at Starkville
1999:	UA, 14-9	at Little Rock, Ark.
2000:	UA, 17-10 (OT)	at Starkville
2001:	UA, 24-21	at Fayetteville
2002:	UA, 26-19	at Starkville
2003:	UA, 52-6	at Fayetteville
2004:	UA, 24-21	at Starkville
2005:	UA, 44-10	at Little Rock, Ark.
2006:	UA, 28-14	at Starkville
2007:	UA, 45-31	at Little Rock, Ark.
2008:	MSU, 31-28	at Starkville
2009:	UA, 42-21	at Little Rock, Ark.
2010:	UA, 38-31 (2OT)	at Starkville
2011:	UA, 44-17	at Little Rock, Ark.
2012:	MSU, 45-14	at Starkville
	at Starkville: UA, 6-5	
	at Fayetteville: UA, 3-0	
	at Neutral Sites: UA, 6-2-1	

## ARKANSAS A&M (MSU, 1-0)

1944:	MSU, 49-20	at Starkville
		at Starkville: MSU, 1-0

## ARKANSAS STATE (MSU, 15-0-1)

1950:	MSU, 67-0	at Starkville
1951:	MSU, 32-0	at Starkville
1952:	MSU, 41-14	at Starkville
1954:	MSU, 46-13	at Starkville
1956:	MSU, 19-9	at Starkville
1957:	MSU, 47-13	at Starkville
1958:	MSU, 38-0	at Starkville
1959:	MSU, 49-14	at Starkville
1960:	MSU, 29-9	at Starkville
1961:	MSU, 38-0	at Starkville
1982:	MSU, 31-10	at Starkville
1985:	MSU, 22-14	at Starkville
1986:	MSU, 24-9	at Starkville
1992:	MSU, 56-6	at Starkville
1993:	Tied, 15-15	at Starkville
1994:	MSU, 49-3	at Starkville
	at Starkville: MSU, 15-0-1	

## ARMY (MSU, 1-0)

1935:	MSU, 13-7	at West Point
		at West Point: MSU, 1-0

## AUBURN (AU, 60-24-2)

1905:	AU, 18-0	at Columbus, Miss.
1910:	AU, 6-0	at Auburn
1911:	AU, 11-5	at Birmingham, Ala.
1912:	AU, 7-0	at Birmingham, Ala.
1913:	AU, 34-0	at Birmingham, Ala.
1914:	AU, 19-0	at Birmingham, Ala.
1915:	AU, 26-0	at Birmingham, Ala.
1916:	AU, 7-3	at Birmingham, Ala.
1917:	AU, 13-6	at Birmingham, Ala.
1919:	AU, 7-0	at Birmingham, Ala.
1927:	MSU, 7-0	at Birmingham, Ala.
1928:	MSU, 13-0	at Birmingham, Ala.
1930:	MSU, 7-6	at Birmingham, Ala.
1937:	AU, 33-7	at Birmingham, Ala.
1938:	AU, 20-6	at Montgomery, Ala.
1939:	AU, 7-0	at Birmingham, Ala.
1940:	Tied, 7-7	at Birmingham, Ala.
1941:	MSU, 14-7	at Birmingham, Ala.
1942:	MSU, 6-0	at Birmingham, Ala.
1944:	MSU, 26-21	at Birmingham, Ala.
1945:	MSU, 20-0	at Birmingham, Ala.
1946:	MSU, 33-0	at Birmingham, Ala.
1947:	MSU, 14-0	at Birmingham, Ala.
1948:	MSU, 20-0	at Birmingham, Ala.
1949:	AU, 25-6	at Auburn
1950:	MSU, 27-0	at Starkville
1952:	MSU, 49-34	at Auburn
1953:	Tied, 21-21	at Starkville
1955:	AU, 27-26	at Auburn
1956:	AU, 27-20	at Auburn
1957:	AU, 15-7	at Birmingham, Ala.
1958:	AU, 33-14	at Auburn
1959:	AU, 31-0	at Birmingham, Ala.
1960:	AU, 27-12	at Auburn
1961:	MSU, 11-10	at Birmingham, Ala.
1962:	AU, 9-3	at Auburn
1963:	MSU, 13-10	at Jackson, Miss.
1964:	AU, 12-3	at Auburn
1965:	AU, 25-18	at Birmingham, Ala.
1966:	AU, 13-0	at Jackson, Miss.
1967:	AU, 36-0	at Auburn
1968:	AU, 26-0	at Jackson, Miss.
1969:	AU, 52-13	at Auburn
1970:	AU, 56-0	at Birmingham, Ala.
1971:	AU, 30-21	at Auburn
1972:	AU, 14-3	at Jackson, Miss.
1973:	AU, 31-17	at Auburn
1974:	AU, 24-20	at Jackson, Miss.
1975:	*Tied, 21-21	at Auburn
1976:	*MSU, 28-19	at Jackson, Miss.
1977:	*MSU, 27-13	at Auburn
1978:	AU, 6-0	at Starkville
1979:	AU, 14-3	at Auburn
1980:	MSU, 24-21	at Jackson, Miss.
1981:	MSU, 21-17	at Auburn
1982:	AU, 35-17	at Starkville
1983:	AU, 28-13	at Auburn
1984:	AU, 24-21	at Starkville
1985:	AU, 21-9	at Auburn
1986:	AU, 35-6	at Starkville
1987:	AU, 38-7	at Auburn
1988:	AU, 33-0	at Auburn
1989:	AU, 14-0	at Auburn
1990:	AU, 17-16	at Starkville
1991:	MSU, 24-17	at Auburn
1992:	MSU, 14-7	at Starkville
1993:	AU, 31-17	at Auburn
1994:	AU, 42-18	at Starkville
1995:	AU, 48-20	at Auburn
1996:	AU, 49-15	at Starkville
1997:	MSU, 20-0	at Auburn
1998:	MSU, 38-21	at Starkville
1999:	MSU, 18-16	at Auburn
2000:	MSU, 17-10	at Starkville
2001:	AU, 16-14	at Auburn
2002:	AU, 42-14	at Starkville
2003:	AU, 45-13	at Auburn
2004:	AU, 43-14	at Starkville
2005:	AU, 28-0	at Auburn
2006:	AU, 34-0	at Starkville
2007:	MSU, 19-14	at Auburn
2008:	AU, 3-2	at Starkville

GENERAL INFO

2013 BULLDOGS

COACHES

2012 SEASON  
RECAP

FOOTBALL  
HISTORY

TEAM RECORDS

INDIVIDUAL  
RECORDS

STADIUM  
RECORDS

BOWLS



# SERIES HISTORY

## GENERAL INFO

2009: AU, 49-24 ..... at Auburn  
2010: AU, 17-14 ..... at Starkville  
2011: AU, 41-34 ..... at Auburn  
2012: MSU, 28-10 ..... at Starkville  
at Starkville: AU, 12-5-1  
at Auburn: AU, 27-6  
at Neutral Sites: AU, 21-13-1

## 2013 BULLDOGS

**BAYLOR (BU, 2-1-1)**  
1948: Tied, 7-7 ..... at Memphis, Tenn.  
1949: BU, 14-6 ..... at Starkville  
1950: BU, 14-7 ..... at Shreveport, La.  
1995: MSU, 30-21 ..... at Waco  
at Starkville: BU, 1-0  
at Waco: MSU, 1-0  
at Neutral Sites: BU, 1-0-1

## COACHES

**BIRMINGHAM-SOUTHERN (MSU, 8-0)**  
1909: MSU, 21-0 ..... at Starkville  
1910: MSU, 46-0 ..... at Starkville  
1911: MSU, 62-0 ..... at Starkville  
1921: MSU, 20-7 ..... at Starkville  
1922: MSU, 14-0 ..... at Starkville  
1926: MSU, 19-7 ..... at Birmingham  
1927: MSU, 27-0 ..... at Starkville  
1939: MSU, 28-0 ..... at Starkville  
at Starkville: MSU, 7-0  
at Birmingham: MSU, 1-0

## 2012 SEASON RECAP

**BYU (TIED, 1-1)**  
2000: MSU, 44-28 ..... at Provo  
2001: BYU, 41-38 ..... at Starkville  
at Starkville: BYU, 1-0  
at Provo: MSU, 1-0

**CAL POLY-POMONA (CPP, 1-0)**  
1976: \*MSU, 38-0 ..... at Starkville  
at Starkville: CPP, 1-0

## FOOTBALL HISTORY

**CAL STATE FULLERTON (MSU, 2-0)**  
1990: MSU, 27-13 ..... at Starkville  
1991: MSU, 47-3 ..... at Starkville  
at Starkville: MSU, 2-0

**CAMP SHELBY (MSU, 1-0)**  
1918: MSU, 12-0 ..... at Starkville  
at Starkville: MSU, 1-0

## TEAM RECORDS

**CENTENARY (CC, 1-0-2)**  
1928: Tie, 6-6 ..... at Starkville  
1937: Tie, 0-0 ..... at Shreveport  
1938: CC, 19-0 ..... at Meridian, Miss.  
at Starkville: Tied 0-0-1  
at Shreveport: Tied 0-0-1  
at Neutral Sites: CC, 1-0

**CHRISTIAN BROTHERS (TIED, 0-0-1)**  
1901: Tied, 0-0 ..... at Memphis  
at Memphis: Tied, 0-0-1

## INDIVIDUAL RECORDS

**CINCINNATI (TIED, 1-1)**  
1948: MSU, 27-0 ..... at Starkville  
1949: UC, 19-0 ..... at Cincinnati  
at Starkville: MSU, 1-0  
at Cincinnati: UC, 1-0

## STADIUM RECORDS

**CLEMSON (TIED 1-1-1)**  
1948: CU, 21-7 ..... at Starkville  
1949: Tied, 7-7 ..... at Clemson  
1999: MSU, 17-7 ..... at Atlanta, Ga.  
at Starkville: CU, 1-0  
at Clemson: Tied 0-0-1  
at Neutral Sites: MSU, 1-0

**COLORADO STATE (MSU, 2-0)**  
1981: MSU, 37-27 ..... at Fort Collins  
1984: MSU, 14-9 ..... at Starkville  
at Starkville: MSU, 1-0  
at Fort Collins: MSU, 1-0

## BOWLS

**CUMBERLAND (CU, 3-2)**  
1902: CU, 15-6 ..... at Starkville  
1904: CU, 27-5 ..... at Starkville  
1905: CU, 27-5 ..... at Starkville  
1909: MSU, 34-6 ..... at Starkville  
1914: MSU, 77-0 ..... at Starkville  
at Starkville: CU, 3-2

**DELTA STATE (MSU, 1-0)**  
1937: MSU, 39-0 ..... at Starkville  
at Starkville: MSU, 1-0

**DETROIT (MSU, 1-0)**  
1945: MSU, 41-6 ..... at Memphis, Tenn.  
at Neutral Sites: MSU, 1-0

**DRAKE (DU, 1-0)**  
1922: DU, 48-6 ..... at Starkville  
at Starkville: DU, 1-0

**DRURY COLLEGE (MSU, 1-0)**  
1907: MSU, 6-0 ..... at Starkville  
at Starkville: MSU, 1-0

**DUQUESNE (TIED 3-3)**  
1936: DU, 13-12 ..... at Miami, Fla.  
1937: DU, 9-0 ..... at Starkville  
1938: MSU, 12-7 ..... at Pittsburgh  
1941: DU, 16-0 ..... at Pittsburgh  
1942: MSU, 28-6 ..... at Starkville  
1947: MSU, 34-0 ..... at Starkville  
at Starkville: MSU, 2-1  
at Pittsburgh: Tied 1-1  
at Neutral Sites: DU, 1-0

**EAST TENNESSEE STATE (MSU, 1-0)**  
1998: MSU, 53-6 ..... at Starkville  
at Starkville: MSU, 1-0

**FLORIDA (UF, 33-19-2)**  
1923: Tied, 13-13 ..... at Jacksonville, Fla.  
1924: UF, 27-0 ..... at Montgomery, Ala.  
1925: UF, 12-0 ..... at Tampa, Fla.  
1936: MSU, 7-0 ..... at Gainesville  
1937: MSU, 14-13 ..... at Starkville  
1938: MSU, 22-0 ..... at Starkville  
1939: MSU, 14-0 ..... at Gainesville  
1940: MSU, 27-7 ..... at Gainesville  
1941: MSU, 6-0 ..... at Starkville  
1942: MSU, 26-12 ..... at Gainesville  
1954: UF, 7-0 ..... at Gainesville  
1955: UF, 20-14 ..... at Gainesville  
1956: UF, 26-0 ..... at Starkville  
1957: MSU, 29-20 ..... at Gainesville  
1958: MSU, 14-7 ..... at Gainesville  
1959: UF, 14-13 ..... at Starkville  
1962: UF, 19-9 ..... at Jackson, Miss.  
1963: Tied, 9-9 ..... at Gainesville  
1964: UF, 16-13 ..... at Jackson, Miss.  
1965: MSU, 18-13 ..... at Gainesville  
1966: UF, 28-7 ..... at Gainesville  
1967: UF, 24-7 ..... at Jackson, Miss.  
1968: UF, 31-14 ..... at Gainesville  
1969: UF, 47-35 ..... at Jackson, Miss.  
1970: UF, 34-13 ..... at Gainesville  
1971: MSU, 13-10 ..... at Jackson, Miss.  
1972: UF, 28-13 ..... at Gainesville  
1973: MSU, 33-12 ..... at Jackson, Miss.  
1974: UF, 29-13 ..... at Gainesville  
1975: UF, 27-10 ..... at Jackson, Miss.  
1976: UF, 34-30 ..... at Gainesville  
1977: UF, 24-22 ..... at Jackson, Miss.  
1978: UF, 34-0 ..... at Gainesville  
1979: MSU, 24-10 ..... at Jackson, Miss.  
1980: UF, 21-15 ..... at Gainesville  
1981: MSU, 28-7 ..... at Jackson, Miss.  
1982: UF, 27-17 ..... at Gainesville  
1983: UF, 35-12 ..... at Starkville  
1984: UF, 27-12 ..... at Gainesville  
1985: UF, 36-22 ..... at Starkville  
1986: MSU, 16-10 ..... at Starkville  
1987: UF, 38-3 ..... at Gainesville  
1988: UF, 17-0 ..... at Gainesville

1989: UF, 21-0 ..... at Tampa, Fla.  
1990: UF, 34-21 ..... at Gainesville  
1991: UF, 29-7 ..... at Orlando, Fla.  
1992: MSU, 30-6 ..... at Starkville  
1993: UF, 38-24 ..... at Gainesville  
2000: MSU, 47-35 ..... at Starkville  
2001: UF, 52-0 ..... at Gainesville  
2004: MSU, 38-31 ..... at Starkville  
2005: UF, 35-9 ..... at Gainesville  
2009: UF, 29-19 ..... at Starkville  
2010: MSU, 10-7 ..... at Gainesville  
at Starkville: MSU, 7-4  
at Gainesville: UF, 19-8-1  
at Neutral Sites: UF, 10-4-1

**FLORIDA STATE (FSU, 7-2)**  
1966: FSU, 10-0 ..... at Tallahassee  
1967: FSU, 24-12 ..... at Tallahassee  
1968: FSU, 27-14 ..... at Starkville  
1969: FSU, 20-17 ..... at Tallahassee  
1971: FSU, 27-9 ..... at Tallahassee  
1972: FSU, 25-21 ..... at Jackson, Miss.  
1973: FSU, 37-12 ..... at Tallahassee  
1978: MSU, 55-27 ..... at Starkville  
1979: FSU, 17-6 ..... at Tallahassee  
at Starkville: Tied, 1-1  
at Tallahassee: FSU, 5-1  
at Neutral Sites: FSU, 1-0

**GARDNER-WEBB (MSU, 1-0)**  
2007: MSU, 31-15 ..... at Starkville  
at Starkville: MSU, 1-0

**GEORGETOWN (MSU, 1-0)**  
1940: MSU, 14-7 ..... at Miami, Fla.  
at Neutral Sites: MSU, 1-0

**GEORGIA (UGA, 17-6)**  
1914: MSU, 9-0 ..... at Athens  
1950: UGA, 27-0 ..... at Athens  
1951: MSU, 6-0 ..... at Starkville  
1956: MSU, 19-7 ..... at Athens  
1959: UGA, 15-0 ..... at Atlanta, Ga.  
1960: UGA, 20-17 ..... at Athens  
1961: UGA, 10-7 ..... at Atlanta, Ga.  
1966: UGA, 20-17 ..... at Jackson, Miss.  
1967: UGA, 30-0 ..... at Athens  
1970: MSU, 7-6 ..... at Jackson, Miss.  
1971: UGA, 35-7 ..... at Athens  
1974: MSU, 38-14 ..... at Jackson, Miss.  
1975: UGA, 28-6 ..... at Athens  
1982: UGA, 29-22 ..... at Starkville  
1983: UGA, 20-7 ..... at Athens  
1988: UGA, 42-35 ..... at Starkville  
1989: UGA, 23-6 ..... at Athens  
1996: UGA, 38-19 ..... at Starkville  
1997: UGA, 47-0 ..... at Athens  
2005: UGA, 23-10 ..... at Starkville  
2006: UGA, 27-24 ..... at Athens  
2010: MSU, 24-12 ..... at Starkville  
2011: UGA, 24-10 ..... at Athens  
at Starkville: UGA, 4-2  
at Athens: UGA, 10-2  
at Neutral Sites: UGA, 3-2

**GEORGIA TECH (GT, 4-0)**  
1908: GT, 23-0 ..... at Atlanta  
1929: GT, 27-13 ..... at Atlanta  
2008: GT, 38-7 ..... at Atlanta  
2009: GT, 42-31 ..... at Starkville  
at Starkville: GT, 1-0  
at Atlanta: GT, 3-0

**HARDIN-SIMMONS (MSU, 1-0)**  
1947: MSU, 27-7 ..... at Starkville  
at Starkville: MSU, 1-0

**HASKELL INSTITUTE (MSU, 1-0)**  
1917: MSU, 7-6 ..... at Memphis, Tenn.  
at Neutral Sites: MSU, 1-0

## HAVANA ATHLETIC CLUB (MSU, 1-0)

1911: MSU, 12-0 ..... at Havana, Cuba  
at Havana: MSU, 1-0

## HENDERSON BROWN (HB, 1-0)

1929: HB, 7-0 ..... at Starkville  
at Starkville: HB, 1-0

## HENDERSON ST. (HSU, 1-0)

1930: HSU, 25-7 ..... at Starkville  
at Starkville: HSU, 1-0

## HOUSTON (UH, 9-7)

1956: UH, 18-7 ..... at Houston  
1960: UH, 14-10 ..... at Starkville  
1961: MSU, 10-7 ..... at Houston  
1962: MSU, 9-3 ..... at Houston  
1963: MSU, 20-0 ..... at Starkville  
1964: MSU, 18-13 ..... at Starkville  
1965: MSU, 36-0 ..... at Houston  
1966: UH, 28-0 ..... at Houston  
1967: UH, 43-6 ..... at Starkville  
1969: UH, 74-0 ..... at Houston  
1970: UH, 31-14 ..... at Starkville  
1972: MSU, 27-13 ..... at Starkville  
2003: UH, 42-35 ..... at Houston  
2005: UH, 28-16 ..... at Starkville  
2009: UH, 31-24 ..... at Starkville  
2010: MSU, 47-24 ..... at Houston  
at Starkville: UH, 5-3  
at Houston: Tied, 4-4

## ILLINOIS (TIED, 1-1)

1923: UI, 27-0 ..... at Urbana, Ill.  
1980: MSU, 28-21 ..... at Champaign  
at Champaign: MSU, 1-0  
at Neutral Sites: UI, 1-0

## INDIANA (MSU, 3-0)

1920: IU, 24-0 ..... at Bloomington  
1926: IU, 19-6 ..... at Bloomington  
1932: IU, 19-0 ..... at Bloomington  
at Bloomington: IU, 3-0

## JACKSON AFB (MSU, 1-0)

1944: MSU, 41-0 ..... at Starkville  
at Starkville: MSU, 1-0

## JACKSON STATE (MSU, 1-0)

2009: MSU, 45-7 ..... at Starkville  
at Starkville: MSU, 1-0

## JACKSONVILLE STATE (MSU, 1-0)

2002: MSU, 51-13 ..... at Starkville  
2006: MSU, 35-3 ..... at Starkville  
at Starkville: MSU, 2-0

## KANSAS (MSU, 1-0)

1981: MSU, 10-0 ..... at Birmingham, Ala.  
at Neutral Sites: MSU, 1-0

## KANSAS STATE (TIED, 1-1)

1974: MSU, 21-16 ..... at Starkville  
1977: \*MSU, 24-21 ..... at Manhattan  
at Starkville: MSU, 1-0  
at Manhattan: KU, 1-0

## KENTUCKY (UK, 21-19)

1914: UK, 19-13 ..... at Lexington  
1915: MSU, 12-0 ..... at Starkville  
1916: UK, 13-3 ..... at Lexington  
1917: MSU, 14-0 ..... at Starkville  
1944: MSU, 26-0 ..... at Memphis, Tenn.  
1950: UK, 48-21 ..... at Starkville  
1951: UK, 27-0 ..... at Lexington  
1952: MSU, 27-14 ..... at Starkville  
1953: UK, 32-13 ..... at Lexington  
1955: MSU, 20-14 ..... at Lexington  
1958: UK, 33-12 ..... at Lexington  
1972: UK, 17-13 ..... at Lexington  
1973: UK, 42-14 ..... at Jackson, Miss.  
1976: \*MSU, 14-7 ..... at Jackson, Miss.  
1977: UK, 23-7 ..... at Lexington

1984: UK, 17-13 ..... at Starkville  
1985: UK, 33-19 ..... at Lexington  
1990: UK, 17-15 ..... at Lexington  
1991: MSU, 31-6 ..... at Starkville  
1992: MSU, 37-36 ..... at Lexington  
1993: UK, 26-17 ..... at Starkville  
1994: MSU, 47-7 ..... at Lexington  
1995: MSU, 42-32 ..... at Starkville  
1996: UK, 24-21 ..... at Lexington  
1997: MSU, 35-27 ..... at Starkville  
1998: UK, 37-35 ..... at Lexington  
1999: MSU, 23-22 ..... at Starkville  
2000: MSU, 35-17 ..... at Lexington  
2001: MSU, 17-14 ..... at Starkville  
2002: UK, 45-24 ..... at Starkville  
2003: UK, 42-17 ..... at Lexington  
2004: MSU, 22-7 ..... at Starkville  
2005: UK, 13-7 ..... at Lexington  
2006: UK, 34-31 ..... at Starkville  
2007: MSU, 31-14 ..... at Lexington  
2008: UK, 14-13 ..... at Starkville  
2009: MSU, 31-24 ..... at Lexington  
2010: MSU, 24-17 ..... at Starkville  
2011: MSU, 28-16 ..... at Lexington  
2012: MSU, 27-14 ..... at Lexington  
at Starkville: MSU, 10-6  
at Lexington: UK, 13-8  
at Neutral Sites: UK, 2-1

## LAMAR (MSU, 2-0)

1971: MSU, 24-7 ..... at Starkville  
1974: MSU, 37-21 ..... at Beaumont  
at Starkville: MSU, 1-0  
at Beaumont: MSU, 1-0

## LOUISIANA-LAFAYETTE (MSU, 3-1)

1908: ULL, 6-5 ..... at Columbus, Miss.  
1940: MSU, 20-0 ..... at Starkville  
1945: MSU, 31-0 ..... at Starkville  
1987: MSU, 31-3 ..... at Starkville  
at Starkville: MSU, 3-0  
at Neutral Sites: USL, 1-0

## LOUISIANA-MONROE (MSU, 4-1-1)

1972: MSU, 42-7 ..... at Starkville  
1973: Tied, 21-21 ..... at Starkville  
1989: MSU, 28-14 ..... at Starkville  
1995: ULM, 34-32 ..... at Starkville  
1996: MSU, 59-0 ..... at Starkville  
1997: MSU, 24-10 ..... at Starkville  
at Starkville: MSU, 4-1-1

## LSU (LSU, 70-33-3)

1896: LSU, 52-0 ..... at Baton Rouge  
1902: LSU, 6-0 ..... at Starkville  
1903: MSU, 11-0 ..... at Starkville  
1905: LSU, 15-0 ..... at Baton Rouge  
1906: Tied, 0-0 ..... at Columbus, Miss.  
1907: LSU, 23-11 ..... at Baton Rouge  
1908: LSU, 50-0 ..... at Baton Rouge  
1909: LSU, 15-0 ..... at Baton Rouge  
1910: MSU, 3-0 ..... at Columbus, Miss.  
1911: MSU, 6-0 ..... at Gulfport, Miss.  
1912: MSU, 7-0 ..... at Baton Rouge  
1913: Tied, 0-0 ..... at Starkville  
1915: LSU, 10-0 ..... at Baton Rouge  
1916: LSU, 13-3 ..... at Starkville  
1917: MSU, 9-0 ..... at Baton Rouge  
1919: MSU, 6-0 ..... at Starkville  
1920: MSU, 12-7 ..... at Baton Rouge  
1921: LSU, 17-14 ..... at Starkville  
1922: MSU, 7-0 ..... at Baton Rouge  
1923: MSU, 14-7 ..... at Starkville  
1926: MSU, 7-6 ..... at Jackson, Miss.  
1927: LSU, 9-7 ..... at Jackson, Miss.  
1928: LSU, 31-0 ..... at Jackson, Miss.  
1929: LSU, 31-6 ..... at Jackson, Miss.  
1930: MSU, 8-6 ..... at Jackson, Miss.  
1931: LSU, 31-0 ..... at Baton Rouge  
1932: LSU, 24-0 ..... at Monroe, La.  
1933: LSU, 21-6 ..... at Monroe, La.  
1934: LSU, 25-3 ..... at Baton Rouge  
1935: LSU, 28-13 ..... at Baton Rouge

1936: LSU, 12-0 ..... at Baton Rouge  
1937: LSU, 41-0 ..... at Baton Rouge  
1938: LSU, 32-7 ..... at Baton Rouge  
1939: MSU, 15-12 ..... at Baton Rouge  
1940: MSU, 22-7 ..... at Baton Rouge  
1941: Tied, 0-0 ..... at Baton Rouge  
1942: LSU, 16-6 ..... at Baton Rouge  
1944: MSU, 13-6 ..... at Baton Rouge  
1945: MSU, 27-20 ..... at Baton Rouge  
1946: LSU, 13-6 ..... at Baton Rouge  
1947: LSU, 21-6 ..... at Baton Rouge  
1948: MSU, 7-0 ..... at Baton Rouge  
1949: LSU, 34-7 ..... at Baton Rouge  
1950: MSU, 13-7 ..... at Baton Rouge  
1951: LSU, 3-0 ..... at Baton Rouge  
1952: MSU, 33-14 ..... at Baton Rouge  
1953: MSU, 26-13 ..... at Baton Rouge  
1954: MSU, 25-0 ..... at Baton Rouge  
1955: LSU, 34-7 ..... at Baton Rouge  
1956: MSU, 32-13 ..... at Baton Rouge  
1957: MSU, 14-6 ..... at Baton Rouge  
1958: LSU, 7-6 ..... at Jackson, Miss.  
1959: LSU, 27-0 ..... at Baton Rouge  
1960: LSU, 7-3 ..... at Baton Rouge  
1961: LSU, 14-6 ..... at Baton Rouge  
1962: LSU, 28-0 ..... at Jackson, Miss.  
1963: MSU, 7-6 ..... at Jackson, Miss.  
1964: LSU, 14-10 ..... at Baton Rouge  
1965: LSU, 37-20 ..... at Baton Rouge  
1966: LSU, 17-7 ..... at Baton Rouge  
1967: LSU, 55-0 ..... at Baton Rouge  
1968: LSU, 20-16 ..... at Baton Rouge  
1969: LSU, 61-6 ..... at Baton Rouge  
1970: LSU, 38-7 ..... at Baton Rouge  
1971: LSU, 28-3 ..... at Jackson, Miss.  
1972: LSU, 28-14 ..... at Baton Rouge  
1973: LSU, 26-7 ..... at Baton Rouge  
1974: MSU, 7-6 ..... at Jackson, Miss.  
1975: \*MSU, 16-6 ..... at Baton Rouge  
1976: \*MSU, 21-13 ..... at Jackson, Miss.  
1977: LSU, 27-24 ..... at Baton Rouge  
1978: MSU, 16-14 ..... at Jackson, Miss.  
1979: LSU, 21-3 ..... at Baton Rouge  
1980: MSU, 55-31 ..... at Jackson, Miss.  
1981: MSU, 17-9 ..... at Baton Rouge  
1982: MSU, 27-24 ..... at Starkville  
1983: MSU, 45-26 ..... at Baton Rouge  
1984: MSU, 16-14 ..... at Starkville  
1985: LSU, 17-15 ..... at Baton Rouge  
1986: LSU, 47-0 ..... at Jackson, Miss.  
1987: LSU, 34-14 ..... at Baton Rouge  
1988: LSU, 20-3 ..... at Starkville  
1989: LSU, 44-20 ..... at Baton Rouge  
1990: MSU, 34-22 ..... at Jackson, Miss.  
1991: MSU, 28-19 ..... at Baton Rouge  
1992: LSU, 24-3 ..... at Baton Rouge  
1993: LSU, 18-16 ..... at Starkville  
1994: LSU, 44-24 ..... at Baton Rouge  
1995: LSU, 34-16 ..... at Starkville  
1996: LSU, 28-20 ..... at Baton Rouge  
1997: LSU, 24-9 ..... at Starkville  
1998: LSU, 41-6 ..... at Baton Rouge  
1999: MSU, 17-16 ..... at Starkville  
2000: LSU, 45-38 (OT) ..... at Baton Rouge  
2001: LSU, 42-0 ..... at Starkville  
2002: LSU, 31-13 ..... at Baton Rouge  
2003: LSU, 41-6 ..... at Starkville  
2004: LSU, 51-0 ..... at Baton Rouge  
2005: LSU, 37-7 ..... at Starkville  
2006: LSU, 47-17 ..... at Baton Rouge  
2007: LSU, 45-0 ..... at Starkville  
2008: LSU, 34-24 ..... at Baton Rouge  
2009: LSU, 30-26 ..... at Starkville  
2010: LSU, 29-7 ..... at Baton Rouge  
2011: LSU, 19-6 ..... at Starkville  
2012: LSU, 37-17 ..... at Baton Rouge  
at Starkville: LSU, 13-6-1  
at Baton Rouge: LSU, 47-18-1  
at Neutral Sites: LSU, 10-9-1

GENERAL INFO

2013 BULLDOGS

COACHES

2012 SEASON  
RECAP

FOOTBALL  
HISTORY

TEAM RECORDS

INDIVIDUAL  
RECORDS

STADIUM  
RECORDS

BOWLS



# SERIES HISTORY

## GENERAL INFO

## 2013 BULLDOGS

## COACHES

## 2012 SEASON RECAP

## FOOTBALL HISTORY

## TEAM RECORDS

## INDIVIDUAL RECORDS

## STADIUM RECORDS

## BOWLS

### LOUISIANA TECH (MSU, 8-3)

1904:	MSU, 32-5	at Starkville
1908:	MSU, 47-0	at Starkville
1927:	MSU, 14-0	at Starkville
1938:	MSU, 48-0	at Starkville
1968:	LTU, 20-13	at Starkville
1980:	MSU, 31-11	at Starkville
1987:	MSU, 14-13	at Starkville
1988:	MSU, 21-14	at Starkville
1996:	LTU, 38-23	at Starkville
2008:	LTU, 22-14	at Ruston
2011:	MSU, 26-20 (OT)	at Starkville
	at Starkville: MSU, 8-2	
	at Ruston: LTU, 1-0	

### LOUISVILLE (TIED, 2-2)

1973:	MSU, 18-7	at Louisville
1974:	MSU, 56-7	at Starkville
1975:	*MSU, 28-14	at Louisville
1976:	*MSU, 30-21	at Starkville
	at Starkville: Tied, 1-1	
	at Louisville: Tied, 1-1	

### LOYOLA [N.O.] (MSU, 3-0)

1934:	MSU, 20-6	at New Orleans
1935:	MSU, 6-0	at New Orleans
1936:	MSU, 32-0	at Meridian, Miss.
	at New Orleans: MSU, 2-0	
	at Neutral Sites: MSU, 1-0	

### MAINE (MAINE, 1-0)

2004:	Maine, 9-7	at Starkville
	at Starkville: Maine, 1-0	

### MARION INSTITUTE (MSU, 4-0)

1905:	MSU, 38-0	at Marion
1906:	MSU, 62-0	at Starkville
1914:	MSU, 54-0	at Starkville
1917:	MSU, 18-6	at Starkville
	at Starkville: MSU, 3-0	
	at Marion: MSU, 1-0	

### MARSHALL (MSU, 1-0)

1979:	MSU, 48-0	at Starkville
	at Starkville: MSU, 1-0	

### MARYLAND (UM, 1-0)

1979:	UM, 35-14	at College Park
	at College Park: UM, 1-0	

### MARYVILLE COLLEGE (TIED, 0-0-1)

1916:	Tied, 7-7	at Maryville
	at Maryville: Tied, 0-0-1	

### MAXWELL FIELD (MSU, 1-0)

1945:	MSU, 16-6	at Starkville
	at Starkville: MSU, 1-0	

### MEMPHIS (MSU, 33-11)

1951:	MSU, 27-20	at Memphis
1953:	MSU, 34-6	at Memphis
1954:	MSU, 27-7	at Starkville
1955:	MSU, 33-0	at Starkville
1957:	MSU, 10-6	at Starkville
1958:	MSU, 28-6	at Starkville
1959:	MSU, 28-23	at Starkville
1960:	MSU, 21-0	at Starkville
1961:	MSU, 23-16	at Memphis
1962:	MEM, 28-7	at Starkville
1963:	MEM, 17-10	at Memphis
1965:	MEM, 33-13	at Memphis
1974:	MSU, 29-28	at Memphis
1975:	MSU, 17-7	at Memphis
1976:	*MSU, 42-33	at Memphis
1977:	MEM, 21-13	at Memphis
1978:	MSU, 44-14	at Memphis
1979:	MEM, 14-13	at Jackson, Miss.
1980:	MSU, 34-7	at Memphis
1981:	MSU, 20-3	at Jackson, Miss.
1982:	MSU, 41-17	at Memphis
1983:	MEM, 30-13	at Starkville
1984:	MEM, 23-12	at Memphis
1985:	MSU, 31-28	at Starkville

1986:	MSU, 34-17	at Memphis
1987:	MSU, 9-6	at Starkville
1988:	MEM, 31-10	at Memphis
1989:	MSU, 35-10	at Starkville
1990:	MSU, 27-23	at Memphis
1991:	MEM, 28-23	at Starkville
1992:	MSU, 20-16	at Memphis
1993:	MEM, 45-35	at Starkville
1994:	MSU, 17-6	at Memphis
1995:	MSU, 28-18	at Starkville
1996:	MSU, 31-10	at Memphis
1997:	MSU, 13-10	at Starkville
1998:	MSU, 14-6	at Memphis
1999:	MSU, 13-10	at Starkville
2000:	MSU, 17-3	at Memphis
2001:	MSU, 30-10	at Starkville
2002:	MSU, 29-17	at Memphis
2003:	MSU, 35-27	at Starkville
2010:	MSU, 49-7	at Starkville
2011:	MSU, 59-14	at Memphis
	at Starkville: MSU, 15-4	
	at Memphis: MSU, 17-6	
	at Neutral Sites: Tied, 1-1	

### MEMPHIS ATHLETIC CLUB (MAC, 1-0)

1895:	MAC, 16-0	at Memphis
	at Memphis: MAC, 1-0	

### MEMPHIS UNIV. SCHOOL (MSU, 1-0)

1910:	MSU, 6-0	at Starkville
	at Starkville: MSU, 1-0	

### MERCER (MSU, 3-0)

1907:	MSU, 75-0	at Columbus, Miss.
1914:	MSU, 66-0	at Starkville
1936:	MSU, 32-0	at Starkville
	at Starkville: MSU, 2-0	
	at Neutral Sites: MSU, 1-0	

### MERIDIAN ATHLETIC CLUB (MSU, 2-0)

1901:	MSU, 11-5	at Meridian
1903:	MSU, 43-0	at Meridian
	at Meridian: MSU, 2-0	

### MIAMI [FLA.] (UM, 3-2)

1954:	UM, 27-13	at Miami
1980:	MSU, 34-31	at Miami
1981:	MSU, 14-10	at Starkville
1982:	UM, 31-14	at Miami
1983:	UM, 31-7	at Starkville
	at Starkville: Tied 1-1	
	at Miami: UM, 2-1	

### MICHIGAN (MSU, 1-0)

2010:	MSU, 52-14	at Jacksonville, Fla.
	at Neutral Sites: MSU, 1-0	

### MICHIGAN STATE (MICH. STATE., 2-1-1)

1928:	Tie, 6-6	at East Lansing
1929:	MICH. STATE, 33-19	at Jackson, Miss.
1946:	MSU, 6-0	at East Lansing
1947:	MICH. STATE, 7-0	at East Lansing
	at East Lansing: Tied, 1-1-1	
	at Neutral Sites: MICH. STATE, 1-0	

### MIDDLE TENNESSEE (MSU, 5-0)

1999:	MSU, 40-7	at Starkville
2000:	MSU, 61-35	at Starkville
2008:	MSU, 31-22	at Starkville
2009:	MSU, 27-6	at Murfreesboro
2012:	MSU, 45-3	at Starkville
	at Starkville: MSU, 4-0	
	at Murfreesboro: MSU, 1-0	

### MILLSAPS (MSU, 14-2-1)

1923:	MSU, 28-6	at Starkville
1924:	MSU, 28-6	at Starkville
1925:	MSU, 34-0	at Starkville
1926:	MSU, 34-0	at Starkville
1927:	MSU, 6-0	at Starkville
1929:	Tied, 0-0	at Starkville
1930:	MC, 19-13	at Starkville
1931:	MSU, 10-7	at Jackson

1932:	MSU, 9-8	at Starkville
1933:	MSU, 12-0	at Starkville
1934:	MC, 7-6	at Starkville
1935:	MSU, 45-0	at Starkville
1936:	MSU, 20-0	at Starkville
1939:	MSU, 40-0	at Starkville
1940:	MSU, 46-13	at Starkville
1941:	MSU, 49-6	at Starkville
1944:	MSU, 56-0	at Starkville
	at Starkville: MSU, 13-2-1	
	at Jackson: MSU, 1-0	

### MISSISSIPPI COLLEGE (MSU, 16-3)

1910:	MSU, 24-0	at Starkville
1911:	MSU, 27-6	at Starkville
1912:	MSU, 19-0	at Starkville
1913:	MSU, 1-0	at Starkville
1915:	MSU, 12-0	at Jackson, Miss.
1916:	MC, 13-6	at Aberdeen, Miss.
1917:	MSU, 68-0	at Starkville
1919:	MSU, 56-7	at Starkville
1920:	MSU, 27-0	at Starkville
1921:	MSU, 14-13	at Jackson, Miss.
1924:	MSU, 7-6	at Starkville
1925:	MSU, 46-0	at Starkville
1926:	MSU, 41-0	at Starkville
1929:	MSU, 6-0	at Starkville
1930:	MC, 13-12	at Starkville
1931:	MC, 6-2	at Starkville
1932:	MSU, 18-7	at Jackson, Miss.
1933:	MSU, 18-0	at Starkville
1934:	MSU, 13-6	at Starkville
	at Starkville: MSU, 13-2	
	at Neutral Sites: MSU, 3-1	

### MISSOURI (UM, 2-0)

1981:	UM, 14-3	at Jackson, Miss.
1984:	UM, 47-30	at Columbia
	at Columbia: UM, 1-0	
	at Neutral Sites: UM, 1-0	

### MURRAY STATE (MSU, 2-0)

1946:	MSU, 69-0	at Starkville
2005:	MSU, 38-6	at Starkville
	at Starkville: MSU, 2-0	

### NAVY (MSU, 1-0)

1983:	MSU, 38-10	at Jackson, Miss.
	at Neutral Sites: MSU, 1-0	

### NEBRASKA (UN, 1-0)

1980:	UN, 31-17	at El Paso, Texas
	at Neutral Sites: UN, 1-0	

### NEW ORLEANS ATHLETIC CLUB (NOAC, 1-0)

1896:	NOAC, 55-0	at New Orleans
	at New Orleans: NOAC, 1-0	

### NORTH CAROLINA (TIED, 1-1)

1974:	MSU, 26-24	at El Paso, Texas
1993:	UNC, 21-17	at Atlanta, Ga.
	at Neutral Sites: Tied, 1-1	

### NORTH CAROLINA STATE (NCSU, 3-2)

1930:	NCSU, 14-0	at Raleigh
1931:	NCSU, 6-0	at Starkville
1940:	MSU, 26-10	at Raleigh
1963:	MSU, 16-12	at Philadelphia, Pa.
1995:	NCSU, 29-25	at Atlanta, Ga.
	at Starkville: NCSU, 1-0	
	at Raleigh: Tied, 1-1	
	at Neutral Sites: Tied, 1-1	

# SERIES HISTORY



## NORTH TEXAS (MSU, 6-2)

1952:	MSU, 14-0	at Starkville
1953:	MSU, 21-6	at Starkville
1954:	MSU, 48-26	at Starkville
1955:	MSU, 20-7	at Starkville
1975:	MSU, 15-12	at Starkville
1976:	*MSU, 7-0	at Starkville
1977:	*MSU, 17-15	at Starkville
1978:	MSU, 17-5	at Irving, Texas
	at Starkville: MSU, 5-2	
	at Neutral Sites: MSU, 1-0	

## NORTHWESTERN (NW, 1-0)

2013:	NW, 34-20	at Jacksonville, Fla.
	at Neutral Sites: NW, 1-0	

## NORTHWESTERN STATE (MSU, 2-0)

1945:	MSU, 54-0	at Starkville
1946:	MSU, 27-0	at Starkville
	at Starkville: MSU, 2-0	

## OKLAHOMA STATE (TIED, 2-2)

1970:	MSU, 14-13	at Jackson, Miss.
1971:	OSU, 26-7	at Stillwater
1998:	OSU, 42-23	at Stillwater
1999:	MSU, 29-11	at Starkville
	at Starkville: MSU, 1-0	
	at Stillwater: OSU, 2-0	
	at Neutral Sites: MSU, 1-0	

## OLE MISS (UM, 61-42-6)

1901:	MSU, 17-0	at Starkville
1902:	UM, 21-0	at Starkville
1903:	Tied, 6-6	at Oxford
1904:	UM, 17-5	at Columbus, Miss.
1905:	MSU, 11-0	at Jackson, Miss.
1906:	UM, 29-5	at Jackson, Miss.
1907:	MSU, 15-0	at Jackson, Miss.
1908:	MSU, 44-6	at Jackson, Miss.
1909:	UM, 9-5	at Jackson, Miss.
1910:	UM, 30-0	at Jackson, Miss.
1911:	MSU, 6-0	at Jackson, Miss.
1915:	MSU, 65-0	at Tupelo, Miss.
1916:	MSU, 36-0	at Tupelo, Miss.
1917:	MSU, 41-14	at Tupelo, Miss.
1918:	MSU, 13-0	at Oxford
	MSU, 34-0	at Starkville
1919:	MSU, 33-0	at Clarksdale, Miss.
1920:	MSU, 20-0	at Greenwood, Miss.
1921:	MSU, 21-0	at Greenwood, Miss.
1922:	MSU, 19-13	at Jackson, Miss.
1923:	MSU, 13-6	at Jackson, Miss.
1924:	MSU, 20-0	at Jackson, Miss.
1925:	MSU, 6-0	at Jackson, Miss.
1926:	UM, 7-6	at Starkville
1927:	UM, 20-12	at Oxford
1928:	UM, 20-19	at Starkville
1929:	Tied, 7-7	at Oxford
1930:	UM, 20-0	at Starkville
1931:	UM, 25-14	at Oxford
1932:	UM, 13-0	at Starkville
1933:	UM, 31-0	at Oxford
1934:	UM, 7-3	at Jackson, Miss.
1935:	UM, 14-6	at Oxford
1936:	MSU, 26-6	at Starkville
1937:	MSU, 9-7	at Oxford
1938:	UM, 19-6	at Starkville
1939:	MSU, 18-6	at Oxford
1940:	MSU, 19-0	at Starkville
1941:	MSU, 6-0	at Oxford
1942:	MSU, 34-13	at Starkville
1944:	UM, 13-8	at Oxford
1945:	UM, 7-6	at Starkville
1946:	MSU, 20-0	at Oxford
1947:	UM, 33-14	at Starkville
1948:	UM, 34-7	at Oxford
1949:	UM, 26-0	at Starkville
1950:	UM, 27-20	at Oxford
1951:	UM, 49-7	at Starkville
1952:	UM, 20-14	at Oxford
1953:	Tied, 7-7	at Starkville
1954:	UM, 14-0	at Oxford
1955:	UM, 26-0	at Starkville

1956:	UM, 13-7	at Oxford
1957:	Tied, 7-7	at Starkville
1958:	UM, 21-0	at Oxford
1959:	UM, 42-0	at Starkville
1960:	UM, 35-9	at Oxford
1961:	UM, 37-7	at Starkville
1962:	UM, 13-6	at Oxford
1963:	Tied, 10-10	at Starkville
1964:	MSU, 20-17	at Oxford
1965:	UM, 21-0	at Starkville
1966:	UM, 24-0	at Oxford
1967:	UM, 10-3	at Starkville
1968:	Tied, 17-17	at Oxford
1969:	UM, 48-22	at Starkville
1970:	MSU, 19-14	at Oxford
1971:	UM, 48-0	at Starkville
1972:	UM, 51-14	at Oxford
1973:	UM, 38-10	at Jackson, Miss.
1974:	MSU, 31-13	at Jackson, Miss.
1975:	UM, 13-7	at Jackson, Miss.
1976:	*MSU, 28-11	at Jackson, Miss.
1977:	*MSU, 18-14	at Jackson, Miss.
1978:	UM, 27-7	at Jackson, Miss.
1979:	UM, 14-9	at Jackson, Miss.
1980:	MSU, 19-14	at Jackson, Miss.
1981:	UM, 21-17	at Jackson, Miss.
1982:	MSU, 27-10	at Jackson, Miss.
1983:	UM, 24-23	at Jackson, Miss.
1984:	UM, 24-3	at Jackson, Miss.
1985:	UM, 45-27	at Jackson, Miss.
1986:	UM, 24-3	at Jackson, Miss.
1987:	MSU, 30-20	at Jackson, Miss.
1988:	UM, 33-6	at Jackson, Miss.
1989:	UM, 21-11	at Jackson, Miss.
1990:	UM, 21-9	at Jackson, Miss.
1991:	MSU, 24-9	at Starkville
1992:	UM, 17-10	at Oxford
1993:	MSU, 20-13	at Starkville
1994:	MSU, 21-17	at Oxford
1995:	UM, 13-10	at Starkville
1996:	MSU, 17-0	at Oxford
1997:	UM, 15-14	at Starkville
1998:	MSU, 28-6	at Oxford
1999:	MSU, 23-20	at Starkville
2000:	UM, 45-30	at Oxford
2001:	MSU, 36-28	at Starkville
2002:	UM, 24-12	at Oxford
2003:	UM, 31-0	at Starkville
2004:	UM, 20-3	at Oxford
2005:	MSU, 35-14	at Starkville
2006:	UM, 20-17	at Oxford
2007:	MSU, 17-14	at Starkville
2008:	UM, 45-0	at Oxford
2009:	MSU, 41-27	at Starkville
2010:	MSU, 31-23	at Oxford
2011:	MSU, 31-3	at Starkville
2012:	UM, 41-24	at Oxford
	at Starkville: UM, 20-13-3	
	at Oxford: UM, 22-11-3	
	at Neutral Sites: UM, 19-18	

## OREGON (UO, 2-0)

2002:	UO, 36-13	at Eugene
2003:	UO, 42-34	at Starkville
	at Starkville: UO, 1-0	
	at Eugene: UO, 1-0	

## QUACHITA (MSU, 3-1-2)

1921:	MSU, 21-6	at Starkville
1922:	Tie, 7-7	at Starkville
1923:	MSU, 6-0	at Starkville
1924:	OU, 12-0	at Starkville
1925:	Tied, 3-3	at Starkville
1928:	MSU, 20-6	at Starkville
	at Starkville: MSU, 3-1-2	

## PARK [TENN.] FIELD (PF, 1-0)

1918:	PF, 6-0	at Starkville
	at Starkville: PF, 1-0	

## PAYNE [WEST POINT, MISS.] FIELD (PF, 1-0)

1918:	PF, 7-6	at Starkville
	at Starkville: PF, 1-0	

## RHODES (SOUTHWESTERN) (MSU, 9-3)

1907:	MSU, 7-0	at Starkville
1909:	MSU, 31-0	at Columbus, Miss.
1911:	MSU, 30-0	at Starkville
1930:	SWU, 14-0	at Starkville
1931:	MSU, 14-0	at Starkville
1932:	MSU, 6-0	at Starkville
1933:	SWU, 6-0	at Memphis
1934:	MSU, 21-6	at Memphis
1938:	SWU, 7-3	at Memphis
1939:	MSU, 37-0	at Starkville
1940:	MSU, 13-0	at Memphis
1941:	MSU, 20-6	at Memphis
	at Starkville: MSU, 5-1	
	at Memphis: MSU, 3-2	
	at Neutral Sites: MSU, 1-0	

## RICE (RU, 1-0)

1975:	*MSU, 28-14	at Houston
	at Houston: RU, 1-0	

## RICHMOND (MSU, 2-0)

1966:	MSU, 20-0	at Starkville
1969:	MSU, 17-14	at Starkville
	at Starkville: MSU, 2-0	

## SAMFORD (MSU, 16-1-1)

1902:	MSU, 26-0	at Birmingham
1905:	MSU, 44-0	at Starkville
1906:	MSU, 30-0	at Starkville
1907:	MSU, 12-5	at Birmingham
1909:	HU, 6-0	at Birmingham
1910:	MSU, 82-0	at Starkville
1911:	MSU, 48-0	at Starkville
1913:	MSU, 66-0	at Starkville
1919:	MSU, 39-0	at Starkville
1922:	Tied, 0-0	at Starkville
1934:	MSU, 13-7	at Birmingham
1935:	MSU, 19-6	at Starkville
1936:	MSU, 35-0	at Starkville
1937:	MSU, 38-0	at Starkville
1938:	MSU, 19-0	at Starkville
1939:	MSU, 45-0	at Starkville
1940:	MSU, 40-7	at Starkville
1963:	MSU, 43-0	at Starkville
	at Starkville: MSU, 13-0-1	
	at Birmingham: MSU, 3-1	

## SAN FRANCISCO (MSU, 4-0)

1941:	MSU, 26-13	at San Francisco
1942:	MSU, 19-7	at Memphis, Tenn.
1946:	MSU, 48-20	at Memphis, Tenn.
1947:	MSU, 21-14	at San Francisco
	at San Francisco: MSU, 2-0	
	at Neutral Sites: MSU, 2-0	

## SEWANEE (MSU, 4-1)

1907:	US, 38-0	at Sewanee
1933:	MSU, 26-13	at Starkville
1935:	MSU, 25-0	at Starkville
1936:	MSU, 68-0	at Jackson, Miss.
1937:	MSU, 12-0	at Starkville
	at Starkville: MSU, 3-0	
	at Sewanee: US, 1-0	
	at Neutral Sites: MSU, 1-0	

## SOUTH ALABAMA (MSU, 1-0)

2012:	MSU, 30-10	at Starkville
	at Starkville: MSU, 1-0	

## SOUTH CAROLINA (USC, 8-6)

1992:	USC, 21-6	at Columbia
1993:	MSU, 23-0	at Starkville
1994:	MSU, 41-36	at Columbia
1995:	USC, 65-39	at Starkville
1996:	MSU, 14-10	at Columbia
1997:	MSU, 37-17	at Starkville
1998:	MSU, 38-0	at Columbia
1999:	MSU, 17-0	at Starkville
2000:	USC, 23-19	at Columbia
2001:	USC, 16-14	at Starkville
2002:	USC, 34-10	at Columbia
2006:	USC, 15-0	at Starkville

GENERAL INFO

2013 BULLDOGS

COACHES

2012 SEASON  
RECAP

FOOTBALL  
HISTORY

TEAM RECORDS

INDIVIDUAL  
RECORDS

STADIUM  
RECORDS

BOWLS



# SERIES HISTORY

## GENERAL INFO

2007: USC, 38-21 ..... at Columbia  
2011: USC, 14-12 ..... at Starkville  
at Starkville: USC, 4-3  
at Columbia: USC, 4-3

### SOUTHERN MILITARY ACADEMY (MSU, 1-0)

1920: MSU, 33-0 ..... at Starkville  
at Starkville: MSU, 1-0

## 2013 BULLDOGS

### SOUTHERN MISS (USM, 14-12-1)

1935: MSU, 27-0 ..... at Hattiesburg  
1947: MSU, 14-7 ..... at Starkville  
1964: MSU, 48-7 ..... at Starkville  
1965: MSU, 27-9 ..... at Starkville  
1966: MSU, 10-9 ..... at Starkville  
1967: USM, 21-14 ..... at Starkville  
1968: USM, 47-14 ..... at Starkville  
1969: MSU, 34-20 ..... at Starkville  
1970: MSU, 51-15 ..... at Starkville  
1972: MSU, 26-7 ..... at Starkville  
1973: Tied, 10-10 ..... at Starkville  
1975: \*MSU, 7-3 ..... at Starkville  
1976: \*MSU, 14-6 ..... at Hattiesburg  
1977: USM, 14-7 ..... at Starkville  
1978: USM, 22-17 ..... at Hattiesburg  
1979: USM, 21-7 ..... at Starkville  
1980: USM, 42-14 ..... at Starkville  
1981: USM, 7-6 ..... at Jackson, Miss.  
1982: USM, 20-14 ..... at Jackson, Miss.  
1983: USM, 31-6 ..... at Jackson, Miss.  
1984: MSU, 27-18 ..... at Jackson, Miss.  
1985: MSU, 23-20 ..... at Jackson, Miss.  
1986: USM, 28-24 ..... at Jackson, Miss.  
1987: USM, 18-14 ..... at Jackson, Miss.  
1988: MSU, 38-21 ..... at Jackson, Miss.  
1989: MSU, 26-23 ..... at Hattiesburg  
1990: MSU, 13-10 ..... at Starkville  
at Starkville: MSU, 8-6-1  
at Hattiesburg: Tied, 2-2  
at Neutral Sites: USM, 6-2

## COACHES

## 2012 SEASON RECAP

## FOOTBALL HISTORY

## TEAM RECORDS

## INDIVIDUAL RECORDS

## STADIUM RECORDS

## BOWLS

### SPRING HILL (MSU, 1-0)

1919: MSU, 12-6 ..... at Starkville  
at Starkville: MSU, 1-0

### SYRACUSE (MSU, 2-0)

1985: MSU, 30-3 ..... at Starkville  
1986: MSU, 24-17 ..... at Syracuse  
at Starkville: MSU, 1-0  
at Syracuse: MSU, 1-0

### TAMPA (TIED, 1-1)

1965: MSU, 48-7 ..... at Starkville  
1968: UT, 24-17 ..... at Tampa  
at Starkville: MSU, 1-0  
at Tampa: UT, 1-0

### TENNESSEE (UT, 28-16-1)

1907: UT, 11-4 ..... at Memphis Tenn.  
1910: MSU 48-0 ..... at Starkville  
1915: MSU 14-0 ..... at Knoxville  
1919: MSU 6-0 ..... at Knoxville  
1920: MSU 13-7 ..... at Starkville  
1921: UT, 14-7 ..... at Memphis, Tenn.  
1922: UT, 31-3 ..... at Memphis, Tenn.  
1923: UT, 7-3 ..... at Memphis, Tenn.  
1924: MSU 7-2 ..... at Memphis, Tenn.  
1925: UT, 14-9 ..... at Knoxville  
1926: UT, 33-0 ..... at Starkville  
1932: UT, 31-0 ..... at Knoxville  
1933: UT, 20-0 ..... at Knoxville  
1934: UT, 14-0 ..... at Knoxville  
1948: MSU 21-6 ..... at Knoxville  
1949: UT, 10-0 ..... at Knoxville  
1950: MSU 7-0 ..... at Starkville  
1951: UT, 14-0 ..... at Knoxville  
1952: UT, 14-7 ..... at Memphis, Tenn.  
1953: MSU 26-0 ..... at Knoxville  
1954: UT, 19-7 ..... at Memphis, Tenn.  
1955: MSU 13-7 ..... at Knoxville  
1957: UT, 14-9 ..... at Knoxville  
1958: UT, 13-8 ..... at Memphis, Tenn.  
1959: UT, 22-6 ..... at Knoxville

1960: Tied, 0-0 ..... at Memphis, Tenn.  
1961: UT, 17-3 ..... at Knoxville  
1962: MSU 7-6 ..... at Memphis, Tenn.  
1963: MSU 7-0 ..... at Knoxville  
1964: UT, 14-13 ..... at Memphis, Tenn.  
1971: UT, 10-7 ..... at Memphis, Tenn.  
1978: MSU 34-21 ..... at Memphis, Tenn.  
1979: MSU 28-9 ..... at Memphis, Tenn.  
1986: MSU 27-23 ..... at Knoxville  
1987: UT, 38-10 ..... at Starkville  
1990: UT, 40-7 ..... at Starkville  
1991: UT, 26-24 ..... at Knoxville  
1994: MSU 24-21 ..... at Starkville  
1995: UT, 52-14 ..... at Knoxville  
1998: UT, 24-14 ..... at Atlanta, Ga.  
2002: UT, 35-17 ..... at Starkville  
2003: UT, 59-21 ..... at Knoxville  
2007: UT, 33-21 ..... at Starkville  
2008: UT, 34-3 ..... at Knoxville  
2012: MSU, 41-31 ..... at Starkville  
at Starkville: Tied, 5-5  
at Knoxville: UT, 13-7  
at Neutral Sites: UT, 10-4-1

### UT CHATTANOOGA (MSU, 4-0)

1909: MSU, 37-6 ..... at Starkville  
1916: MSU, 33-0 ..... at Chattanooga  
1946: MSU, 41-7 ..... at Starkville  
1947: MSU, 19-0 ..... at Starkville  
at Starkville: MSU, 3-0  
at Chattanooga: MSU, 1-0

### UT MARTIN (MSU, 1-0)

2012: MSU, 55-17 ..... at Starkville  
at Starkville: MSU, 1-0

### TENNESSEE MEDICAL (MSU, 2-0)

1904: MSU, 59-0 ..... at Starkville  
1912: MSU, 32-0 ..... at Starkville  
at Starkville: MSU, 2-0

### TEXAS (TIED, 2-2)

1921: UT, 54-7 ..... at Austin  
1991: MSU, 13-6 ..... at Starkville  
1992: MSU, 28-10 ..... at Austin  
1999: UT, 38-11 ..... at Dallas, Texas  
at Starkville: MSU, 1-0  
at Austin: Tied, 1-1  
at Neutral Sites: UT, 1-0

### TEXAS A&M (TIED, 3-3)

1912: TA&M, 41-7 ..... at Houston, Texas  
1913: MSU, 6-0 ..... at College Station  
1915: MSU, 7-0 ..... at Dallas, Texas  
1937: TA&M, 14-0 ..... at Tyler, Texas  
2000: MSU, 43-41 (OT) ..... at Shreveport, La.  
2012: TA&M, 38-13 ..... at Starkville  
at Starkville: TA&M, 1-0  
at College Station: MSU, 1-0  
at Neutral Sites: Tied, 2-2

### TEXAS CHRISTIAN (TIED, 0-0-1)

1936: Tied, 0-0 ..... at Dallas, Texas  
at Neutral Sites: Tied, 0-0-1

### TEXAS TECH (MSU, 4-2-1)

1953: TT, 27-20 ..... at Jackson, Miss.  
1961: MSU, 6-0 ..... at Jackson, Miss.  
1964: TT, 21-7 ..... at Lubbock  
1967: MSU, 7-3 ..... at Lubbock  
1968: Tie, 28-28 ..... at Jackson, Miss.  
1969: MSU, 30-26 ..... at Lubbock  
1970: MSU, 20-16 ..... at Jackson, Miss.  
at Lubbock: MSU, 2-1  
at Neutral Sites: MSU, 2-1-1

### TRANSYLVANIA (MSU, 3-0-1)

1908: MSU, 12-5 ..... at Starkville  
1913: MSU, 31-0 ..... at Columbus, Miss.  
1915: Tie, 0-0 ..... at Starkville  
1916: MSU, 13-0 ..... at Starkville  
at Starkville: MSU, 2-0-1  
at Neutral Sites: MSU, 1-0

### TRINITY (MSU, 1-0)

1956: MSU, 18-6 ..... at Starkville  
at Starkville: MSU, 1-0

### TROY (MSU, 2-1)

2001: TU, 21-9 ..... at Starkville  
2002: MSU, 11-8 ..... at Starkville  
2012: MSU, 30-24 ..... at Starkville  
at Starkville: Tied, 1-1  
at Troy: MSU, 1-0

### TULANE (MSU, 30-26-2)

1901: TU, 24-6 ..... at New Orleans  
1902: Tied, 11-11 ..... at New Orleans  
1903: Tied, 0-0 ..... at New Orleans  
1904: TU, 10-0 ..... at New Orleans  
1908: TU, 23-0 ..... at New Orleans  
1909: TU, 2-0 ..... at New Orleans  
1910: MSU, 10-0 ..... at New Orleans  
1911: TU, 5-4 ..... at Starkville  
1912: TU, 27-24 ..... at New Orleans  
1913: MSU, 32-0 ..... at Starkville  
1914: MSU, 61-0 ..... at Jackson, Miss.  
1920: TU, 6-0 ..... at New Orleans  
1921: TU, 7-0 ..... at New Orleans  
1922: TU, 26-0 ..... at New Orleans  
1924: MSU, 14-6 ..... at New Orleans  
1925: TU, 25-3 ..... at New Orleans  
1926: MSU, 14-0 ..... at New Orleans  
1927: MSU, 13-6 ..... at New Orleans  
1928: TU, 51-6 ..... at Jackson, Miss.  
1929: TU, 34-0 ..... at New Orleans  
1930: TU, 53-0 ..... at New Orleans  
1931: TU, 59-7 ..... at New Orleans  
1933: TU, 33-0 ..... at New Orleans  
1938: TU, 27-0 ..... at New Orleans  
1942: MSU, 7-0 ..... at New Orleans  
1945: TU, 14-13 ..... at New Orleans  
1946: MSU, 14-7 ..... at New Orleans  
1947: MSU, 20-0 ..... at New Orleans  
1948: TU, 9-0 ..... at New Orleans  
1949: TU, 54-6 ..... at New Orleans  
1951: MSU, 10-7 ..... at New Orleans  
1952: TU, 34-21 ..... at New Orleans  
1953: MSU, 21-0 ..... at New Orleans  
1954: MSU, 14-0 ..... at New Orleans  
1955: MSU, 14-0 ..... at Starkville  
1956: TU, 20-14 ..... at New Orleans  
1957: MSU, 27-6 ..... at Jackson, Miss.  
1962: MSU, 35-6 ..... at New Orleans  
1963: MSU, 31-10 ..... at Jackson, Miss.  
1964: MSU, 17-6 ..... at Starkville  
1965: TU, 17-15 ..... at New Orleans  
1982: MSU, 30-21 ..... at New Orleans  
1983: MSU, 14-9 ..... at Starkville  
1984: MSU, 30-3 ..... at New Orleans  
1985: MSU, 31-27 ..... at Starkville  
1986: MSU, 34-27 ..... at New Orleans  
1987: TU, 30-19 ..... at Starkville  
1988: TU, 27-22 ..... at New Orleans  
1989: MSU, 27-7 ..... at Starkville  
1990: MSU, 38-17 ..... at New Orleans  
1991: MSU, 48-0 ..... at Starkville  
1993: MSU, 36-10 ..... at New Orleans  
1994: MSU, 66-22 ..... at Starkville  
2003: TU, 31-28 ..... at New Orleans  
2004: MSU, 28-7 ..... at Starkville  
2005: MSU, 21-14 ..... at Shreveport, La.  
2006: TU, 32-29 ..... at Starkville  
2007: MSU, 38-17 ..... at New Orleans  
at Starkville: MSU, 9-3  
at New Orleans: TU, 22-17-2  
at Neutral Sites: MSU, 4-1

### UAB (MSU, 4-1)

2004: UAB, 27-13 ..... at Starkville  
2006: MSU, 16-10 (OT) ..... at Birmingham  
2007: MSU, 30-13 ..... at Starkville  
2010: MSU, 29-24 ..... at Starkville  
2011: MSU, 21-3 ..... at Birmingham  
at Starkville: MSU, 2-1  
at Birmingham: MSU, 2-0

## UCF (MSU, 2-0)

1997:	MSU 35-28	..... at Starkville
2007:	MSU 10-3	..... at Memphis
	at Starkville: MSU, 1-0	
	at Neutral Sites: MSU 1-0	

## UNION (MSU, 5-2)

1895:	UU, 21-0	..... at Jackson
1896:	UU, 8-0	..... at Starkville
1907:	MSU, 80-0	..... at Starkville
1909:	MSU, 25-0	..... at Columbus, Miss.
1923:	MSU, 6-0	..... at Starkville
1941:	MSU, 56-7	..... at Starkville
1942:	MSU, 35-2	..... at Starkville
	at Starkville: MSU, 4-1	
	at Jackson: UU, 1-0	
	at Neutral Sites: MSU, 1-0	

## WAKE FOREST (MSU, 1-0)

2011:	MSU, 23-17	..... at Nashville, Tenn.
	at Neutral Sites: MSU, 1-0	

## WASHINGTON (UW, 1-0)

1977:	*MSU, 27-18	..... at Seattle
	at Seattle: UW, 1-0	

## WASHINGTON (ST. LOUIS) (WU, 1-0)

1924:	WU, 12-6	..... at St. Louis
	at St. Louis: WU, 1-0	

## WEST TEXAS STATE (MSU, 3-2)

1978:	MSU, 28-0	..... at Jackson, Miss.
	at Neutral Sites: MSU, 1-0	

## VANDERBILT (MSU, 12-7-2)

1904:	VU, 30-0	..... at Columbus, Miss.
1923:	Tied, 0-0	..... at Nashville
1924:	VU, 18-0	..... at Nashville
1933:	Tied, 7-7	..... at Nashville
1934:	VU, 7-0	..... at Nashville
1935:	VU, 14-9	..... at Nashville
1942:	MSU, 33-0	..... at Nashville
1970:	MSU, 20-6	..... at Memphis, Tenn.
1971:	VU, 49-19	..... at Starkville
1972:	MSU, 10-6	..... at Nashville
1973:	MSU, 52-21	..... at Starkville
1980:	MSU, 24-14	..... at Nashville
1981:	MSU, 29-9	..... at Starkville
1988:	VU, 24-20	..... at Nashville
1989:	MSU, 42-7	..... at Starkville
1998:	MSU, 42-0	..... at Starkville
1999:	MSU, 42-14	..... at Nashville
2003:	MSU, 30-21	..... at Starkville
2004:	VU, 31-13	..... at Nashville
2008:	MSU, 17-14	..... at Starkville
2009:	MSU, 15-3	..... at Nashville
	at Starkville: MSU, 6-1	
	at Nashville: Tied, 5-5-2	
	at Neutral Sites: Tied, 1-1	

## WEST VIRGINIA (WVU, 2-0)

2006:	WVU, 42-14	..... at Starkville
2007:	WVU, 38-13	..... at Morgantown
	at Starkville: WVU, 1-0	
	at Morgantown: WVU, 1-0	

## WILLIAM & MARY (MSU, 1-0)

1974:	MSU, 49-7	..... at Jackson, Miss.
	at Neutral Sites: MSU, 1-0	

## XAVIER [OHIO] (MSU, 1-0)

1935:	MSU, 7-0	..... at Cincinnati
	at Cincinnati: MSU, 1-0	

\* - Denotes wins which were forfeited by MSU due to NCAA infractions

## ALL-TIME MSU ASSISTANT COACHES

ALDRIDGE, Dennis (Texas, 1969)	.....	WR (1970-72); RB (1974-77)
AMEDEE, Lynn (LSU, 1962)	.....	OC/QB (1996-98)
ARIANS, Bruce (Virginia Tech, 1974)	.....	WR (1978-80); OC/QB (1993-95)
ARMSTRONG, Pee Wee (MSU)	.....	asst. (1937-38)
AIKEN, D.W. (Ole Miss)	.....	asst. (1935-37)
BARFIELD, Doug (Southern Miss, 1957)	.....	off. asst. (1981)
BEAMER, Shane (Virginia Tech, 1999)	.....	CB(2004-05); RB (2006)
BENDER, Vic (Northeast Louisiana, 1969)	.....	LB (1974-75)
BERRY, Todd (Tulsa, 1983)	.....	WR (1989-90)
BLACK, Ricky (MSU, 1971)	.....	TE (1991-96)
BLAKE, John (Oklahoma, 1986)	.....	DL (2003)
BOYD, Bob (Texas A&I, 1964)	.....	TE (1997-98)
BRANCH, Jesse (Arkansas, 1962)	.....	asst. (1966)
BREWSTER, Tim (Illinois, 1983)	.....	WR (2012)
BROWN, Ralph "Rabbit" (MSU, 1931)	.....	asst. (1954-58)
BROWN, Watson (Vanderbilt, 1973)	.....	OC/QB (1991-92)
BRUCE, Johnny (MSU, 1974)	.....	DE (1984-85)
BURNEY, Jacob (UT-Chattanooga, 1981)	.....	ILB (1988)
CALHOUN, Shelby (LSU, 1934)	.....	asst. (1938-39)
CAMP, Jim (North Carolina, 1947)	.....	off. backs (1953)
CAMPBELL, Louis (Arkansas, 1973)	.....	LB (2008)
CAMPBELL, Steve (Troy State, 1988)	.....	OL (2003)
CARA, Mac (North Carolina State, 1937)	.....	ends (1949-53)
CARIDEO, Frank (Notre Dame, 1930)	.....	asst. (1935-38)
CARLISLE, Dyer (Samford, 1971)	.....	DB (1987); DC/DB (1988)
CARMODY, Jim (Tulane, 1956)	.....	DL (1964-66); DC/DB (1989-90)
CHADWICK, E.B. (MSU, 1927)	.....	asst. (1928-29)
CHADWICK, W.D. (Marietta)	.....	asst. (1914-17)
CHAMPION, Jim (MSU, 1949)	.....	OL (1957-61)
CHRISTOPHEL, Rick (Austin Peay, 1975)	.....	WR (1991-94)
CLAY, Bill (Arkansas, 1963)	.....	DB (1989); OC (1990); DC (1991-94)
COLLINS, Bobby (MSU, 1958)	.....	freshmen/asst. backfield (1957-60)
<b>COLLINS, Geoff (Western Carolina, 1994) LB/Co-DC (2011-12); DC (2013-)</b>		
CONKRIGHT, William F. "Red" (Oklahoma, 1936)	.....	asst. (1950-51)
COOPER, Ron (Jacksonville State, 1983)	.....	DC/S (2003)
CORRERO, John (MSU, 1962)	.....	asst. freshman/backfield (1962-63)
CRANE, Russell (Illinois)	.....	asst. (1930-35)
CRAWFORD, Denver (Tennessee, 1947)	.....	asst. (1952-53)
CROUSEN, Joe (Sul Ross State, 1963)	.....	TE/K (1979-81); OL/K (1982-85)
DANIELS, Keith (Mississippi College, 1969)	.....	OC/QB (1989)
DAUBER, Ray (Iowa, 1925)	.....	asst. (1930-31)
DAVIS, Glenn (Delta State, 1982)	.....	RB (1997-2003)
DAVIS, Harper (MSU, 1948)	.....	asst. (1956-58)
DAVIS, Paul (Ole Miss, 1946)	.....	off. backs (1961)
DIAZ, Manny (Florida State, 1995)	.....	DC/LB (2010)
DICKENS, Phil (Tennessee, 1936)	.....	asst. (1945-47)
DICKEY, Darrell (Kansas State, 1983)	.....	QB (1990)
DONAHUE, Ken (Tennessee, 1950)	.....	DL (1961-63)
DOOLEY, Bill (MSU, 1955)	.....	freshmen/asst. OL (1957-60); OL (1963)
DOVE, Marc (Texas Tech, 1972)	.....	DB (1978-81); DC/DB (1982-83)
DRAYTON, Stan (Allegheny [PA] College, 1993)	.....	..... RB (2004)
DUNN, Joe Lee (UT-Chattanooga, 1968)	.....	DC/DE (1996-2002)
DYKES, Spike (Stephen F. Austin, 1959)	.....	OL (1979)
EDMONDSON, Larry (Texas A&M, 1984)	.....	WR (1996)
EWING, Hickman (Howard)	.....	freshmen (1948)
FABRIS, Frank (Tulane, 1953)	.....	OL (1967-68); DL (1969)
FATHERREE, Jesse (LSU, 1935)	.....	backs (1949-51)
<b>FELKER, Rocky (MSU, 1975)</b>	.....	<b>JV(1975); TE(1976-77);</b>
	.....	<b>QB(1978); football ops (2002-2006); RB(2006-2008);</b>
	.....	<b>player personnel (2009-)</b>

FERRIS, David "Boo" (MSU)	.....	asst. (1967)
FIELD, Bob (Arkansas, 1970)	.....	DB (1973-76); DC/DB (1977)
FISHER, Sonny (MSU, 1964)	.....	recruiting (1968)
FORD, Bob (Memphis State, 1955)	.....	asst. head coach (1966)
FORD, Robert (Houston, 1973)	.....	TE (1982-84)
FREMIN, Jerry (Southern Miss, 1976)	.....	OL (1997-2000)
GARBER, Chip (Maryland, 1978)	.....	DB (1990)
GARRETT, Charles (Miss. Col., 1963)	.....	QB (1973); RB (1974-77); DE(1978)
GEBHART, Smylie (Georgia Tech, 1972)	.....	def. asst. (1973-76)
GOODE, Tom (MSU, 1960)	.....	OL (1972-75); OC (1984-85); OL (1986-88)
<b>GONZALES, Billy (Colo. State 1994)</b>	.....	<b>WR (2013-)</b>
GOODMAN, Gerald (North Alabama, 1978)	.....	DB (1985)
GRAY, Ronnie (MSU, 1970)	.....	str (1973); DE (1974-78);
	.....	DT(1985); DC/LB (1986-87)
GREGORY, Roy (UT-Chattanooga, 1968)	.....	asst. head coach/RB (1986-88)
GRIMES, J.B. (Henderson [AR] State, 1977)	.....	OL (2004-08)
GULLETTE, Ted (Delta State, 1972)	.....	GA (1973-74); WR (1975-78)
HALBERT, Frank (Ole Miss, 1962)	.....	off. backs (1970-71); DL (1972); DE (1973)
HALE, Goat (Mississippi College)	.....	asst. (1933-36)
HALEY, Brick (Alabama A&M, 1989)	.....	DL (2004-06)
HALLMAN, Curley (Texas A&M, 1978)	.....	DB (2002-03)
HARBISON, Charlie (Gardner-Webb, 1985)	.....	S (2007); DC (2008)
HAYES, Billy (Albion)	.....	asst. (1911-13; 1918-23)
<b>HEVESY, John (Maine, 1999)</b>	.....	<b>OL (2009-)</b>
HELMS, Jim (Texas, 1967)	.....	asst. head coach/RB (1991-96)
HENDRICK, John (Pittsburgh, 1981)	.....	..... DL (1995-02)
HILDEBRAND, Bill (MSU, 1947)	.....	ends (1947-48); fr (1952-53); DC (1967-68)
HILYER, Jim (Stetson, 1957)	.....	GA (1963); LB (1964-66)
HITT, Dick (Mississippi College)	.....	ends (1944-47)
HOCH, Vince (Pfeiffer College, 1966)	.....	DB (1986)
HOLLIDAY, Guy (Cheyney [PA], 1987)	.....	WR (2003-06)
HUDSPETH, Mark (Delta State, 1992)	.....	WR (2009-2010)
<b>HUGHES, Tony (Southern Miss, 1980)</b>	.....	<b>S (2009-)</b>
JENKINS, John (Arkansas, 1974)	.....	OLB (1979-83)
JENKINS, Pete (Western Carolina, 1963)	.....	DL (1991-94)
JOHNSON, Denver (Tulsa, 1981)	.....	OL (1993-94)
JOHNSON, Ellis (The Citadel, 1975)	.....	DC(2004-2007)
JONES, Alan (Delta State, 1969)	.....	JV (1973); TE (1974); WR (1975)
JONES, Amos (Alabama, 1982)	.....	LB/spec. tms (2004-06)
JONES, Frank (North Carolina, 1948)	.....	off. backs (1962-65)
JONES, Leo (Southeastern Louisiana, 1951)	.....	freshmen (1968-72)
KELLOGG, Bob (Tulane, 1939)	.....	backs (1954-58)
KETTLER, Elwood (Texas A&M, 1955)	.....	DC (1970-72)
KITCHENS, Freddie (Alabama, 1998)	.....	TE (2004); RB (2005)
KLINDWORTH, Martin (MSU, 1920)	.....	asst. coach (1930-32)
<b>KNOX, Greg (Northeastern State, 1986)</b>	.....	<b>RB (2009-)</b>
<b>KOENNING, Les (Texas, 1981)</b>	.....	<b>WR (1986-89); OC/QB (2009-)</b>
KRISTYNIK, Marvin (Texas, 1965)	.....	asst. freshman coach (1967)
LEE, George (Delta State, 1969)	.....	JV secondary (1972-73)
LEWIS, Art (Ohio)	.....	line (1949)
LEWIS, Terry (Southern, 1970)	.....	tackles/TE (2001-03)
LOGAN, Steve (Tulsa, 1975)	.....	QB (1987-88)
MALAVASI, Ray (MSU)	.....	asst. (1952-53)
MAJORS, Johnny (Tennessee, 1957)	.....	DB (1960-63)
MANLEY, C.T. (Southeastern Louisiana, 1942)	.....	asst. (1949-51)
MAPP, Marcus (MSU, 1937)	.....	backs (1944-48)
MARTIN, Dan (Auburn, 1901)	.....	asst. (1907)
McCORVEY, Woody (Alabama St, 1972)	.....	OC/QB (2004-2008)
McCRAY, Carroll (Gardner-Webb, 1983)	.....	C/OG (2001-02)
McCULLOUGH, Leo. (MSU, 1949)	.....	(1954-56); (1957-59); (1964-68)
McGEORGE, Hal (MSU, 1907)	.....	asst. (1908)



# ASSISTANT COACHES

GENERAL INFO	<p>MIRANDO, Angelo (Case-Western, 2008).....WR (2011)</p> <p>MOLINSKI, Ed (Tennessee, 1940).....line (1944-48)</p> <p>MOON, Lee (VMI, 1970).....LB (1982-84)</p> <p>MOORE, Elwyn (MSU).....asst. (1933-34)</p> <p>MORRIS, Fred (Mississippi College, 1954).....DL (1967-68); DC/LB (1969)</p> <p>MORRIS, Guy (TCU, 1984).....OL (1996)</p> <p>MORRIS, Tom (MSU, 1953).....OL (1962)</p> <p>MULLINS, Gary (Houston, 1972).....off. backs (1979-83)</p> <p>MURPHY, Billy "Spook" (MSU, 1946).....DB/P (1952-53)</p> <p>NOBLE, Dudy (MSU, 1915).....asst. (1919-21; 1923-29)</p> <p>NUSZ, David (Maryland, 1955).....DB (1970-72)</p> <p>OFSTIE, Harold (Wisconsin).....asst. (1922)</p> <p>OWENS, David (MSU, 1950).....freshmen (1961-63); .....OL (1964-65); freshmen (1966)</p>	<p>WARMATH, Murray (Tennessee, 1934).....line (1939-45)</p> <p>WASHINGTON, Pat (Auburn, 1987).....WR (2007-08)</p> <p>WATSON, Pat (MSU, 1965).....DL (1970-71)</p> <p>WATTS, Morris (Tulsa, 1961).....OC/QB (2003)</p> <p>WEAVER, DeWitt (Tennessee, 1936).....line (1946-48)</p> <p>WHITE, Alan (Wake Forest, 1962).....WR (1968); DB (1969)</p> <p>WILSON, Barry (LSU, 1969).....OL (1979-83)</p> <p>WILSON, Chris (Oklahoma, 1992).....Asst. DC/DL (2010); DC/DL (2011-12)</p> <p>WILSON, David (Troy State, 1977).....TE (1999-00); football ops (2001)</p> <p>WOODS, Sparky (Carson-Newman, 1976).....OC/QB (1999-02)</p> <p>WRIGHT, Jim (Texas A&amp;M, 1958).....OC (1967-69)</p> <p>WYATT, Bowden.....ends (1939-42; 1946)</p>
2013 BULLDOGS		
COACHES		
2012 SEASON RECAP		
FOOTBALL HISTORY	<p>PARKER, Henry Lee (MSU, 1948).....asst. off. coach (1956-62); LB (1963)</p> <p>PATRICK, J.W. (MSU, 1942).....asst. (1959-61)</p> <p>PERKINS, Ray (Alabama, 1967).....WR (1973)</p> <p>PITTMAN, Jim (MSU, 1950).....freshmen (1951-53); asst. (1954-55)</p> <p>PLUMMER, Johnny (Mississippi College, 1960).....off. backs (1984-85)</p> <p>POPE, Ken (Oklahoma, 1975).....OLB (1991-94)</p> <p>PROCTOR, Bobby (Arkansas, 1955).....DB (1964-66)</p> <p>PULLEN, Jerry (UAB, 1979).....OLB (1987-88)</p> <p>RADER, David (Tulsa, 1980).....OC/off. backs (1986)</p> <p>RANDALL, Craig (Colgate, 1956).....DL (1979-81; 1987-88)</p> <p>REED, Wesley (La. College, 1963).....fr. line (1970-72); .....OL/K (1973-75); DE/K (1976-77)</p> <p>ROBERTSON, Melvin (West Texas State, 1950).....DC (1984-85)</p> <p>ROYAL, Darrell (Oklahoma, 1949).....off. backs (1952)</p> <p>SANDAH, Al (Louisiana College, 1963).....freshman OL (1973); asst. (1974)</p> <p><b>SALLACH, Scott (Ursinus, 1994).....TE (2009-)</b></p> <p>SCALES, Walter (MSU, 1931).....asst. (1933-34)</p> <p>SHARPE, Jimmy (Alabama, 1963).....asst. head coach/OC (1978)</p> <p>SHELTON, John (Louisville, 1952).....off. backs (1966)</p> <p>SHIRA, Charley (MSU, 1954).....asst. (1952); line coach (1954-56)</p> <p>SMITH, Eugene (Mississippi College, 1980).....OLB (1989-90)</p> <p>SMITH, Melvin (Millsaps, 1982).....WR (1995); DB (1996-01); DB (2006-12)</p> <p>SPOONER, Vic (Texas Tech, 1954).....ends (1962-63); DC/ends (1964-66)</p> <p>SPRAYBERRY, Steve (Alabama, 1974).....OL (1976-78)</p> <p>STACY, Billy (MSU, 1959).....DB (1967-68); WR (1969)</p> <p>STOKES, John (Army).....asst. (1935-37)</p> <p>STRANGE, Clarence "Pop" (LSU, 1937).....asst. line (1949-51)</p> <p>STRINGER, Reed (Delta State, 2001).....TE (2005-); special teams (2007)</p> <p>STUART, Clyde (MSU, 1927).....off. backs (1959-60)</p> <p>STUMP, Craig (Texas A&amp;M, 1987).....WR (1997-02)</p> <p>SULLINS, S.E. (N. Ala., 1962)DT (1973-75); LB (1976-77); DC (1978); DL (1982-84); .....LB (1985)</p> <p>TAYLOR, Ronald (Southern Miss, 1980).....TE (1986-90)</p> <p>TIPPETT, Howard (ETSU, 1958).....asst. head coach/LB (1973); DC (1979)</p> <p>TOHILL, Billy (MSU, 1961).....GA (1961); asst. backs coach (1962-65)</p> <p>TOMPKINS, Jim (Troy State, 1962).....ILB (1989-03); player relations (2004)</p> <p>TORBUSH, Carl (Carson Newman, 1974).....DC (2009)</p> <p><b>TOWNSEND, Deshea (Alabama 1997).....CB (2013)</b></p> <p>TRICKETT, Rick (Glenville State, 1972).....OL (1989-92)</p> <p>TRUITT, John (MSU).....asst. (1948-51)</p> <p>TURNBOW, Bill (Texas Tech, 1960).....OL (1967; 1969); OC/OL (1970-71)</p> <p><b>TURNER, David (Davidson, 1985).....DL (2007-09); DL (2013-)</b></p> <p>TYLER, Bob (Ole Miss, 1958).....OC (1972)</p> <p>VALESENTE, Bob (Ithaca, 1962).....DC (1980-81)</p> <p>WALKER, Ronald "Brownie" (MSU, 1963).....LB (1967-68); freshmen (1969-72)</p> <p>WALKER, Wade (Oklahoma, 1950).....line (1954-55)</p> <p>WALLACE, Bobby (MSU, 1976).....DC (1986)</p>	
TEAM RECORDS		
INDIVIDUAL RECORDS		
STADIUM RECORDS		
BOWLS		

Current MSU staff members in BOLD



# LETTERWINNERS



A							
ABERNATHY, Tom	1965	BALL, Hilton	1962-63-64	BLACK, Blondy	1940-41-42	BROWN, Danny	1979
ADAMS, Hugh	1966-67-68	BALL, I.B.	1895	BLACK, Dorian	1999	BROWN, Dwayne	1977-78-79-80
ADAMS, Keith	1999	BALL, Kyle	1976	BLACK, Stan	1973-74-75-76	BROWN, Eric	1996-97
ADDERHOLT, Oliver	1965	BALL, Richard	2001-02	BLACK, Tony	1979-80	BROWN, Frankie	1982
ADKINS, Michael	1994	BALLARD, Hugh	1993	BLACKLEDGE, Royce	2004-05-06-07	BROWN, G.L.	1903
AINSWORTH, Brad	1994-95-96	BALLARD, N.B.	1917	BLACKMORE, Rich.	1974-76-77-78	BROWN, Jerome	1991-92
ALDERMAN, Joe	1971	BALLARD, Vick	2010-11	BLADE, Willie	1999-2000	BROWN, Karlin	2007-08
ALDRIDGE, Corwyn	1981-82-83-84	BANKS, J.H.	1928	BLAIR, S.H.	1918-19-20	BROWN, Lee	1990
ALDRIDGE, Lance	1988-89-90-91	BANKS, Johnthan	2009-10-11-12	BLAKE, Mark	1987	BROWN, Louie	1955
ALEXANDER, Leon	1973-74-75	BANKS, Korey	2001-02	BLAKE, P.L.	1956-57-58	BROWN, Mark	2006-07-08
ALEXANDER, Murry	1946-47-48-49	BANKS, Wayne	1984-86-87	BLAND, Dan	1963-64-65	BROWN, Michael	1994-95
ALEXANDER, V.B.	1905-06	BARKUM, Melvin	1972-73-74	BLEDSE, Jim	1947	BROWN, Mike	2006-07
ALFORD, G.H.	1895-96	BARLOW, Bobby	1986-87-88-89	BLOODWORTH, James	1984-85	BROWN, Ralph	1931
ALFORD, John	1938-39-40	BARLOW, Mitchell	1984	BLOUNT, Jack	1949-50-51	BROWN, Randy	1992
ALFRED, Justin	1967-68	BARNES, Earnest	1979-80-81-82	BLOUNT, Lamar	1941-42	BROWN, Rusty	1982-83-84-85
ALLEN, A.H.	1910-11	BARNES, Malcolm	1984	BOATNER, Buster	1972	<b>BROWN, Ryan</b>	<b>2012</b>
ALLEN, E.R.	1927-28-29	BARNETT, E.B.	1920-21-22-23	BOBO, Demario	2004-05-07	BROWN, Steve	1969
ALLEN, Eric	1995-96-97-98	BARNETT, James	1957	BOBO, W.H.	1915-16-17	BROWN, Titus	2004-05-06-07
ALLEN, Henry	1917-18-19	BARRON, George	1965	<b>BOHANNA, Ferlando</b>	<b>2011-12</b>	BROWN, Torrance	1990-91-92
ALLEN, Michael	2001-02	BARRON, Jim	1953-54-55	BOISTURE, Tom	1952-54	BROYLES, E.N.	1902
ALLEN, Terry	1971	BASKIN, W.H.	1917-18	BOLTON, Grady	1963-64	BRUCE, Johnny	1971-72-73
AMBERS, Robert	2008	BASS, L.G.	1909-10-11	BOLTON, Ralph	1953-54	BRUCE, Sonny	1938-40-41
AMBROSE, Derek	2004-05-06	BATES, Bobby	1958	BONAVITA, Ron	2002	BRUMFIELD, C.N.	1906-07
AMOS, E.N.	1929	BATES, Desmond	1987-88-89-90	BOND, John	1980-81-82-83	BRUNSON, Bill	1925-26-27
ANDERSON, Brian	1992-93-94-95	BATTE, Jack	1956-57-58	BONNER, Wade	2008-09-10-11	BRUNSON, E.	1915-16
ANDERSON, Brian	2003-04-05-06	BAUGHMAN, J.C.	1950	BORDELON, Barry	1967-68	BRYANT, Anthony	1999-2000-01
ANDERSON, Damein	2008-09-10-11	BEACH, Jerry	1966	BOSARGE, Chris	1989-90-91-92	BRYANT, R.B.	1924
ANDERSON, Jesse	1986-87-88-89	BEAMAN, Terrance	2004-05	BOUIE, Kevin	1993-94	BUCKHALTER, Tony	1994-95-96-97
ANDERSON, Koche	1993-94	BEAN, David	1976-77-78	BOULDIN, Jerry	1987-88-89-90	BUCKLEY, Bill	1971-72-73
ANDERSON, Treddis	1989-90-91	BEAN, Robert	1998-99	BOWER, W.R.	1919	BUCKNER, Bill	1965
ANDREWS, Keith	2003-04-05-06	<b>BECKWITH, Ben</b>	<b>2011-12</b>	BOWLS, Anthony	2008	BUFORD, Glen	1976-77-78-79
ANGER, Bob	1970-71	BEECH, Wally	1949-50-51	BOWMAN, Jessie	2007-08	BUIE, Larry	1973-74-75
ARANT, Stephen	2003-04-05	BEENE, Charles	1963	BOWSER, Tay	2006-07-08-09	BULLARD, P.E.	1933-34
ARMSTEAD, Lorenzo	1996-97-98-99	BELCHER, Trey	1996-97-99	BOYD, Daniel	1990-91-92	BULLOCK, Bobby	1961-62
ARMSTRONG, Bobby	1970-71	BELL, Aubrey	2005-06-07-08	BOYD, Frank	1959	BULLOCK, Rex	1945-48-49-50
ARMSTRONG, Charles	1934-35-36	BELL, Bill	1978-80-81-82	BOYD, Josh	2009-10-11-12	BUMPHIS, Chad	2009-10-11-12
ARNOLD, J.D.	1942-46	BELL, C.P.	1921	BOZEMAN, Bob	1972-73-74	BUNCH, W.R.	1936-37
ARNOLD, Pat	1947	<b>BELL, Devon</b>	<b>2012</b>	BOZEMAN, Dudley	1987-88-89	BUNTYN, J.R.	1936-37
ARNOLD, W.F. (Bill)	1939-40-41	BELL, Frankie	1964-65	BRABHAM, Joe	1970-72-73	BURCH, C.T.	1934
<b>ARRINGTON, Dee</b>	<b>2011-12</b>	BELL, Jonathan	2001	BRADLEY, Odell	2002-03	BURCH, Richard	2002-03-04
ARRINGTON, M.A.	1909-10	BELL, Nick	2009-10-11-12	BRAMLETT, Graham	1945-46-47	BURDETT, Walter	2001-02
ARTIGUES, Jeff	1991-92	BELL, Robert	1970-71-72	BRANAMAN, H.W.	1914	BURE, Marvin	2010-11
ASHCROFT, W.H.	1928-29	BELL, Shea	1990-91-92-93	BRANCH, Frank	1950-51	BURKE, Tom	1992-93
ASHFORD, Earnest	1984-85	BENDER, Michael	1997-98-99-2000	BRANTLEY, Allen	1972-73	BURKES, H.	1928
ASHLEY, Ben	1998	BENEFIELD, Greg	1978	BRASWELL, Sandy	1972-73-74	BURKS, Sam	1948
ASHLEY, Burt	1994-95-96	BENGE, John	1956-57	BRAUCHLE, Sean	2009-10	BURKS, Tony	1985-86-87-88
ASHLEY, Loren	1950-51	BENNETT, Andre	1991-92-93-94	BREAZEALE, Micky	1965	BURKS, Tony	2006-07
ASKEW, J.W.	1918-19-20-21	BENNETT, Asa	1986-87-88	BRENTZ, Charley	1979-80	BURNS, Charles	2005-06, 08-09
<b>AUTRY, Denico</b>	<b>2012</b>	BENNETT, Rico	2002-03-04	BRETT, Homer	1895	BURNS, Eddie	1979-80-82-83
		BENNETT, Ron	1954-55-56	BRIDGERS, Jack	1975	BURRELL, Don	1978-79
		BENSON, Jack	1956-57-58	BRIDGES, E.A.	1928-30	BURRELL, Ode	1962-63
		BENTON, Howard	1960-61-62	BRIGNONE, J.C.	2007-08-09-10	BURRESS, Tom	1944-45
		BERG, William	2012	BRISLIN, Andy	1972	BURTON, R.E.	1918
		BERRY, Leon	2009-10	BRISLIN, Chuck	1973-74-75	BUSBY, Jon	2002
		BERRY, Scott	1986-87	BROCK, E.N.	1933	BUSH, C.L.	1901
		BETCHER, Russell	1987	BROOKS, E.	1929-30	BUSH, H.L.	1901
		BETHUNE, Bobby	1959-60	BROOKS, H.H.	1895	BUSH, Marcus	1985-86-87-88
		BETHUNE, Frank	1942	BROOKS, J.H.	1927-28	BUTLER, Brandon	2000
		BIGGERS, R.R.	1926	BROOKS, Larry	1974-76	BUTLER, Elvis	1982-83-84
		BILLIE, Ivan	2000-01	BROOKS, Ned	1957-58-59	BUTLER, Eric	2004-05-06-07
		BILLINGSLEY, D.W.	1908-1909	BROOME, Art	1950-51-52	BUTLER, Matthew	1996-97-98-99
		BILLINGSLEY, M.C.	1918-19-20	BROOMFIELD, Corey	2009-10-11-12	BUTTRAM, Jim	1956-57
		BISHOP, C.H.	1940-41-42	BROWN, Boone	1999-2000	BUTTS, Anthony	1985-86-87-88
		BIVINES, Ray Ray	2001-02-03-04	BROWN, Corey	2002	BYRD, Ricky	1987-88-89-90

GENERAL INFO

2013 BULLDOGS

COACHES

2012 SEASON  
RECAP

FOOTBALL  
HISTORY

TEAM RECORDS

INDIVIDUAL  
RECORDS

STADIUM  
RECORDS

BOWLS



# LETTERWINNERS

GENERAL INFO	BYRDSONG, Marvin	2002-03-04	CHEALANDER, Hal	1971-72	COPELAND, Len	1976-77-78-79	DAVIS, Harper	1945-46-47-48
	BYRDSONG, Shawn	1998-99-2000-01	CHERRINGTON, Dewayne	2011-12	CORBELL, Dean	1950-51	DAVIS, J.H.	1945-46
2013 BULLDOGS	BYRNE, H.E.	1931	CHILDRESS, Cody	2001-02	CORBETT, Tommy	1965-67	DAVIS, Jimmy	1957-58
			CHILDS, Mike	1964	CORHERN, Hunter	1938-39-40	DAVIS, Kenneth	1947-48-49
			CHRISTIAN, E.D.	1895	CORLEY, Elbert	1941-42-46	DAVIS, Kermit	1941-42-46
			CHRISTIAN, Hugh	1974	CORLEY, F.G.	1923-24	DAVIS, Lee	1987-88
			CHRISTOPHER, A.C.	1927-28	CORLEY, Fred	1965-66	DAVIS, Michael	1991-92-93-94
COACHES	CADENHEAD, Bobby	1945-47	CIMINI, Joe	1951-52	CORLEY, Pinson	1949	DAVIS, Mike	1987-88
	CAGINS, Derrick	1992-93-94-95	CLANTON, Curt	1991-92	CORNELIUS, Marvin	1964-65	DAVIS, N.P.	1920-21
	CALDWELL, Dave	1963-64-65	CLARK, Arceto	2008-10-11-12	CORRERO, Chris	1987-88-89	DAVIS, R.T.	1918-20
	CALDWELL, Matt	1993-94-95	CLARK, Corey	2004-05	CORRERO, John	1959-60-61	DAVIS, Ralph	1946-47-48-49
	CALHOUN, John David	1971-72	CLARK, Danny	1991	CORSE, Cedric	1984-85-86-87	DAVIS, Steele	2000-01
2012 SEASON RECAP	CALHOUN, Taveze	2012	CLARK, Darrin	1993-94	COSBY, Artie	1983-84-85-86	DAVIS, William	1931
	CALLAWAY, Clarence	1996-97-98-99	CLARK, Jason	2000-01-02-03	COSTICT, Ray	1973-74-75-76	DAVISON, Henry	1974-75-76-77
	CAMERON, C.B.	1921-22	CLARK, Louis	1983-84-85-86	COTNEY, Barry	1965	DAY, Dillon	2011-12
	CAMERON, Chris	2009-10-2012	CLARK, O.W.	1932-33	COTTON, Al	1994-95	DAY, Lennie	2000-01-02-03
	CAMPBELL, Ed	1948	CLARK, S.J.	1924-25-26	COURTNEY, Jim	1965-67	DAY, Stan	1934
FOOTBALL HISTORY	CAMPBELL, Larry	1995-96-97-98	CLARK, Steve	1950-51-52	COX, C.A.	1930	DAY, Terry	1995-96
	CAMPBELL, Marvin	1938-39-40	CLARK, W.F.	1919-21-22	COX, Fletcher	2009-10-11	DEAN, Derrick	1987-88-89
	CANALE, Billy	1966	CLARKE, J.S.	1895	COX, Wally	1973-74-75-76	DEARMAN, Tom	1965
	CANALE, Conn	1967-68-69	CLAUSELL, Blaine	2011-12	CRABTREE, Brooks	2004-06	DEBAUM, E.D.	1902-05
	CANALE, Justin	1963-64	CLAUSELL, Chris	1984	CRAFT, T.	1926	DEDAUX, Randy	1966-67
TEAM RECORDS	CANNON, B.S.	1931	CLAY, T.F.	1903	CRAIG, W.V.	1940-41	DEE, T.H.	1905-06-07
	CANNON, Leon	1982-83-84-85	CLEMENT, Brad	1992	CRAWLEY, Davey	2000-01	DEES, Chuck	1969-70-71
	CANTON, Jason	1985	CLEMENTS, E.C.	1930	CRICK, Bill	1969	DEES, Wilbur	1939-40-41
	CAPERTON, F.M.	1930-31	CLEMENTS, Joel	1966	CROCKER, Jack	1948	DELOE, Ken	1951-52
	CAPRI, Sam	1938	CLINTON, Eugene	1997-98-99-2000	CROSS, Britt	2005	DENT, H.M.	1907
INDIVIDUAL RECORDS	CARLEY, G.L.	1928-29-30	CLOOS, W.D.	1907	CROSS, Dennis	1936	DEPASQUALE, Derek	2009-10-11
	CARLSON, Adam	2005-06-07-08	CLOWER, Jerry	1949-50	CROSS, Tim	1983-84	DERRICKS, Anthony	1995-96-97-98
	CARMICAL, Ted	1966-67-68	COCHRAN, James	2003-04	CRUMBLEY, Charles	1948-49-50	DICKERSON, A.R.	1928
	CARMON, James	2010-11	COGGINS, Keith	1994	CRUMPTON, F.B.	1902-03	DICKSON, Dick	1976
	CARNELL, Roye	1969	COLE, George	1910	CUEVAS, Ronnie	1974-75	DILLE, A.B.	1910
STADIUM RECORDS	CAROLLO, Bobby	1964-65	COLE, Prentiss	2000	CULBERSON, Quinton	2003-04-05-06	DINKINS, Jamaal	1997-98-99-2000
	CARPENTER, Dickie	1969	COLEMAN, Jim	1954	CULPEPPER, Joe	1967	DIXON, Anthony	2006-07-08-09
	CARPENTER, H.H.	1914-15-16-17	COLEMAN, Keo	1990-91	CULPEPPER, R.H.	1929-30	DIXON, Larry	1975-76-77
	CARPENTER, Johnny	2007	COLEMAN, Shaston	1994-95	CULVER, H.F.	1901	DIXON, William	1936-37
	CARR, Johnny	1985	COLEY, Marvin	1997	CUMBERBATCH, Jim	1984	DOCKERY, Kevin	2002-03-04-05
BOWLS	CARR, Keith	1990-91-92	COLLINS, Bobby	1951-52-53-54	CURRY, Dwayne	1993-94-95-96	DODD, Jimmy	1955-56-57
	CARR, Michael	2010	COLLINS, Fred	1977-78-79-80	CURRY, Lydell	1985-87	DOIRON, J.W.	1929
	CARROLL, Herman	1990-91-92-93	COLLINS, Glen	1978-79-80-81	CURTIS, Johnny	1991-92-93	DOLLAR, Joe	1944-46-47
	CARROLL, James	1963-64-65	COLLINS, Robert	1957-58	CUSHMAN, Ray	1964	DOOLEY, Bill	1954-55
	CARROLL, M.B.	1937	COLSTON, Doug	1944-47-48	CUTRER, H.	1904-05	DORROH, C.E.	1906-07-08
GENERAL INFO	CARROLL, S.J.	1944-45	COLTHARP, Will	1974-75-76	CUTRER, W.D.	1905-06	DORSEY, Danny	1970
	CARROLL, Wesley	2007-08	COMBS, Kent	1977	CUTTS, Tim	1983	DOSS, J.O.	1977-78-79-80
	CARTER, George	1937-38-39	CONKEL, Don	1954-55-56			DOTSON, Eric	1995-96-97
	CARTER, John	1974-75-76	CONNER, Omarr	2003-04-05-06			DOTT, Melvin	1981-83
	CARTWRIGHT, George	1947-48	CONRAD, Jerry	1969-70-71	DABBS, C.N.	1928	DOUGLAS, Dominic	2007-08
2013 BULLDOGS	CASSANOVA, T.	1911-12	COOK, A.L.	1929-30	DALHOITE, J.H.	1896	DOUGLAS, Douglas	1963-64-65
	CASSELL, H.S.	1919-20	COOK, Ashby	1964-65	DALY, John	1932	DOWNING, Brandon	2002
	CASSIBRY, R.E.(Slim)	1932-33-34	COOK, Bill	1976	DALY, Rudy	1947-48	DOWSING, Frank	1970-71-72
	CASTLEBERRY, John	1965-66	COOK, Billy	1961-62-63	DANIEL, Eric	1995-96-97-98	DRAYTON, Willie	1956-57
	CASTON, Hunter	1988-89	COOK, Jared	2001-02-03-04	DANIEL, Willie	1957-58-59	DREHER, M.F.	1940
COACHES	CAUSEY, Kenny	1993-94	COOK, Kelly	1957	DANIELS, Gerald	1993-94	DREYSPRING, Fred	1948-49-50
	CAVALLARO, Sam	1950-51	COOK, Kendric	2008-09-10-11	DANIELS, Jimmy	1957-1958	DUCKWORTH, Mike	1964-65
	CAVEN, Charles	1952-53-54	COOK, Roger	1971-72-73	DANNER, Hugh	1930	DUCRE, Christian	2007-08-09
	CAVETT, J.C.	1895	COOK, Russell	2003-04-05-06	DANTONE, Sammy	1960-61-62	DUDLEY Don	1968-69-70
	CHADWICK, A.R.	1912	COOKE, Greg	1991	DAVIDSON, Charlie	1991-92-94	DUDLEY, Joey	1986-87
2012 SEASON RECAP	CHADWICK, E.B.	1926-27	COOKS, Johnie	1977-78-80-81	D'AVIGNON, Louis	1968-69	DUGAN, Bob	1962-63
	CHAMBERS, Frank	1938-39	COOLEY, Sim	1949-50	DAVIS, Art	1952-53-54-55	DUMAS, Lamon	1997
	CHAMPION, Jim	1947-48-49	COOPER, Ashley	1998-99	DAVIS, Billy	1956	DUNAWAY, David	1944-47
	CHANEY, Jamar	2005-06-07-09	COOPER, Brandon	2007-08-09	DAVIS, Bryson	2003-04-05-06	DUNAWAY, Rusty	1968
	CHAPMAN, Jackie	1973	COOPER, Kevin	1997-98	DAVIS, Donovan	2003-04	DUNCAN, Speights	1954-55
FOOTBALL HISTORY	CHAPMAN, Mike	1970	COOPER, R.A.	1937	DAVIS, Dorsett	1999-2000-01	DUNNING, Anthony	2005
	CHAPMAN, Winston	2012	COOPER, S.F.	1911-12	DAVIS, Fred	1972	DUPLAIN, Norman	1950-51-52
	CHATMAN, Robert	1975-76-77-78						



GENERAL INFO	2013 BULLDOGS	COACHES	2012 SEASON RECAP	FOOTBALL HISTORY	TEAM RECORDS	INDIVIDUAL RECORDS	STADIUM RECORDS	BOWLS
--------------	---------------	---------	----------------------	---------------------	--------------	-----------------------	--------------------	-------



# LETTERWINNERS

GENERAL INFO								
	NAME	YEAR	NAME	YEAR	NAME	YEAR	NAME	YEAR
2013 BULLDOGS	HEARNE, Bun	1908	HOWARD, J.R.	1896	JACKSON, Torrence	1994	JONES, Murphy	1932-33-34
	HEAVENS, Brandon	2009-10-11-12	HOWELL, Stanley	1976-77-78-79	JACKSON, Willie	1977-78-79-80	<b>JONES, P.J.</b>	<b>2011-12</b>
	HEFLIN, Duval	1948-49-50	HOWIE, Jeff	2010	<b>JACKSON, Zach</b>	<b>2012</b>	JONES, Rodney	1975-76
	HEIDELBERG, G.C.	1896	HOWIE, R.M.	1901	JACOBS, E.H.	1921	JONES, Ronny	1970-71-72
	HEIDENREICH, Jon	1988	HUBBARD, J.L.	1922-23	JAMES, Greg	1986-87	JONES, W.W.	1946-47
	HEMPHILL, Sylvester	2009-10-11-12	HUDGINS, Ed	1965-66-67	JAMES, Jesse	1991-92-93-94	JONES, Wayne	1971-72-73
	HENDERSHOT, Mike	1986-87-88-89	HUDSON, Rodney	1992-94	JAMES, John	1989-90-91-92	JORDAN, Byron	1989-90-91-92
	HENDERSON, Brandon	2008-09-10	HUFF, J.H.	1919-20	JAMES, Leon	1991	JORDAN, Chuck	1969-70-71
	HENDERSON, N.C.	1925	HUGHES, Chris	2010-11-12	JAMES, Mike	1993-94	JORDAN, Jack	1973
	HENDERSON, Omar	1995-97-99	HUGHES, Jamon	2006-07	<b>JAMES, Nick</b>	<b>2012</b>	JORDAN, Kinney	1975-76
COACHES	HENIG, Michael	2005-06-07	HUGHES, Jay	1969-71	JAMES, Tony	1989-90-91-92	JORDAN, Todd	1989-91-92-93
	HENLEY, R.N.	1917-18-19-21	<b>HUGHES, Jay</b>	<b>2011-12</b>	JANOUS, Frank	1960	JOSEPH, Donald	1951-53
	HENRY, Kevin	1990-91-92	HUGHES, Jesse	1941-42-46-47	JAYNE, J.M.	1895-96	JOSEPH, Keith	1989-90-91-92
	HENSON, J.C.	1933-34-35	HUGHES, John	1941-42	JEFFCOAT, Jeff	1990	JOSEPH, Norman	1975-76
	HERRERA, Dio	2005	HUGHES, T.G.	1902	JEFFERSON, Billy	1938-39-40	JOY, Buzz	1969
	HERRING, Gay	1947-48	HUGHES, Vernon	1944-46	JEFFREY, Bob	1948-49-50	JUDGE, Joe	2002-03-04
	HERRINGTON, Bob	1930-31-33	HULL, Harvey	1973-74-75-76	JEFFREY, R.H.	1945	JUNKIN, Bobby	1980-81-82
	HERRINGTON, Ken	1962	HULL, Kent	1979-80-81-82	JENKINS, Anthony	1978-79	<b>K</b>	
	HESTER, C.F.	1902-03	HULL, Maury	1983	JENKINS, Craig	2006-07-08-09	KAPP, Athony	1997-98
	HICKS, Robert	1994-95-96-97	HULL, W.A.	1906	JENKINS, Jimmy	1960-61-62	KATUSA, John	1951-52-53
2012 SEASON RECAP	HIGGINS, Glenn	1965-66	HUMPHRIES, C.D.	1905	JENKINS, Justin	2000-01-02-03	KELLY, David	1959-60-61
	HIGH, Terry	1988-89-91	HUMPHRIES, Keon	2005-06-07	JENNINGS, Joe	1967-68-69	KELLY, M.E.	1917-18
	HIGHT, Fred	1935-36-37	HUNT, Mike	2010	JENNINGS, John	1995-96-97	KELLY, Reginald	1995-96-97-98
	HILDEBRAND, Bill	1944-45-46	HUNT, Purvis	1993-94	JENNINGS, Morley	1910-11	KELLY, Tommy	2001-02-03
	HILL, Billy	1959-60-61	HUNTER, Paul	1996-97-98-99	JEWELL, Rob	1992	KENNAN, Robert	1934-35-36
	<b>HILL, Brandon</b>	<b>2011-12</b>	HUNTINGTON, Larry	1999-2000	JOHNSON, Anthony	2006-07	KENNEDY, Buck	1958-59-60
	HILL, Demetrius	1989-90	HURDLE, Bud	1988	JOHNSON, Antonio	2005-06	KENNEYBREW, Darrell	1985-87-88
	HILL, Jonathan	2004-05-06	HURLEY, Drake	1984-85	JOHNSON, Chris	1992-93-94	KERBY, E.M.	1944-45
	HILLIARD, John	1995-97-98-99	HURST, F.J.	1913-14	JOHNSON, Dennis	1974-75-76-77	KERN, Kenny	2003-04
	HILLMAN, Grant	1997	HURST, J.I.	1917	JOHNSON, Harvey	1938-39-40	KEY, Sidney	1973-74-75
FOOTBALL HISTORY	HINE, C.R.	1934	HURST, Nelson	2008	JOHNSON, Jamaal	2004-05	KEYS, Bert	1997-98
	HITT, Mark	1975-76-77	HUSBAND, Jason	2004-05-06-07	JOHNSON, James "J.J."	1997-98	KEYS, Richard	1973-74-75-76
	HODGES, Dave	1958	HUTCHINS, Carl	1999-2000-01-02	JOHNSON, Jeramie	2003-04-05-06	KEYS, Tyrone	1977-78-79-80
	HODGES, Price	1963-64	HUTCHINS, Heath	2009-10	JOHNSON, Jerry	1972	KHABEER, Johnathan	1995
	HOELSCHER, Bob	1954	HUTCHINSON, Willie	1994	JOHNSON, Kenneth	1980-81-82-83	KIMBALL, Hunter	1911-12-14
	HOGAN, Dan	1980-83	HUTSON, Brian	1984-85-86	JOHNSON, Kenny	1976-77-78-79	KIMBROUGH, Bob	1970-71
	HOGGATT, Eric	1969-70-71	HUTSON, Frank	1960-61	JOHNSON, M.E.	1946-47-48	KING, Billy	1955-56
	HOLDER, Barry	1972	HUTTO, Randy	1960-61-62	<b>JOHNSON, Malcolm</b>	<b>2011-12</b>	KING, Chick	1970-71
	<b>HOLLEY, Dylan</b>	<b>2012</b>	HYDRICK, Joey	2000	<b>JOHNSON, Robert</b>	<b>2011-12</b>	KING, Dewayne	1986-87-88-89
	HOLLIMAN, Joel	1969-70-71	HYMEL, Calvin	1973-74-75	JOHNSON, Steve	1979-80-81-82	KING, Donald Ray	1978-79-80-81
TEAM RECORDS	HOLLINGSHEAD, Lev.	1953-54-55	<b>I</b>		JOHNSTON, Terrell	2008	KINGREY, Ken	1974
	HOLLINGSWORTH, Tom	1991-92	INMAN, Tommy	1962-63-64	JOHNSON, W.C.	1983-84-85	KINNEY, H.C.	1913-14
	HOLLOWAY, James	1993-94	IRBY, Ken	1957-58	JOHNSON, William	1984-85	KIRKLAND, Ronny	1962-63
	HOLLOWAY, W.A.	1895	IRBY, Peyton	1966	JOHNSTON, Bob	1964	KIRKLAND, Todd	1981-82-83-84
	HOLLY, Keith	1972	ISAAC, Robert	1994-95-96-97	JOHNSTON, Ty	1986-87-88	KISER, Bill	1965-67
	<b>HOLMES, Christian</b>	<b>2011-12</b>	IVY, Harry	1967	JOINER, Adam	1999	KIZER, J.G.	1917
	HOLMES, Jimmie	2007-08	<b>J</b>		JONES, Adam	1988	KLICHER, Albert	1948
	HOLT, Bill	1974	JACK, Gregory	2002	JONES, Blake	2000-01-02-03	KLINDWORTH, M.E.	1919-20
	HOOKER, Lenard	1987	JACK, Jeremy	2004-05	JONES, Bobby	1963-64	KNIGHT, Bill	1988-89
	HOOVER, Dan	1993-94-95-96	JACKSON, A.C.	1937	JONES, Chris	1992-93-94-95	KNIGHT, Bobby	1966
STADIUM RECORDS	HOPPER, R.C.	1924-25	JACKSON, Billy	1980-81-82-83	JONES, Darnell	2001-02-03-04	KNIGHT, C.A.	1908
	HOPPER, R.E.	1924-25	JACKSON, Cookie	1980-82-83	JONES, Devin	2009-10-11-12	KNIGHT, Danny	1980-81-82-83
	HORNBACK Eddie	1982-83	<b>JACKSON, Gabe</b>	<b>2010-11-12</b>	JONES, E.B.	1925-26	KNIGHT, Kelvin	1990-91-92-93
	HORNE, Hillery	1941-42-44	JACKSON, Gerald	1975-76-77-78	JONES, E.R.	1909	KNIGHT, Rob	1996-97, 99-2000
	HORNE, Leslie	1930-32	JACKSON, Heath	1986-87-88-89	JONES, H.T.	1914-15	KNOTTS, Kenneth	1995-96
	HORNE, Nathan	1987	JACKSON, I.M.	1914-15	JONES, H.W.	1939-40-41	KOLKA, Kevin	1991
	HORTON, Brad	2003-04-05	JACKSON, Jerry	1966-67-68	JONES, I.L.	1901-02	KOONTZ, Henry	1980-81-82-83
	HORTON, G.C.	1917	JACKSON, Joshua	2008	JONES, James	1976-77-78-79	KOTOWSKI, Tony	1950-51
	HOSKINS, Eric	2007-08	JACKSON, Kamau	2001-02-03	JONES, Jamie	2008-09-11	KOWALSKI, Anthony	1941-42
	HOUGH, P.M.	1918-19-20-21	JACKSON, Keith	1977-78-79	JONES, Jay	1987	KYLES, Jarvis	2007-08
BOWLS	HOUSE, Avery	2003-05	JACKSON, Kirby	1983-84-85-86	JONES, Jeremy	1995-96-97-98	<b>L</b>	
	HOUSTON, P.D.	1921	JACKSON, Nathan	2000-01-02	JONES, Jeremy	2007	LACOSTE, Paul	1993-94-95-96
	HOWARD, Anse	1941-42-46			JONES, Kenzaki	1996-97-98-99		
	HOWARD, Billy	1944-45			JONES, L.I.	1922		

# LETTERWINNERS



LAIRD, R.F.	1924	LUKE, Butch	1963	McCOLLOUGH, Bernard	1987-88	MEIGS, Ralph	1935-36-37
LAMBERT, Gary	1980-81-82-83	LUMPKIN, Aaron	2000-01-02-03	McCOLLOUGH, Jim	1971	MELICHAR, Mark	2007-08-09-10
LAMM, Art	1976-78	LUNDIE, Orlando	1983-84-85	McCOLLOUGH, Larry	1972-73-74	MELL, Eric	1982-83-84-85
LANCASTER, Bill	1969-71	LUNDY, T.E.	1929-30-31	McCORVEY, Jackie	1977-78-79	MENAFEE, Cornell	1996-97-98-99
LANCASTER, Brian	1992	LUSTER, Frankie	1990-91-92-93	McCOY, Kyle	1990-91	MERIDETH, Charles	2001
LANE, D.H.	1918-23	LYNCH, T.R.	1922	McCOY, O.R.	1930-31	MIDDLETON, Carl	1984-85-86
LANE, Jimbo	1963-64-65	LYNCH, Thayer	1937-38	McCRACKEN, W.G.	1944	MIHALIC, Mike	1941-42-46
LANGSTON, Maurice	2009-10	LYNN, Mark	2010	McCRANEY, Cortez	2007-08	MIKETINAS, Bobby	1978-80-81-82
LARSEN, Bootsie	1963-65	<b>M</b>		McCRARY, Fred	1991-92-93-94	MILLER, Andy	1974-75
LATHAM, Sam	1956-57	MACK, Clay	1994-95	McCULLAND, John	1988	MILLER, Dizenzo	1998-99-2000-01
LATHAM, Sam	2010	MACON, Joe	1993-94-95	McCULLEN, I.	1916	MILLER, Jimmy	2005
LATHRAM, M.W.	1936-37	MADKIN, Wayne	1998-99-2000-01	McCULLOUGH, Colby	1993-94	MILLER, John	1979-80-81-82
LATTIMER, W.H.	1904	MAGEE, Don	1972	McDOLE, Mardye	1977-78-79-80	MILLER, L.C.	1923-24
LAWRENCE, Addison	2008-09-10-11	MAGEE, W.J.	1911-12	McDONALD, Mike	1980-81-82	MILLER, Mike	1988
LAWRENCE, Cameron	2009-10-11-12	MAGILL, O.R.	1909-10	McDOUGAL, Clarence	2003-04-05	MILLER, Tom	1956-57
LAWRENCE, Mike	1973-74-76-77	MAGRUDER, F.H.	1911	McDOUGAL, Lloyd	1945	MILLS, A.P.	1910-11
LAWSON, Eric	2011	MAHONEY, J.C.	1901	McDOWELL, G.R.	1938-39-40	MILLS, E.E.	1902-03
LEASY, Wesley	1991-92-93-94	MAIER, Chuck	1976-77-78-79	McELROY, Dick	1970-71-72	MILNER, Sammy	1968-69-70
LEE, Bill	1973-74-75-77	MALE, John	1971	McELROY, Tom	1971	MILONS, Tee	2002-03-04-05
LEE, Courtney	2000-01	MALLORY, R.	1918	McELVEEN, M.	1927-28	<b>MILTON, Derrick</b>	<b>2012</b>
LEE, Donald	1999-2000-01-02	MALONE, Danny	1973-74-75	McENANY, Mike	1979-80-81-82	MINK, Robby	1979-80
LEE, S.B.	1910	<b>MALONE, Justin</b>	<b>2012</b>	McGEE, Chauncey	1995-96	MINOR, Durward	1985-86-87-88
LEE, Tyson	2008-09	MANGUM, Wayne	1956-57-58	McGEE, Keffer	1994-95-96	MINOR, Longstreet	1906
LEGGETT, Jerry	1985-86	MANLEY, Jack	1951	McGEORGE, Hal	1904-05-06-07	MINOR, Marco	2000-01
LEIKAM, Ken	1982-83	MANN, Brandon	1993-94	McGILL, Izell	1994-95-96-97	MINYARD, B.I.	1935
LENOIR, R.L.	1929-30	MAPP, Marcus	1937	McGLASKER, Darryl	1974-75-76-77	MINYARD, W.N.	1920-21
LEONARD, R.L.	1917	MARBLE, John	1930	McGOWAN, W.G.	1920-21-22	MITCHELL, Carsno	1981-82-83
LEWIS, Chester	1995	MARCUS, Adrian	2010-11-12	McGRAW, Dick	1965-66-67	MITCHELL, Charles	2008-09-10-11
LEWIS, D.D.	1965-66-67	<b>MARKET, Kendrick</b>	<b>2012</b>	McGRAW, F.A.	1901	MITCHELL, David	1976-77
LEWIS, H.R.	1926-27-28	MARLER, Dave	1977-78	McGUIRE, Bill	1963-64	MITCHELL, E.F.	1926
LEWIS, Howard	1973-74-75	MARLIN, John-Michael	2000-01, '03	McINGVALE, George	1942-45	MITCHELL, T.A.	1895-96
<b>LEWIS, Jameon</b>	<b>2011-12</b>	MARSH, Tate	1969-70	McINNIS, D.C.	1920	MIZE, William	1930
LEWIS, W.I.	1929	MARTIN, Darren	1985-86-87-88	McINNIS, E.C.	1905-06-07-08	MOAK, Johnny	1935-36-37
LEWY, H.E.	1913	MARTIN, Jason	1984	McINTOSH, Mark	1977-78	MOATES, Jennings	1941-42-46
LIGER, Eugene	1999, 2001	MARTIN, N.S.	1915-16	McINTOSH, P.K.	1905	MOHLER, Robert	1950
LIGHTSEY, Jim	1964-65	MARTIN, Rusty	1977-78-79-80	McKAY, J.V.	1895	MOLDEN, Bobby	1975-76-77-78
LILLY, C.E.	1902	MASON, Ryan	2007	McKEE, John	1952-53	MOLLERE, L.A.	1934-35-36
LINDSEY, Harold	1998-99-2000-01	MASSEY, Alan	1977-78-79-80	McKELPHIN, Marvell	1984-85-86	MONAGHAN, Mike	1973
LINDSEY, Michael	1993-94-95-96	MATTHEWS, Miller	1928-29-30	McKENNA, R.J.	1982-83-84-85	MONROE, Henry	1976-77-78
LINVILLE, Billy	1952	MATTHEWS, W.M.	1895	McKENZIE, Duncan	1974-75-76-77	MONROE, Willie	1976-77-78
LIPSCOMB, Jimmy	1993-94-95-96	MATULICH, Wallace	1942-46-47	McKINLEY, Alvin	1998-99	MONROE, Willie	1985-86
LIPSCOMB, Lee	1990-91	MAWHINNEY, T.J.	2001-02-03	McKINLEY, Dennis	1995-96-97-98	MONTGOMERY, H.C.	1895
LITTLE, H.S.	1919-20-21	MAXEY, Bill	1976-77-78	<b>McKINNEY, Benardrick</b>	<b>2012</b>	MONTGOMERY, J.F.	1906
LITTLE, Jason	1985-86-87	MAXWELL, Jessie	1978	McKINZIE, W.M.	1920-23	MONTGOMERY, Mi.	1990-91-92-93
LITTLEJOHN, Anthony	2005-06-07-08	MAXWELL, William	1930-31-32	McKISSACK, Clovis	1954	MOODY, Jimmy	1965
LLOYD, Curtis	1959-60-61	MAY, George	1977-78-79	McLAURIN, Jerome	1986	MOON, Bill	1963
LOCKHART, Otis	1978	MAYE, Brandon	2011	McMILLAN, John	2009-10	MOONEY, Paul	1996-97-98-99
LOGAN, J.E.	1952-56-57-58	MAYFIELD, George	1948	McMULLAN, Stephen	1989	MOONEYHAM, David	2000
LOGAN, Joel	1987-88-89-90	McADAMS, Blake	2005-06-07-08	McMULLEN, A.H.	1923-24	MOORE, Arnold	1938-39-40
LOIACANO, J.E.	1962-63	McALPIN, Jim	1969-70-71	McNAIR, E.H.	1918	MOORE, Billy	1964-65
LONG, Juan	1990-91-92-93	McARTHUR, Harry	1912-13-14	McNEIL, Chris	2002-03-04-05	MOORE, Craig	1997-98
LONG, Lance	2005-06-07	McARTHUR, R.	1915-16	McNEIL, Duane	1975-76	MOORE, Dana	1979-80-81-82
LONG, R.I.	1918	McARTHUR, W.S.	1904	McPHAIL, Bill	1954	MOORE, Darrell	1982-83-84-85
LOONEY, D.J.	2008-09-10-11	McBRIDE, B.A.	1917	McPHEE, Pernell	2009-10	MOORE, Duaine	1965-66-67
LOTT, Bubba	1973	McBRIDE, Jim	1962	McPHERSON, H.A.	1911	MOORE, John	1985-86-87-88-89
LOTT, S.A.	1933-34-35	McCABE, J.H.	1927	McRAE, Brandon	2007-08-09	MOORE, John O.	1944-47
<b>LOVE, Jamerson</b>	<b>2011-12</b>	McCAIN, W.C.	1942-46	McRAE, Matt	1997-98-99-2000	MOORE, Ronnie	1968-70
LOVE, Kelvin	1998-99	McCALL, Byron	1991-92-93-94	McRANEY, Will	1983	MORDECAI, Art	1983-84
LOVE, Kyle	2006-07-08-09	McCANN, Henry	1993-94-95-96	McREE, Alton	1976	MORGAN, Bob	1980-81-82
LOW, R.H.	1921-22-23	McCARDELL, Shane	2009-10-11-12	McWILLIAMS, L.M.	1920	MORGAN, Brett	2002-03-04-05
LOWE, Fred	1944-45	McCASKEY, Terrence	1996-97-98-99	McWILLIAMS, Tom	1944-46-47-48	MORGAN, Josh	1999-2000-01-02
LOWE, John	1983-84-85-86	McCLELLAND, S.F.	1895-96	McWILLIAMS, W.K.	1916-17	MORGAN, Rob	1996-97-98-99
LOWE, Jonathan	2004-05	McCLUER, Donald	1913	MEEK, Omri	1994	MORGAN, Tarus	2002
LUCKETT, J.E.	1922-23-24			MEES, J.H.	1924-25-26	MORGAN, William Earl	1955-56-57

GENERAL INFO

2013 BULLDOGS

COACHES

2012 SEASON  
RECAP

FOOTBALL  
HISTORY

TEAM RECORDS

INDIVIDUAL  
RECORDS

STADIUM  
RECORDS

BOWLS



# LETTERWINNERS

GENERAL INFO	MORGANTI, Fred	1944-45-47	O'CONNOR, Cliff	1948-49	PHILLIPS, Bob	1976	RAY, R.V.	1940-41-42
	MORRELL, Al	1967-68	ODEN, C.S.	1915	PHILLIPS, Bob	1987-89	REAGH, I.C.	1934-35-36
	MORRELL, Tommy	1990-91-92-93	ODOM, Jerry	1947	PHILLIPS, F.M.	1929	REDDOCH, Bert	1934-35-36
	MORRIS, Don	1952-53-54	ODOM, Reggie	2009-10	PHILLIPS, Hank	1985-86-87-88	REDMOND, James	2003
	MORRIS, E.S.	1907-08	OGDEN, Charles	1930-31-32	PHILLIPS, John	2011	REED, C.R.	1965-66
	MORRIS, Todd	1988-89-90	O'NEAL, Gabe	2004-05-06-07	PICKENS, W.H.	1926-27-28	REED, Harland	1964-65-66
	MORRIS, Tom	1952-53	O'QUINN, Jasper	2007-08	PICKLE, Ike	1934-35-36	REED, Joe	1969-70
	MORROW, Bill	1950	OSBOURNE, Ray	1959-60-61	PILLOW, George	1932-33-34	REED, Joseph R.	1964-65
	MORROW, Grover	1933	OSWALT, J.A.	1916	PILLOW, Robert	1942-46	REES, Gavin	1974-75-76-77
	MORROW, Robert	1994	OVERSTREET, Hugh	1903-04	PILLOW, W.N.	1895	REESE, Matt	1991
2013 BULLDOGS	MOTT, J.C.	1921-22	OWENS, David	1949-50	PILLOW, Watson	1971	REESE, R.	1916
	MOULDS, Eric	1993-94-95	OYEFESOBI, Michael	2001-02	PITTMAN, C.	1927-28-29	REID, Bo	1950-51-52
	MUNCHAUSEN, Louis	1937			PITTMAN, Charles	1949-51	REID, Fred	2001-02-03-04
	MUNIZ, Archie	2011-12			PITTMAN, Hilton	1966-67-68	REID, W.D.	1905
					PITTMAN, Jim	1947-48-49	RELF, Chris	2009-10-11
	MUNSCH, Al	1953			PITTMAN, Oren	1935-36-37	RENCHE, Varner	1985-86-87
	MURPH, Darwin	1981			PITTS, Walter	1976	REULE, P.A.	1912
	MURPHY, Billy	1941-42-46			PLUMMER, Bruce	1983-84-85-86	RHEA, Rube	1971
	MURRAY, Stan	1972-73-74			PLUMP, Greg	1991-92-93	RHOADES, Andy	1966-68
	MUSSELWHITE, W.B.	1936			POLK, S.T.	1909	RHOADES, Glenn	1965-66-67
COACHES	MYERS, Jerry	1985-86-88-89			POLLARD, H.T.	1907-08-09-10	RHOADES, Ray	1948
	MYERS, W.J.	1922			POLOVINA, Pete	1950-51	RHOADES, S.W.	1909-10-11
	MYLES, Eddie	1987-88-89-90			POORE, Eric	1983-84-85	RHOADES, Stan	1944-45
	MYLES, Jimmie	1991-92-93-94			PORTER, Alonzo	1993-94	RHODEN, Marcus	1964-65-66
	MYLES, Toby	1994-95			PORTER, Jay	1979	RIALS, Harold	1986
	MYRICK, Bo	1977-78			PORTER, Jerald	1974-75-76-77	RICE, Carlton	2004-05-06
	MYRICK, Gordon	1955-56			POTEETE, Jim	1957-58	RICHARDSON, Derrick	1982-83-84
					POTTER, F.E.	1912-13	RICHARDSON, O.W.	1981-82
					POTTS, R.H.	1902	RICHMOND, W.L.	1932-33-34
					POWELL, Andrew	2003-04-05-06	RICKMAN, Jack	1973-74
2012 SEASON RECAP					POWERS, Floyd	1958-59-60	RICKS, J.R.	1901
					PRATHER, Pig	1998-99-2000-01	RICKS, W.B.	1926
					PREMONT, David	1977-78-79-80	RIDDELL, Josh	2007
					PRENTISS, Kevin	1997-98	RIDDLEY, Otis	2003
					PRESCOTT, Bob	1919	RILEY, Co-Eric	2007-08
					<b>PRESCOTT, Dak</b>	<b>2012</b>	RILEY, Mike	1988-89-90-91
					PRESSLEY, Bobby	1998-99	ROBBINS, F.W.	1917
					PRICE, Dave	1935-36-37	ROBERSON, Ken.	1996-97-98, 2000
					PRICE, Jerry	1979-80-81-82	ROBERSON, Murphy	1951-52-53
					PRICE, Orlie	1931-32	ROBERTS, Kenny	1989-90-91-92
FOOTBALL HISTORY					PRICE, R.N.	1938-39-40	ROBERTSON, Bo	1980
					PRICE, Steve	1979	ROBERTSON, Derrell	1988-89
					PRICE, Stoney	1995-96-97	ROBERTSON, Dwayne	2000-01
					PRIESTER, Bill	1960-61	ROBERTSON, Joe	1952
					PRINCE, Carl	1981-82	ROBERTSON, Tony	1987-88-89-90
					PRINCE, Rodney	2007-10	ROBINSON, Alvin	1983-84-85-86
					PRINCE, William	1989-90-91-92	ROBINSON, Calvin	1983-84-85-86
					PROSSER, Will	2003-04-05-06	<b>ROBINSON, Damien</b>	<b>2011-12</b>
					PRUITT, Dale	1988-89	ROBINSON, Deljuan	2003-04-05-06
					PURNELL, Hawes	1932-33-34	ROBINSON, Delmon	2008
TEAM RECORDS					PYRON, Shag	1949-50-51	ROBINSON, Don	1945-48-49
							<b>ROBINSON, Josh</b>	<b>2012</b>
							ROBINSON, Michael	1986-88
							ROBINSON, Sleepy	1990-91-92
							RODRIGUEZ, Wallace	1961-62
							ROGERS, Casey	2005-06
							ROGERS, Kenny	1973
							ROGERS, Kenny	1982-83-84-85
							ROGERS, Tim	1994-95
							ROGERS, W.M.	1906
INDIVIDUAL RECORDS							ROGERS, Will	2002-03-04
							ROMANOFF, Alex	1970
							ROSE, C.M.	1908
							ROSE, W.C.	1909
STADIUM RECORDS								
BOWLS								

# LETTERWINNERS



ROSENBERG, Dick	1951	SHAMBURGER, Sonny	1967	SMITH, Robert	1985	SUMMERS, Anthony	2006
ROSETTI, Jerry	1965-66	SHANKS, Don	1967-68	SMITH, Scott	1982	SWAIN, Chris	2003-04
ROSS, Jim	1954-55-56	SHARPE, O.J.	1960	SMITH, Tobias	2010-11-12	SWEARENGEN, Larry	1962-63-64
ROYE, J.L.	1932	SHAW, M.J.	1913-14-15-16	SMITH, Truett	1946-47-48	<b>SWEDENBURG, Baker</b>	<b>2011-12</b>
RUCKER, Bill	1966	SHAW, Robert	1960-61	SMITH, Williams	1932-33-34	SWILLY, Billy	1938
RUCKER, Jack	1949-50	SHEFFIELD, Lanny	1971	SMITH, Zach	2007-08-09-10	SWILP, John	1954-55
RUDD, E.I.	1909	SHEGOG, Andri	1984-85	SMITHART, Terry	1968-69	SWOOPES, Demetruis	1986
RUFFIN, D.A.	1912-13	SHELL, Tony	1988-89-90	SMOOT, Fred	1999-2000	SWOOPES, Pat	1982-83-84-85
RUFFIN, R.	1913	SHELTON, Ben	2006-07	SNYDER, Dannie	2001		
RUFFIN, Red	1937-38	SHEPHERD, Billy	1951-52-54	SOILEAU, Joe	1976-77-78		
RUSCOE, Ben	1949-50	SHEPHERD, J.T.	1950-51	SOSEBEE, Major	2009	<b>T</b>	
RUSCOE, Herb	1956-57	SHERMAN, Paul	1986	SOUTHWARD, Billy	1970-71-72	TAIT, Art	1947-48-49-50
RUSH, Dereck	1996-97	SHERROD, Derek	2007-08-09-10	SPARKS, J.C.	1903	TAIT, Jim	1955-56
RUSHING, Dennis	1971	SHERROD, Dezmond	2004-05-06-07	SPARKS, John	1962-63	TAITE, Derrick	1993-94-95-96
RUSHING, J.B.	1958	SHIRLEY, Scott	1980	SPENCER, Chris	2009-10	TANKSLEY, Perry	1976-77
RUSHING, Tom	1950-51	SHIVERS, Wes	1998-99	SPIVEY, Robert	2001-02-03	TATE, H.	1904-05-06
RUSS, Andy	1993-94-95-96	SHUFF, Ted	1942-46	SPURLOCK, K.L.	1913-14-15-16	TATE, Roosevelt	2003
RUSSELL, Adam	1995	SHUMAKER, Bryan	2000	STACY, Benny	1959-60-61	TAYLOR, C.K.	1902
RUSSELL, Bo	1986-87-88-89	SHUMPERT, William	2011	STACY, Billy	1956-57-58	TAYLOR, J.A.	1920-21
RUSSELL, C.E.	1918-19	SHUTE, Pat	1958-59-60	STACY, Bobby	1960-61	TAYLOR, Jerry	1948-49
RUSSELL, Freddy	1967-68-69	<b>SIDDOWAY, Charles</b>	<b>2012</b>	STAINBROOK, Max	1947-48-49-50	TAYLOR, Leslie	1931-32-35
RUSSELL, J.G.	1904	SIDORIK, Al	1942-46	STALLWORTH, Arnill	2006-07-08-09	TAYLOR, Michael	1985-86-87-88
<b>RUSSELL, Tyler</b>	<b>2010-11-12</b>	SIGNAIGO, Nick	2003-04	STALLWORTH, Chris	1991-92-93	TAYLOR, Shaun	1994
RUTLAND, Tray	2006	SIJANSKY, Kevin	1998-99, 2001-02	STANFORD, Carl	1963	TEMPLE, Keith	1973-74
RUTLEDGE, J.F.	1896	SIKES, Carl	1931-32-33	STANLEY, Jack	1948	TERRELL, Carl	1985-86
RYE, Jerry	1979	SILVERI, Joe	1954	STANSEL, H.S.	1913	TERRY, Roland	2007
		SIMMONS, Crosby	1948	STANTON, Bill	1953-54-55	THAMES, Anthony	1988-89-91
<b>S</b>		SIMMONS, M.L.	1913-14-15	STEADMAN, C.W.	1935-36-37	THAMES, Dennis	2010
SAAB, Louis	1973-74	SIMMONS, Michael	1984-85-86-87	STEPHENS, Con.	1998-99-2000-01	THAMES, G.T.	1959
SABBATINI, Frank	1954-55-56	SIMPSON, Barrin	1996-97-98-99	STEPHENS, Durwood	1968	THAMES, Robert	1935-36
SADLER, Robert	1939	SIMPSON, Roger	1988	STEPHENS, P.E.	1923-25	THOMAS, Bennie	1983-84
SAGET, Don	1965-66-67	SIMS, J.B.	1974-75	STEVENS, Bill	1965	THOMAS, Bill	1966-68
SAIA, Joseph	1944-45	SIMS, Stan	1984-85-86-87	STEVENS, Lenny	1967	THOMAS, E.F.	1937-38
SANDERS, Danny	1981-82-83-84	SIRMONES, C.J.	1999	STEWART, Bill	1950-51	THOMAS, Jack	1968-69
SANDERS, Harold	1934	SISK, Bob	1957-58	STEWART, Buck	1950	THOMAS, Randy	1997-98
SANDERS, Joey	2004-05-06	SISK, Dwight	1967	STEWART, Corbin	2012	THOMAS, Tron	1997-98-99-2000
SANDERS, R.D.	1917	SISTRUNK, R.L.	1929	STEWART, David	2001-02-03-04	THOMPSON, Derrick	2000-01
SANDERS, Ricco	2010-11	<b>SKINNER, Deontae</b>	<b>2010-11-12</b>	STEWART, Kenny	1988-89-90-91	THOMPSON, Eddie	1929-30-31
SANFORD, Carl	1963	SKIPPER, Frank	1958-59	STEWART, R.H.	1916	THOMPSON, Glen	2001-02
SANGSTER, Jer.	1985-86-87-88	SLAY, Darius	2011-12	STEWART, Reggie	1987-88-89-90	THOMPSON, H.S.	1938
SANTAGATA, Rich	1966	SLOAN, R.L.	1917	STIGERS, Trevor	2009-10	THOMPSON, L.R.	1925-26-27
SANTILLO, John	1952-53	SLUDER, Kevin	1996-97-98-99	STILLWELL, Robbie	1997	THOMPSON, L.R.	1972-73-74
SARTIN, Bill	1990-91-92-93	SMITH, Allan	1994-95-96-97	STONE, H.L.	1923-24-25	THOMPSON, W.L.	1896
SARTOR, Tony	1980-81-82	SMITH, B.W.	1918	STONE, L.H.	1927-28-29	THORNTON, Brandon	2005-06
SAULSBERRY, Quentin	2008-09-10-11	SMITH, Brent	1993-94-95-96	STONE, Willie	1933-34-35	THORNTON, Mack	1971
SAUNDERS, H.A.	1934	SMITH, Brent	2002-03	STOOTS, Steve	1970	THORPE, H.D.	1941-42
SAUNDERS, W.B.	1922	SMITH, Charles	1934-35	STOUT, Randy	1997	THORNTON, Clint	1991-92
SAVLEY, T.S.	1908-09	SMITH, Charlie	1961	STOWERS, Curtis	2000-02-03	THREADGILL, Bruce	1975-76-77
SAXTON, Curtis	1942	SMITH, Chris	2009-10-11-12	STOWERS, Curtis Hill	1978-79-80-81	THREADGILL, Tyler	2004-06-07
SCALES, Walter	1930-31	SMITH, David	1968-69-70	STOWERS, Rodney	1989-90	TOHILL, Billy	1959-60
SCAMARDO, Don	1981-82-83	SMITH, Don	1983-84-85-86	STRAHAN, Tommy	1971-72-73	TOPP, J.S.	1937-39
SCHAFFHAUSER, Gary	1977-79-80	SMITH, Ed	1957-58-59	STRAUDER, Anthony	2005-06-07-08	TOUCHET, Jim	1972-73-74
SCHEER, Stu	1966-67-68	SMITH, Edward	1997-98	STREET, Mitchell	1978	TOUPS, Bubba	1976
SCHEIDER, Carl	1948	SMITH, Emmitt	1998	STRICKLIN, Basil	1949-50-51	TRACY, Shawn	1988
SCHOENROCK, Bill	1957-58-59	SMITH, F.M.	1910	STUART, C.E.	1924-25	TRAMMEL, Bubber	1956-57-58
SCHWILL, Otto	1915-16	SMITH, Jamayel	2006-07-08	STUART, James	1945-46-47-48	TRAPP, Joey	2011-12
SCOTT, Don	1915-16	SMITH, James	1973-74	STUBBS, A.B.	1936	TRAVIS, Lateef	1992-93
SCOTT, Edward	1937	SMITH, Jondrea	2000	STUVER, Vic	1952	TRIBBLE, Bobby	1956-57-58
SCOTT, McKinley	2002-03-04	SMITH, Kenwoynne	1995-96-97-98	SUBER, Scott	1953-54-55	TRIPSON, John	1938-39-40
SCOTT, Paul	1930	SMITH, Milton	1986-87-88-89	SUDA, George	1953-54	TROGDON, Mark	1975-76-77
SEAL, Leo	1909-10	SMITH, Murray	1958	SUDDUTH, Wilburn	1923	TROTTER, H.M.	1902
SEAL, Leo Jr.	1947-48	SMITH, O.L.	1926-27	SUGGS, Walter	1958-59-60	TRUITT, Olanda	1992
SEARS, Corey	1994-95	<b>SMITH, Preston</b>	<b>2011-12</b>	SUMMEROUR, A.R.	1928-29	TRUSS, F.W.	1916
SHAMBURGER, Charles	1939	SMITH, Reggie	1987	SUMMEROUR, John	1930-32	TUBBS, Darius	2000-01-02
						TUCKER, Donald	2000-01-02

GENERAL INFO

2013 BULLDOGS

COACHES

2012 SEASON  
RECAP

FOOTBALL  
HISTORY

TEAM RECORDS

INDIVIDUAL  
RECORDS

STADIUM  
RECORDS

BOWLS



# LETTERWINNERS

GENERAL INFO						
	NAME	YEARS	NAME	YEARS	NAME	YEARS
2013 BULLDOGS	TULLOH, John	1950-51	WATSON, Pat	1962-63-64	WILLIAMS, Mikel	1982-83-84
	TULLOS, Toxie	1938-39-40	WATSON, Tommy	2000-01	WILLIAMS, Nate	1990-91
	TURNER, John	1937-38-39	WATSON, W.A.	1907	WILLIAMS, Rickey	1976-77-78-79
	TURNER, Melvin	1983	WATTS, Sam	2011	WILLIAMS, Robert	1945
	TURNER, Michael	2012	WEATHERLY, Charles	1957-58	WILLIAMS, Sam	2010-11-12
	TURNER, Nick	2002-03	WEATHERS, Brad	2002	WILLIAMS, W.J.	1909-10-11-12
	TURNER, Tee	1978-81	WEAVER, Mackie	1960-61-62	WILLIAMSON, Karl	1991-92-93
	TURNIPSEED, Clint	1978-79	WEAVER, Richard	1963-64-65	WILLIAMSON, Ke.	1997-98-99-2000
	TUTOR, Elmer	1930-31-32	WEBB, A.B.	1920	WILLINGHAM, D.T.	1926
	TYLER, Breck	1977-78	WEBB, Hurst	1933	WILSON, Brandon	2010-11
COACHES			WEBB, Jimmy	1972-73-74	WILSON, Calvin	2005
			WEBB, Thomas	2009-10	WILSON, Elmer	1982-83-84
			WEED, Oscar	1936-37-38	WILSON, Reggie	1994
			WEEKS, L.R.	1916	WILSON, R.S.	1901-02-03-04
			WEEKS, Shed Hill	1932-33	WILSON, W.P.	1920
			WEEMS, Joseph	1934	WILSON, Zerk	1951-52-53
			WEISSINGER, G.C.	1918-19	WINDHAM, Jonny	1961-62-63
			WELCH, Lee	1959-60-61	WINDHAM, Lamar	1980-81-82-83
			<b>WELLS, Matthew</b>	<b>2011-12</b>	WINSTEAD, H.D.	1945
			WELLS, P.L.	1911-12-13-14	WISEMAN, R.C.	1927-28-29
2012 SEASON RECAP			WELLS, W.C.	1927	WISHMAN, M.F.	1931-32-33
			WESLEY, Quinton	2006-07	WISNER, Jason	1991-93-94
			WEST, Danny	1971-72-73	WOFFORD, W.J.	1901
			WEST, Mike	1973	WOHLERT, Steve	1976-77-78
			WESTBROOK, Jim	1994-95	WOHNER, Collins	1940-41
			WESTERFIELD, Scott	1999-2000	WOITT, Johnny	1965-67
			WHALEY, Steve	1969-70-71	WOLVERTON, M.L.	1944
			WHEELER, James	1944	WOMACK, Floyd	1997-98-99-2000
			WHIPPLE, Jermaine	1995	WONSLEY, Elmore	2001-02
			WHITAKER, Joe	1904-05-06	WONSLEY, George	1980-81-82-83
FOOTBALL HISTORY			WHITE, Benton	1956-57	WOOD, Gene	1967-68-69
			WHITE, Chris	2009-10	WOODARD, Marc	1989-90-91-92
			WHITE, George	1997-98-99-2000	WOODBERRY, Lamont	1996-97
			WHITE, J.J.	1929	WOODS, Earl G.	1980
			WHITE, James	1940-41-42	WOODS, Jerry	1966
			WHITE, Jordan	1997	WOODWARD, J.W.	1908
			WHITE, Lavelle	1957-58-59	WOOTEN, O.B.	1905-06-07
			WHITE, Mark	1974-75-76-77	WORD, Herbert	1973
			WHITE, Steve	1975-76-77	WORLEY, Lewis	1932-33
			WHITENER, Stuart	1984	WRIGHT, Brandon	2002-03
TEAM RECORDS			<b>WHITLEY, Nickoe</b>	<b>2010-11-12</b>	WRIGHT, Brian	1992-93-94-95
			WHITLOCK, Rod	1989-90	WRIGHT, Carroll	1930-31
			WHITTINGTON, W.L.	1960	WRIGHT, Demetric	2001-03
			WICHMAN, Marcus	1931-32-33	WRIGHT, K.J.	2007-08-09-10
			WIELGOSZ, S.F.	1934	WRIGHT, Sam	1987-88-89
			WIER, J.M.	1927-28	WYATT, Matt	1996-97-98-99
			WILBANKS, Austin	2008-09	WYMS, Ellis	1997-98-99-2000
			WILBANKS, Scott	1983-84-85		
			WILBANKS, W.H.	1925		
			WILDER, O'neal	2009		
INDIVIDUAL RECORDS			WILEY, Arthur	1978-79		
			WILKERSON, Bill	1972		
			WILLIAMS, Albert	1987-88-89-90		
			WILLIAMS, Andre	1995		
			WILLIAMS, Darren	2002-03-04		
			WILLIAMS, Edward	1989-91-92		
			WILLIAMS, Forest	2000		
			WILLIAMS, Greg	1980-81		
			WILLIAMS, James	1986-87-88-89		
			WILLIAMS, Justin	2006-07		
STADIUM RECORDS			WILLIAMS, LaMarcus	2007-08		
			WILLIAMS, Larry	1994-95		
			WILLIAMS, Louis	1945-47-48-49		
			WILLIAMS, Max	1953-54-55		
BOWLS						

YOUNGBLOOD, Torrey 1994  
YOUNGER, Mike 1972-73  
YOUNGER, Paul 1948-49-50

## Z

ZANDERS, Calvin 1982-83  
ZERINGUE, Lynn 1968-69  
ZIMMERMAN, Bill 1952-53-54  
ZINNIMON, Dennis 1981

2013 MSU roster players in bold

## ALL-AMERICANS

**KEY TO AWARD OUTLETS:** AP-Associated Press; ATHLETIC PUB.-Athletic Publication; CAMP-Walter Camp Football Foundation; CBS-CBSsports.com; COACHES-American Football Coaches Association; CS-College Sports; FN-Football News; FWAA-Football Writers Association of America; INS-International News Service; KODAK-Kodak; MIZLOU-Mizlou; NCAA GUIDE-NCAA Guide; NEA-Newspaper Enterprise Association; NYN-New York News; PFW-Pro Football Weekly; PS-Phil Steele; RIVALS-Rivals.com; SCOUT-Scout.com; SI-Sports Illustrated; SPORT-Sports Magazine; TSN-The Sporting News; UPI-United Press International; WILLIAMSON-Williamson.

- 1940:** Hunter Corhern, OG (2nd AP)  
Erwin "Buddy" Elrod, E (NCAA GUIDE)
- 1944:** Tom "Shorty" McWilliams (2nd AP)
- 1951:** Joe Fortunato, FB (ATHLETIC PUB.)
- 1953:** Jackie Parker, QB (FWAA-Look)
- 1954:** Hal Easterwood, C (FWAA-Look)
- 1955:** Scott Suber, OG (NEA)  
Art Davis, HB (FWAA-Look)
- 1957:** Billy Stacy, QB (2nd INS)
- 1960:** Tom Goode, OC (KODAK)
- 1963:** Tommy Neville, DT (2nd AP)  
Pat Watson, OC (WILLIAMSON)
- 1967:** D.D. Lewis, LB (NEA, NYN)
- 1972:** Frank Dowsing, DB (FN)  
Ken Phares, DB (2nd COACHES)
- 1974:** Jimmy Webb, DE (COACHES, CAMP)
- 1976:** Stan Black, S (NEA)  
Ray Costick, LB (2nd AP)  
Harvey Hull, NG (2nd UPI)
- 1980:** Mardye McDole, WR (TSN)
- 1981:** Glen Collins, DT (TSN)  
Johnie Cooks, LB (AP, NEA, FWAA, TSN, FN)  
Billy Jackson, DE (SPORT)
- 1982:** Wayne Harris, OG (3rd FN, TSN, MIZLOU)
- 1990:** Ricky Byrd, OG (3rd AP)
- 1991:** Nate Williams, DL (3rd FN)
- 1992:** John James, OT (2nd FN)
- 1994:** Jesse James, OG (3rd AP)
- 1995:** Walt Harris, DB (1st CS, 2nd UPI)
- 1998:** Eric Allen, C (2nd TSN)  
James Johnson, TB (2nd TSN)  
Randy Thomas, OT (2nd TSN)
- 1999:** Ashley Cooper, S (2nd FN, 3rd AP, TSN)  
Barrin Simpson, LB (1st TSN)
- 2000:** Mario Haggan, LB (2nd TSN)  
Pig Prather, S (2nd TSN)  
Fred Smoot, CB (1st TSN, AP, CAMP)  
Pork Chop Womack, OT (1st AP; 2nd CAMP)

- 2010:** Derek Sherrod, OL (1st RIVALS, 1st CBS, 2nd CAMP, 2nd SI, 2nd SCOUT, 2nd AP, 2nd PS)
- 2011:** Fletcher Cox, DL (3rd AP, 1st PFW)
- 2012:** Johnthan Banks, DB (1st CAMP, 1st FWAA, 1st PS, 1st SCOUT, 1st LINDYS, 2nd AP, 2nd SI, 2nd CBS, 2nd ATHLON)  
**Gabe Jackson, OL (2nd PS, 2nd SCOUT, Honorable Mention SI, Honorable Mention PFW)**  
Darius Slay, DB (Honorable Mention PFW)

## FRESHMAN ALL-AMERICANS

- 1977:** Mardye McDole, WR (TSN, FN)
- 1980:** Billy Jackson, DE (TSN)
- 2009:** Corey Broomfield, DB (TSN)
- 2012:** Benardrick McKinney, LB (CBS, CFN, PS, SCOUT)

## NATIONAL FOOTBALL FOUNDATION HALL OF FAME

- 1955:** Bernie Bierman - Coach
- 1973:** Morley Jennings - Coach  
(Lettered at MSU in 1910-11)
- 1976:** Jackie Parker - Player
- 1983:** Darrell Royal - Coach
- 1991:** Allyn McKeen - Coach
- 2001:** D.D. Lewis - Player

## MSU IN THE HEISMAN VOTE

- 1944:** Tom "Shorty" McWilliams (10th)

## ALL-AMERICAN FOOTBALL FOUNDATION ALL-AMERICA TEAM

- 1994:** Eric Moulds, WR (1st)
- 1996:** Paul Lacoste, LB (2nd)
- 1997:** Robert Hicks, OL (1st)

## NATIONAL FOOTBALL FOUNDATION SCHOLAR-ATHLETE AWARDS

- 1972:** Frank Dowsing, DB
- 1989:** Bo Russell, DB
- 2010:** Derek Sherrod, OL

## BEDNARIK (DEFENSIVE PLAYER OF THE YEAR)

- 2012:** Johnthan Banks - semifinalist

## BUTKUS (LINEBACKER)

- 1995:** Dwayne Curry - semifinalist
- 1999:** Barrin Simpson - semifinalist

## LOU GROZA (PLACE-KICKER)

- 1993:** Tom Burke - semifinalist
- 1999:** Scott Westerfield - semifinalist
- 2000:** Scott Westerfield - semifinalist

## LOMBARDI (INTERIOR LINEMAN)

- 1981:** Johnie Cooks - semifinalist
- 1982:** Wayne Harris - semifinalist

## THORPE (DEFENSIVE BACK)

- 2000:** Fred Smoot - finalist
- 2001:** Pig Prather - semifinalist
- 2011:** Johnthan Banks - semifinalist
- 2012:** Johnthan Banks - WINNER

## NATIONAL COACH OF THE YEAR

- 1999:** Jackie Sherrill (Football News) - semifinalist

## DEFENSIVE PLAYER OF THE YEAR

- 2000:** Pig Prather - semifinalist  
Fred Smoot - semifinalist

## GTE REGION II COACH OF THE YEAR

- 1999:** Jackie Sherrill

## BROYLES (ASSISTANT COACH)

- 1999:** Joe Lee Dunn - finalist

## SENIOR CLASS AWARD

- 2012:** Johnthan Banks - finalist

## LOTT IMPACT TROPHY

- 2012:** Johnthan Banks - semifinalist

GENERAL INFO

2013 BULLDOGS

COACHES

2012 SEASON RECAP

FOOTBALL HISTORY

TEAM RECORDS

INDIVIDUAL RECORDS

STADIUM RECORDS

BOWLS



# HONORS

GENERAL INFO	2013 BULLDOGS	COACHES	2012 SEASON RECAP	FOOTBALL HISTORY	TEAM RECORDS	INDIVIDUAL RECORDS	STADIUM RECORDS	BOWLS
<b>ALL-SEC SELECTIONS</b>								
<b>1933:</b> Bobby Herrington, B (3rd AP)								Sonny Fisher, B (3rd UPI)
<b>1935:</b> Ike Pickle, B (1st AP) Chuck Gelatka, E (2nd AP) Willie Stone, G (3rd AP)								Hoyle Granger, B (3rd AP & UPI)
<b>1936:</b> Chuck Gelatka, E (3rd AP) Alex Lott, T (3rd AP)								Tommy Inman, E (3rd UPI)
<b>1938:</b> Malcolm Gray, T (3rd AP)								Pat Watson, G (2nd AP, 1st UPI)
<b>1939:</b> Buddy Elrod, E (2nd AP) John Goolsby, C (2nd AP) Jack Nix, B (3rd AP)								<b>1964:</b> Justin Canale, G (2nd AP, 3rd UPI) Hoyle Granger, FB (2nd AP & UPI)
<b>1940:</b> Hunter Corhern, G (1st AP) Buddy Elrod, E (1st AP) Harvey Johnson, B (2nd AP) John Tripson, T (2nd AP) Billy Jefferson, B (3rd AP)								Tommy Inman, E (2nd AP, 3rd UPI)
<b>1941:</b> Bill Arnold, T (2nd AP) Blondy Black, B (2nd AP)								Tommy Neville, DT (2nd AP & UPI)
<b>1942:</b> Blondy Black, B (2nd AP) Bob Patterson, E (2nd AP) Raymond Ray, G (2nd AP) Curtis Patterson, G (3rd AP)								Marcus Rhoden, HB (2nd AP)
<b>1944:</b> Hillery Horne, T (1st AP) Tom McWilliams, B (1st AP) Dub Garrett, T (2nd AP) Bill Hildebrand, E (3rd AP)								Pat Watson, DG (2nd AP, 1st UPI)
<b>1945:</b> Harper Davis, B (1st AP) Bill Hildebrand, E (1st AP) Graham Bramlett, B (3rd AP) Dub Garrett, T (3rd AP)								<b>1965:</b> Grady Bolton, DG (2nd AP) Marv Cornelius, DB (2nd AP)
<b>1946:</b> Tom McWilliams, B (1st AP) Dub Garrett, T (2nd AP) Harper Davis, B (3rd AP) Mike Harris, G (3rd AP)								Hoyle Granger, RB (2nd AP)
<b>1947:</b> Dub Garrett, T (1st AP) Tom McWilliams, B (1st AP) Harper Davis, B (3rd AP)								<b>1966:</b> D.D. Lewis, LB (1st AP & UPI) Bubba Hampton, OT (2nd AP)
<b>1948:</b> Tom McWilliams, B (1st AP) Harper Davis, B (3rd AP)								<b>1967:</b> D.D. Lewis, LB (1st AP & UPI) Glen Higgins, DT (2nd AP)
<b>1949:</b> Jerry Taylor, C (2nd AP)								<b>1968:</b> Sammy Milner, FL (1st AP & UPI) Tommy Pharr, QB (1st AP)
<b>1951:</b> Joe Fortunato, DB (1st AP) Billy Pynon, DT (2nd AP, 3rd UPI)								<b>1969:</b> Sammy Milner, E (1st AP & UPI)
<b>1952:</b> Jackie Parker, B (1st AP & UPI) Joe Fortunato, B (2nd AP & UPI) Bo Reid, C (2nd AP)								<b>1970:</b> David Smith, FL (1st AP & UPI) Chuck Dees, LB (2nd AP)
<b>1953:</b> Jackie Parker, B (1st AP & UPI) Hal Easterwood, C (3rd AP, 2nd UPI) Tom Morris, T (3rd AP)								Ken Phares, DB (2nd AP)
<b>1954:</b> Art Davis, B (1st AP & UPI) Hal Easterwood, C (1st AP, 2nd UPI) Bill Dooley, G (3rd AP, 2nd UPI)								<b>1971:</b> Frank Dowsing, DB (1st AP) Eric Hoggatt, LT (2nd AP)
<b>1955:</b> Scott Suber, G (1st AP & UPI) Art Davis, B (2nd AP & UPI) Jim Barron, T (3rd AP & UPI)								<b>1972:</b> Bill Buckley, WR (1st AP) Frank Dowsing, DB (1st UPI)
<b>1956:</b> Ron Bennett, E (1st AP & UPI) Billy Stacy, B (1st AP & UPI)								John David Calhoun, LB (2nd AP)
<b>1957:</b> Billy Stacy, B (1st AP & UPI) John Benge, E (3rd AP) Jack Benson, C (3rd AP, 2nd UPI) Jimmy Dodd, C (3rd UPI) Sam Latham, T (3rd AP)								Ken Phares, DB (2nd AP)
<b>1958:</b> Jack Benson, T (2nd AP & UPI) Billy Stacy, B (3rd AP, 2nd UPI)								Wayne Jones, RB (1st AP)
<b>1959:</b> Tom Goode, E (2nd AP, 3rd UPI) Walter Suggs, T (2nd UPI) LaVelle White, T (3rd AP)								Jimmy Webb, DE (2nd AP, 1st UPI)
<b>1960:</b> Tom Goode, E (1st AP & UPI) Walter Suggs, T (2nd UPI)								<b>1974:</b> Rocky Felker, QB (1st AP & UPI) Walter Packer, RB (1st AP)
<b>1961:</b> Johnny Baker, E (2nd AP & UPI) Howard Benton, T (2nd AP)								Jimmy Webb, DT (1st AP & UPI)
<b>1962:</b> Johnny Baker, E (1st AP, 2nd UPI) Pat Watson, G (3rd UPI)								Harvey Hull, LB (2nd AP)
<b>1963:</b> Tommy Neville, T (1st AP, 2nd UPI) Ode Burrell, B (2nd AP & UPI)								Sam Nichols, OG (2nd AP)
								<b>1975:</b> Richard Keys, OC (1st AP & UPI) Stan Black, DB (2nd AP)
								Ray Costict, LB (2nd AP)
								Harvey Hull, MG (2nd AP)
								Sam Nichols, OG (2nd AP)
								Walter Packer, RB (2nd AP)
								<b>1976:</b> Stan Black, DB (1st AP & UPI) Ray Costict, LB (1st AP & UPI)
								Harvey Hull, MG (1st AP & UPI)
								Richard Keys, OC (1st AP & UPI)
								Dennis Johnson, RB (2nd AP)
								Sam Nichols, OG (2nd AP)
								<b>1977:</b> Larry Gillard, DT (1st AP & UPI) Mark Trogdon, OT (2nd AP)
								<b>1978:</b> Dave Marler, QB (1st AP & UPI) Mardye McDole, WR (1st AP & UPI)
								Johnnie Cooks, LB (2nd AP)
								James Jones, RB (2nd AP)
								Tyrone Keys, DT (2nd AP)
								<b>1979:</b> Alan Hartlein, OG (2nd AP) Kenny Johnson, DB (2nd AP)
								Tyrone Keys, DT (2nd AP)
								Mardye McDole, WR (2nd AP)
								<b>1980:</b> Johnnie Cooks, LB (1st AP & UPI) Wayne Harris, OG (1st AP)
								Alan Massey, OT (1st AP)
								Mardye McDole, WR (1st AP)
								Glen Collins, DT (2nd AP)
								Tyrone Keys, DE (2nd AP)
								<b>1981:</b> Glen Collins, DT (1st AP & UPI) Johnnie Cooks, LB (1st AP & UPI)
								Rob Fesmire, DB (1st UPI)
								Billy Jackson, DE (1st AP & UPI)
								Wayne Harris, OG (1st AP & UPI)
								Jerry Price, TE (2nd AP)
								Michael Haddix, RB (2nd AP)
								<b>1982:</b> Wayne Harris, OG (1st AP & UPI) Billy Jackson, DE (1st UPI)
								Michael Haddix, RB (2nd AP)
								Danny Knight, WR (2nd AP, 1st UPI)
								<b>1983:</b> Billy Jackson, LB (1st AP & UPI)
								Corwyn Aldredge, TE (2nd Coaches')
								<b>1984:</b> Aaron Pearson, LB (2nd AP) Danny Sanders, OG (2nd AP)
								Pat Swoopes, DT (2nd AP, 1st UPI)
								<b>1985:</b> Rusty Brown, OG (2nd AP) Aaron Pearson, LB (2nd AP)
								Pat Swoopes, DT (2nd AP, 1st UPI)
								<b>1986:</b> Don Smith, QB (1st AP & UPI, Coaches')
								<b>1988:</b> James Williams, LB (2nd AP)
								<b>1989:</b> Mike Riley, P (1st AP) Jesse Anderson, TE (2nd AP)
								Ricky Byrd, OG (2nd AP)
								Bo Russell, DB (2nd AP)
								James Williams, ILB (2nd AP)
								<b>1990:</b> Ricky Byrd, OG (1st AP) Reggie Stewart, LB (1st AP)
								Mike Riley, P (2nd AP)
								<b>1991:</b> Keo Coleman, LB (1st AP) John James, OT (1st AP & Coaches')
								Daniel Boyd, LB (2nd AP)
								Nate Williams, NG (2nd AP, 1st Coaches')
								<b>1992:</b> Daniel Boyd, LB (1st AP, 2nd Coaches')
								John James, OT (1st AP & Coaches')
								Todd Jordan, P (1st AP & Coaches')
								Jerome Brown, DE (2nd Coaches')
								Lee Ford, C (2nd AP & Coaches')
								Willie Harris, WR (2nd AP & Coaches')
								Kelvin Knight, FS (2nd AP)
								Marc Woodard, LB (2nd Coaches')
								<b>1993:</b> Arley Gibson, NT (1st AP) Juan Long, LB (1st FN, 2nd Coaches')
								Walt Harris, DB (2nd Coaches')
								<b>1994:</b> Dwayne Curry, LB (1st AP & Coaches')
								Walt Harris, DB (1st AP & Coaches')
								Jesse James, OG (1st AP & Coaches')
								Brian Anderson, C (2nd Coaches')
								Kevin Bouie, RB (2nd Coaches')
								Eric Moulds, WR (2nd AP & Coaches')
								Kendell Watkins, TE (2nd Coaches')
								<b>1995:</b> Dwayne Curry, LB (1st FN, 2nd AP & Coaches')
								Walt Harris, DB (1st AP & Coaches' & FN)
								Eric Moulds, WR (1st Coaches', FN 2nd AP)
								<b>1996:</b> Dwayne Curry, LB (1st FN) Andy Russ, P (1st BN, 2nd AP & Coaches')
								Brent Smith, OT (1st AP & Coaches')
								Paul Lacoste, LB (2nd AP & Coaches')
								<b>1997:</b> Greg Favors, DE (1st AP & Coaches', FN)
								Robert Hicks, OL (1st Coaches', 2nd AP)
								Eric Allen, C (2nd AP)
								Eric Brown, DB (2nd AP)
								Brian Hazelwood, K (2nd AP & Coaches')
								Jeff Walker, P (2nd AP & Coaches')
								<b>1998:</b> Eric Allen, C (1st AP & FN, 2nd Coaches' & BN)
								J.J. Johnson, TB (1st AP & FN, Coaches', BN)
								Ed Smith, DE (1st AP & FN, 2nd Coaches' & BN)
								Brian Hazelwood, K (2nd BN)
								Kevin Prentiss, RS (2nd AP)
								Barrin Simpson, LB (2nd Coaches')
								Randy Thomas, OG (2nd AP & Coaches', BN)
								Jeff Walker, P (2nd AP & Coaches', BN)
								<b>1999:</b> Robert Bean, CB (1st AP & BN, 2nd Coaches')
								Ashley Cooper, S (1st AP & Coaches', BN, FN)
								Barin Simpson, LB (1st AP & Coaches', BN, FN)
								Fred Smoot (1st AP, 2nd Coaches')
								John Hilliard, DT (2nd Coaches')
								Wes Shivers, OG (2nd AP)
								Jeff Walker (2nd AP & Coaches')
								Scott Westerfield, PK (2nd AP & Coaches')
								<b>2000:</b> Mario Haggan, LB (1st AP) Pig Prather, DOG (1st AP, 2nd Coaches')
								Fred Smoot, CB (1st AP & Coaches')
								Pork Chop Womack, OT (1st AP & Coaches')
								Willie Blade, DT (2nd AP)
								Michael Fair, C (2nd AP & Coaches')
								Dicenzo Miller, TB (2nd AP & Coaches')
								Conner Stephens, DE (2nd AP)
								Scott Westerfield, PK (2nd AP)
								<b>2001:</b> Josh Morgan, FS (1st FN, 2nd AP) Pig Prather, DOG (1st AP, 2nd Coaches')
								Mario Haggan, LB (2nd AP)
								<b>2002:</b> Jason Clark, DE (2nd AP) Mario Haggan, LB (2nd AP)
								Brent Smith, PK (2nd AP)
								<b>2003:</b> Justin Jenkins, WR (2nd AP & Coaches')
								Nick Turner, TB (2nd AP)
								<b>2004:</b> Jared Cook, P (1st AP & Coaches')
								Ronald Fields, DT (1st AP)
								Willie Evans, DE (2nd AP)
								Jerious Norwood, TB (2nd AP & Coaches')
								David Stewart, OL (2nd AP)
								<b>2005:</b> Willie Evans, DE (1st AP & Coaches')
								Jerious Norwood, TB (2nd AP & Coaches')
								<b>2006:</b> Quinton Culberson, LB (1st AP & Coaches' & AP)
								Titus Brown, DE (2nd Coaches' & AP)
								Derek Pegues, DB (2nd Coaches')
								Deljuan Robinson, DT (2nd AP)
								<b>2007:</b> Derek Pegues, DB (1st AP & 2nd Coaches')
								Michael Brown, DE (2nd Coaches')
								Titus Brown, DE (2nd AP & Coaches')
								Jamar Chaney, LB (2nd Coaches')
								<b>2008:</b> Dominic Douglas, LB (2nd AP & 2nd Coaches')
								Derek Pegues (2nd Coaches')
								<b>2009:</b> Anthony Dixon (1st AP & 1st Coaches')
								Pernell McPhee (2nd AP & 2nd Coaches')
								Derek Sherrod (2nd Coaches')
								<b>2010:</b> Pernell McPhee (1st Coaches')
								Derek Sherrod (1st AP & 1st Coaches')
								Chris White (1st AP, 2nd Coaches')
								<b>2011:</b> Fletcher Cox (1st AP, 2nd Coaches')
								Vick Ballard (2nd AP)
								Johnthan Banks (2nd AP)
								<b>Gabe Jackson (2nd AP)</b>
								<b>2012:</b> Johnthan Banks (1st AP, 1st Coaches')
								Chad Bumphis (2nd AP)
								<b>Gabe Jackson (1st AP, 2nd Coaches')</b>
								Cam Lawrence (2nd AP, 2nd Coaches')
								<b>LaDarius Perkins (2nd AP)</b>
								Darius Slay (2nd Coaches')

**SEC COACH OF THE YEAR**

- 1940:** Allyn McKeen (Nashville Banner)  
**1957:** Wade Walker (Nashville Banner)  
**1963:** Paul Davis (AP)  
**1970:** Charley Shira (AP)  
**2007:** Sylvester Croom (AP, Coaches')

**NASHVILLE BANNER SEC MVP**

- 1940:** Erwin "Buddy" Elrod, E  
**1944:** Tom "Shorty" McWilliams, HB  
**1952:** Jackie Parker, QB  
**1953:** Jackie Parker, QB  
**1954:** Art Davis, HB  
**1974:** Rocky Felker, QB

**BIRMINGHAM QB CLUB MVP**

- 1953:** Hal Easterwood, Lineman  
 Jackie Parker, Back  
**1955:** Scott Suber, Lineman  
**1981:** Johnnie Cooks, Lineman  
**1998:** James Johnson, Back

**BIRMINGHAM TD CLUB SEC MVP**

- 1981:** Johnnie Cooks, LB

**JACOBS AWARD - SEC BLOCKER**

- 1948:** Truitt Smith  
**1954:** Charles Evans  
**1981:** Wayne Harris  
**1982:** Wayne Harris

**ATLANTA TOUCHDOWN CLUB AWARDS****SEC BACK OF THE YEAR**

- 1953:** Jackie Parker, QB

**SOUTHEAST AREA BACK**

- 1974:** Rocky Felker, QB

**SOUTHEAST AREA LINEMAN**

- 1981:** Johnnie Cooks, DL

**SOUTHEAST AREA OL OF THE YEAR**

- 1994:** Jesse James, OG

**SOUTHEAST AREA DB OF THE YEAR**

- 2000:** Fred Smoot, CB

**CONERLY TROPHY**

- 1998:** J.J. Johnson, RB  
**2005:** Jerious Norwood, RB  
**2009:** Anthony Dixon, RB  
**2010:** Chris White, LB

**SEC ALL-FRESHMAN**

- 1986:** Jesse Anderson, LB  
 Asa Bennett, DB  
 Tommy Parks, P  
**1987:** Eddie Myles, DB  
 Tony Robertson, OL  
 Robert Young, DL  
**1988:** Melvin Hawkins, LB  
 Mike Riley, P  
 Kenny Stewart, OL  
**1989:** John James, OL  
 Tony James, KR  
 Byron Jordan, OL  
 Kenny Roberts, RB  
 Rodney Stowers, DL  
 Marc Woodard, LB  
**1990:** Shea Bell, OL  
**1991:** Michael Davis, FB  
**1993:** Kenny Causey, WR  
 Dwayne Curry, LB  
**1994:** Conley Earls, LB  
 James Grier, DL  
**1996:** Kendall Roberson, FS  
 Matt Wyatt, QB  
**1998:** Dicenso Miller, TB  
**2000:** Jason Clark, LB

- 2001:** Ray Ray Bivines, PR (KNS)  
 Ronald Fields, NT (KNS, Coaches')  
**2002:** Jerious Norwood, KR (KNS)  
 Darren Williams, DB (KNS)  
**2003:** Quinton Culberson, DB (KNS, Coaches')  
 Donovan Davis, OL (KNS, Coaches')  
**2004:** Demario Bobo, DB (Coaches')  
 Titus Brown, LB (Coaches', TSN)  
 Eric Butler, TE (Coaches', TSN)  
 Corey Clark, DL (Coaches')  
 Jonathan Lowe, RB (Coaches', TSN)  
**2005:** Jamar Chaney, LB (Coaches')  
 Keith Fitzhugh, DB (TSN)  
 Anthony Littlejohn, LB (TSN, Coaches')  
 Blake McAdams, P (Coaches')  
 Derek Pegues, DB (Coaches')  
 Anthony Strauder, OL (TSN)  
**2006:** Anthony Dixon, RB (Coaches')  
 Jamon Hughes, LB (Coaches')  
 Craig Jenkins, OL (Coaches')  
**2007:** Wesley Carroll, QB (Coaches')  
**2008:** Charles Mitchell, DB (Coaches')  
 Quentin Saulsberry, OL (Coaches')  
**2009:** Johnthan Banks, DB  
 Corey Broomfield, DB  
 Chad Bumphis, WR  
 Fletcher Cox, DL  
**2010:** **Gabe Jackson, OL (Coaches')**  
**Nickoe Whitley, S (Coaches')**  
**2011:** **Kaleb Eulls, DE (Coaches')**  
**Malcolm Johnson, TE (Coaches')**  
**2012:** **Benardrick McKinney, LB (Coaches', ESPN, CBS Sports)**

**SEC PLAYER OF THE WEEK****OFFENSE**

- 1986:** Don Smith (9/6)  
 Don Smith (9/13)  
**1988:** Tony Shell (10/15)  
**1989:** Kenny Roberts (9/2)  
**1991:** Sleepy Robinson (10/12)  
 Sleepy Robinson (11/23)  
**1994:** Eric Moulds (11/5)  
**1998:** James Johnson (11/16)  
**2000:** Dicenso Miller (10/7)  
**2004:** Jerious Norwood (9/4)  
 Jerious Norwood (10/23)  
**2005:** Jerious Norwood (11/26)  
**2008:** Anthony Dixon (11/24)  
**2009:** Anthony Dixon (10/31)  
**2011:** Vick Ballard (9/5)  
**2012:** **Tyler Russell (9/8)**  
**Tyler Russell (11/19)**

**DEFENSE**

- 1985:** Cedric Corse (9/13)  
**1987:** Cedric Corse (11/21)  
**1988:** James Williams (9/10)  
**1989:** James Williams (11/25)  
**1990:** Reggie Stewart (10/27)  
 Reggie Stewart (11/17)  
**1991:** Daniel Boyd (9/7)  
 Daniel Boyd (10/26)  
**1992:** Daniel Boyd (10/4)  
 Kelvin Knight (10/11)  
**1993:** Juan Long (10/16)  
**1994:** Dwayne Curry (9/24)  
 Johnnie Harris (11/26)  
**1996:** Izell McGill (9/28)  
 Paul Lacoste (11/16)  
 Greg Favors (11/30)  
**1997:** Greg Favors (8/30)  
 Anthony Derricks (11/1)  
**1998:** Edward Smith (9/7)  
 Edward Smith (11/23)  
**1999:** Ashley Cooper (9/27)

- John Hilliard (10/11)  
 Ashley Cooper (11/8)  
 Barrin Simpson (11/29)  
**2000:** Josh Morgan (9/16)  
 Willie Blade (9/30)  
 Eugene Clinton (11/2)  
**2001:** Korey Banks (11/24)  
**2006:** Quinton Culberson (11/4)  
**2007:** Gabe O'Neal (9/8)  
 Derek Pegues (9/15)  
 Avery Hannibal (10/27)  
 Anthony Johnson (11/10)  
**2010:** Chris White (10/16)  
 Chris White (10/30)

**SPECIAL TEAMS (SINCE 2003)**

- 2003:** Brent Smith (10/6)  
 Nick Turner (11/17)  
**2004:** Jared Cook (10/23)  
**2006:** Derek Pegues (10/14)  
**2007:** Derek Pegues (11/23)

**OFFENSIVE LINEMAN (SINCE 2004)**

- 2004:** David Stewart (10/30)  
**2008:** J.C. Brignone (10/27)  
**2010:** Derek Sherrod (9/25)  
 Derek Sherrod (10/9)  
 Derek Sherrod (10/30)  
 Derek Sherrod (11/27)  
**2012:** Tobias Smith (10/15)

**DEFENSIVE LINEMAN (SINCE 2004)**

- 2005:** Willie Evans (9/17)  
**2008:** Jessie Bowman (9/15)  
**2009:** Pernell McPhee (9/21)  
 Pernell McPhee (11/28)  
**2011:** Fletcher Cox (10/10)  
 Fletcher Cox (10/17)  
 Fletcher Cox (10/31)  
 Fletcher Cox (11/28)

**FRESHMAN (SINCE 2009)**

- 2009:** Corey Broomfield (10/17)  
 Johnthan Banks (10/24)  
**2010:** **Tyler Russell (9/4)**  
**LaDarius Perkins (10/2)**  
**LaDarius Perkins (10/23)**  
**LaDarius Perkins (11/27)**  
**2012:** **Benardrick McKinney (10/8)**

GENERAL INFO

2013 BULLDOGS

COACHES

2012 SEASON  
RECAPFOOTBALL  
HISTORY

TEAM RECORDS

INDIVIDUAL  
RECORDSSTADIUM  
RECORDS

BOWLS

114

## ALL-TIME NFL ROSTER

ANDERSON, Jesse, TE  
Tampa Bay (1990-91), Pittsburgh (1992), Green Bay (1993)

BAKER, Johnny, LB  
Houston (1963-66), San Diego (1967)

**BALLARD, Vick, RB**  
**Indianapolis (2012-)**

**BANKS, Jonathan, DB**  
**Tampa Bay, (2013-)**

BARNES, Ernie, DT  
Baltimore (1983)

BEAN, Robert, DB  
Cincinnati (2000-02), Jacksonville (2002)

BELL, Aubrey, WR  
Houston (2009-)

BETHUNE, Bobby, DB  
San Diego (1962)

BLACK, Blondy, HB  
Buffalo [AAFC] (1946), Baltimore [AAFC] (1947)

BLACK, Stan, DB  
San Francisco (1977)

BLACKMORE, Richard, CB  
Philadelphia (1979-82), San Francisco (1983)

BLADE, Willie, DL  
Dallas (2001, 2003, 2005), Houston (2002), Jacksonville (2004)

BLOUNT, Lamar, E  
Miami [AAFC] (1946), Buffalo [AAFC] (1947), Baltimore [AAFC] (1947)

BONNER, Wade, S  
Philadelphia (2012)

**BOYD, Josh, DL**  
**Green Bay (2013-)**

BOUIE, Kevin, RB  
Philadelphia (1995), San Diego (1996)

BROWN, Eric, S  
Denver (1998-01), Houston (2002-04)

BROWN, Jerome, DE  
Cleveland (1993)

BROWN, Titus, DE  
Cleveland (2009-11)

**BUMPHIS, Chad, WR**  
**Miami (2013-)**

BURRELL, Ode, RB  
Houston (1964-69)

BUTLER, Eric, TE  
St. Louis (2009)

BYRDSONG, Shawn  
Baltimore (2002), New Orleans (2003)

CANALE, Justin, G  
Boston (1965-68), Cincinnati (1969)

CARMON, James, OL  
Buffalo (2012)

CARROLL, Herman, DE  
New Orleans (1994)

**CHANEY, Jamar, LB**  
**Philadelphia (2010-)**

CHERRINGTON, Dewayne, DL  
New England (2013)

**CLARK, Arceto, WR**  
**Seattle (2013-)**

CLARK, Louis, WR  
Seattle (1987-92), Green Bay (1993)

COLEMAN, Keo, LB  
N.Y. (1992), Green Bay (1993)

COLLINS, Glen, DE  
Cincinnati (1982-85), San Francisco (1987)

COOKS, Johnnie, LB  
Baltimore/Indianapolis (1982-88), N.Y. (1988-90), Cleveland (1991)

CORLEY, Elbert, C  
Buffalo [AAFC] (1947), Baltimore [AAFC] (1948)

COSTICT, Ray, LB  
New England (1977-80)

**COX, Fletcher, DT**  
**Philadelphia (2012-)**

CULBERSON, Quinton  
St. Louis (2007-2009), Carolina (2009)

DANIEL, Willie, DB  
Pittsburgh (1961-66), Los Angeles (1967-69)

DAVIS, Art, HB  
Pittsburgh (1956)

DAVIS, Dorsett  
Denver (2002-06)

DAVIS, Harper, HB  
Los Angeles [AAFC] (1949), Chicago (1950), Green Bay (1951)

DAY, Terry, DE  
N.Y. Jets (1997-98)

**DIXON, Anthony, RB**  
**San Francisco (2010-)**

DOCKERY, Kevin, DB  
N.Y. Giants (2006-2009), St. Louis (2010)

DOUGLAS, Dominic, LB  
St. Louis (2009)

EIDSON, Jim, OL  
Dallas (1976)

ELEY, Clifton, TE  
Minnesota (1987)

EVANS, Willie, DE  
Atlanta (2009-10)

FAVORS, Greg, LB  
Kansas City (1998), Tennessee (1999-01), Indianapolis/Buffalo (2002), Carolina/Jacksonville (2003), Jacksonville (2004-05)

FIELDS, Ronald, DT  
San Francisco (2005-08), Denver (2009-10), Carolina (2011)

FITZHUGH, Keith, DB  
New York Jets (2009)

FORTUNATO, Joe, FB  
Chicago (1955-66)

FREEMAN, Steve, DB  
Buffalo (1975-86), Minnesota (1987)

FRIDAY, Larry, S  
Buffalo (1987)

GARRETT, Dub, T  
Baltimore [AAFC] (1948-49), Chicago (1950)

GELATKA, Charles, E  
N.Y. Giants (1937-40)

GILLARD, Larry, DE  
N.Y. Giants (1978)

GOODE, Tom, C  
Houston (1962-65), Miami (1966-69), Baltimore (1970)

GOOLSBY, Jim, C  
Cleveland (1940)

GRANGER, Hoyle, FB  
Houston (1966-70, 72), New Orleans (1971)

GRIER, James, DT  
Buffalo (1998), New England (1999)

GRIFFITH, Justin, FB  
Atlanta (2003-05), Oakland (2006-08), Seattle (2009), Houston (2010)

HADDIX, Michael, RB  
Philadelphia (1983-88), Green Bay (1989-90)

**HAGGAN, Mario, LB**  
**Buffalo (2003-2009), Denver (2009-2011), St. Louis (2012-)**

HARMON, Clarence, RB  
Washington (1977-82), New Jersey [USFL] (1984-85)

HARNESS, Jim, HB  
Baltimore (1956)

HARRIS, Amos (Mike), G  
Brooklyn [AAFC] (1947-48)

HARRIS, Johnnie, DB  
Oakland (1999-01), N.Y. (2002-03)

HARRIS, Walt, CB  
Chicago (1996-01), Indianapolis (2002-03), Washington (2004-05), San Francisco (2006-2010), Baltimore (2010)

HARRIS, Willie, WR  
Buffalo Bills (1993), Green Bay Packers (1993), Chicago Bears (1993)

HARRISON, Granville, E  
N.Y. Giants (1941), Philadelphia (1941), Detroit (1942)

HAYES, Melvin, OT  
N.Y. Jets (1995), Houston (1996)

HENRY, Kevin, DE  
Pittsburgh (1993-00), Cincinnati (2001)

HICKS, Robert, OT  
Buffalo (1998-00)

HILLIARD, John, DL  
Seattle (2000-02)

HULL, Kent, C  
Buffalo (1986-96)

HUNT, Purvis, OG  
Houston (1995)

HUTSON, Brian, SS  
New England (1990)

JACKSON, Gerald, DB  
Kansas City (1979)

JACKSON, Kirby, DB

Los Angeles (1987), Buffalo (1987-93), Seattle (1993-94)

JAMES, Jesse, C  
St. Louis (1995-96)

JEFFERSON, Billy, HB  
Detroit (1941), Brooklyn (1942), Philadelphia (1942)

JENKINS, Justin, WR  
Philadelphia (2004-05), Buffalo (2007-09)

**JOHNSON, Antonio, DL**  
**Indianapolis (2008-)**

JOHNSON, Dennis, FB  
Buffalo (1978-79), N.Y. Giants (1980-81)

JOHNSON, James, RB  
Miami (1999-01), Cleveland (2002)

JOHNSON, Kenneth, DB  
Green Bay (1987-88)

JOHNSON, Kenny, DB  
Atlanta (1980-86), Houston (1986-89)

JONES, James, HB  
Dallas (1980-82, 1984-85)

KELLY, Reggie, TE  
Atlanta (1999-02, 2011), Cincinnati (2003-10)

**KELLY, Tommy, DL**  
**Oakland (2004-12), New England (2013-)**

KEYS, Tyrone, DE  
Chicago (1983-85), Tampa Bay (1986-87), San Diego (1988)

KOWALSKI, Reggie, E  
Brooklyn (1943-44), Boston (1945), Miami [AAFC] (1946)

LAWRENCE, Addison, OL  
Baltimore (2012)

**LAWRENCE, Cameron, LB**  
**Dallas (2013-)**

LEASY, Wesley, LB  
Arizona (1995-96)

LEE, Donald, TE  
Miami (2003-04), Green Bay (2005-10), Cincinnati (2011-12)

LEWIS, D.D., LB  
Dallas (1968, 70-81)

LONG, Lance, WR  
Arizona (2008-09), Kansas City (2009-11), Detroit (2012)

**LOVE, Kyle, DL**  
**New England (2010-12), Jacksonville (2013-)**

MANLEY, Joseph, C  
San Francisco (1953)

McCRRARY, Fred, FB  
Philadelphia (1995), New Orleans (1997), San Diego (1999-02), New England (2003), Atlanta (2004-05)

McDOLLE, Mardy, SE  
Minnesota (1981-83)

McKINLEY, Alvin, DL  
Carolina (2000), Cleveland (2001-06), Denver (2007-)

McKINLEY, Dennis, FB  
Arizona (1999-02)

**McPHEE, Pernell, DE**  
**Baltimore (2011-)**

McRAE, Brandon, WR  
St. Louis (2010)

McWILLIAMS, Tom "Shorty", HB  
Los Angeles [AAFC] (1949), Pittsburgh (1950)

**MITCHELL, Charles**  
**Atlanta (2012-)**

MONROE, Henry, DB  
Philadelphia (1979)

MOULDS, Eric, WR  
Buffalo (1996-05), Houston (2006), Tennessee (2007)

NEVILLE, Tommy, T  
New England (1965-77), Denver (1978), N.Y. Giants (1979)

NIX, Jack, HB  
Cleveland (1940)

NORWOOD, Jerious, RB  
Atlanta (2006-10), St. Louis (2011)

PACKER, Walter, RB-KR  
Seattle (1977), Tampa Bay (1977)

PATRICK, Mike, P  
New England (1975-78)

PEARSON, Aaron, LB  
Kansas City (1986-88)

PHARR, Tommy, QB  
Buffalo (1970)

PLUMMER, Bruce, DB  
Denver (1987-88, 90), Miami (1988), Indianapolis (1989), San Diego (1990)

REED, Joe, QB  
San Francisco (1972-74), Detroit (1975-79)

GENERAL INFO

2013 BULLDOGS

COACHES

2012 SEASON  
RECAP

FOOTBALL  
HISTORY

TEAM RECORDS

INDIVIDUAL  
RECORDS

STADIUM  
RECORDS

BOWLS



# BULLDOGS IN THE NFL

GENERAL INFO	ROBINSON, Deljuan, DT Houston (2007-09) <b>SAULSBERRY, Quentin, OG</b> <b>Minnesota (2012), Denver (2012-)</b> SEARS, Corey, DT Baltimore (1996), St. Louis (1998), Arizona (1999-00), Houston (2002-05) <b>SHERROD, Derek, OT</b> <b>Green Bay (2011-)</b> SHIVERS, Wes, OL Atlanta (2000-01) SIDORIK, Alex, T Boston (1947), Baltimore (1948-49) SIMMONS, Michael, DT New Orleans (1989-90) <b>SLAY, Darius, DB</b> <b>Detroit (2013-)</b> SMITH, Brent, OT Miami (1997-02), N.Y. Jets (2003-04), Jacksonville (2005) SMITH, Don, QB Tampa Bay (1988-89), Buffalo (1990) SMITH, Truett, QB Pittsburgh Steelers (1950-51) SMOOT, Fred, CB Washington (2001-04), Minnesota (2005-06), Washington (2007-09) STACY, Billy, QB Chicago/St. Louis (1959-63) <b>STEWART, David, OT</b> <b>Tennessee (2005-)</b> SUGGS, Walter, T Houston (1962-71) SWOOPES, Pat, DT New Orleans (1987, 89), Kansas City (1991) TAIT, Arthur, E Dallas (1952) THOMAS, Randy, OG N.Y. Jets (1999-02), Washington (2003-09) THREADGILL, Bruce, S San Francisco (1978) TRIPSON, John, T Detroit (1941) TRUITT, Olanda, WR L.A. Raiders (1993), Minnesota (1993), Washington (1994-95), Oakland (1996-97) WATKINS, Kendell, TE Dallas (1995-96) WEBB, Jimmy, DT San Francisco (1975-80), San Diego (1981) <b>WHITE, Chris, LB</b> <b>Buffalo (2011-)</b> WILLIAMS, Greg, DB Washington (1982-85) WILLIAMS, James, LB New Orleans (1990-94), Jacksonville (1995), San Francisco (1997-98), Cleveland Browns (1999) WOITT, John, DB San Francisco (1968-69) WOMACK, Pork Chop Seattle (2001-09), Cleveland (2009-10), Arizona (2011) WONSLEY, George, HB Indianapolis (1984-88), New England (1989) WOODARD, Marc, LB Pittsburgh (1993), Philadelphia (1993-96) <b>WRIGHT, K.J., LB</b> <b>Seattle (2011-)</b> WYMS, Ellis Tampa Bay (2001-05), Seattle (2006), Minnesota (2007) YOUNG, Glen, SE Philadelphia (1983), St. Louis (1984), Cleveland (1984-85, 87-88) YOUNG, Robert, DT Los Angeles/St. Louis (1991-95), Houston (1996)
2013 BULLDOGS	
COACHES	
2012 SEASON RECAP	
FOOTBALL HISTORY	
TEAM RECORDS	
INDIVIDUAL RECORDS	
STADIUM RECORDS	
BOWLS	

BULLDOGS IN THE NFL DRAFT			
Year	Rd	Pick	Name, Pos. Team
1937	10		Chuck Gelatka, E New York Giants
1940	12		Jim Goolsby, C Cleveland Rams
1941	6		John Tripson, T Detroit Lions
	7		Buddy Elrod, E Pittsburgh Steelers
	10		Harvey Johnson, B Brooklyn Dodgers
	12		Billy Jefferson, B Detroit Lions
	12		Arnie Moore, E New York Giants
1943	2		Blondy Black, B Brooklyn Dodgers
	22		Charles Yancey, B Washington Redskins
1944	2		Lamar Blount, B New York Giants
	4		Hillery Horne, T Philadelphia Eagles
	14		Elbert Corley, C New York Giants
	15		Billy Murphy, B Brooklyn Dodgers (AAFC)
	17		Kermit Davis, E Green Bay Packers
	19		Wally Matulich, B Cleveland Rams
	21		Mike Mihalic, G Brooklyn Dodgers (AAFC)
	22		Joe Warlick, B Cleveland Rams
	26		Anse Howard, E Green Bay Packers
	27		John Hughes, E Cleveland Rams
	29		Marty Frohm, T Brooklyn Dodgers (AAFC)
1945	12		Stan Rhoades, E New York Giants
1946	9		Mike Harris, G New York Giants
	10		Bill Hildebrand, E Green Bay Packers
	21		Charley Cadenhead, C Washington Redskins
1947	6		Elbert Corley, C Buffalo Bills
	11		Al Sidorik, T Boston Patriots
1948	2		Dub Garrett, T Chicago Bears
	2		Dub Garrett, T Baltimore Colts (AAFC)
	16	102	Wally Matulich, B San Francisco 49ers (AAFC)
	30		Truett Smith, B Chicago Bears
1949	2		Harper Davis, B Pittsburgh Steelers
	14		Murry Alexander, E Brooklyn Dodgers (AAFC)
	23		R.B. Patterson, G Detroit Lions
1950	1		Harper Davis, B Chicago Bears
	7		Truett Smith, B Pittsburgh Steelers
	17		Jerry Taylor, C Philadelphia Eagles
	26		Jim Pittman, B Chicago Cardinals
1951	22		Jack Rucker, B Philadelphia Eagles
	24		Tony Kotowski, E Philadelphia Eagles
	26		Billy Stewart, B Philadelphia Eagles
1952	7		Joe Fortunato, B Chicago Bears
	7		John Pace, T Cleveland Browns
	12		Jack Blount, T Philadelphia Eagles
	18		Bill Pyron, T Chicago Cardinals
1953	16		Ken Deloe, T Los Angeles Rams
	27		Jackie Parker, B Detroit Lions
	28		Joe Cimini, T Pittsburgh Steelers
1954	12		Hal Easterwood, C San Francisco 49ers
	24		Jim Barron, T Pittsburgh Steelers
1956	1		Art Davis, B Pittsburgh Steelers
	21		Jim Harness, HB Baltimore Colts
1958	29		Ken Irby, T Chicago Cardinals
1959	1		Billy Stacy, B Chicago Cardinals
	15		Jim Poteete, C Philadelphia Eagles
1961	2		Tom Goode, C Houston Oilers (AFL)
	3		Walter Suggs, T Houston Oilers (AFL)
	9		Bobby Bethune, B Chicago Bears
	12		Floyd Powers, G Buffalo Bills (AFL)
	17		Tom Goode, LB Detroit Lions
1962	15		Ray Osborne, T San Francisco 49ers
	18		Charles Furlow, QB Los Angeles Rams
	19		Lee Welch, HB Dallas Texans
1963	3		Johnny Baker, LB Los Angeles Rams
	7		Johnny Baker, E Houston Oilers (AFL)
	18		Bobby Garvin, T Cleveland Browns
1964	3		Ode Burrell, HB Green Bay Packers
	4		Ode Burrell, HB Houston Oilers (AFL)
	12		Howard Benton, T San Francisco 49ers
	20		Bob Dugan, T Buffalo Bills (AFL)
1965	6		Justin Canale, G Boston Patriots (AFL)
	7		Tom Neville, T Boston Patriots (AFL)
	7		Bill Moore, HB Kansas City Chiefs (AFL)
	9		Tom Neville, T Pittsburgh Steelers
	12		Justin Canale, G Cleveland Browns
1966	3		Dan Bland, HB San Francisco 49ers
	4		Hoyle Granger, FB Baltimore Colts
	5		Hoyle Granger, FB Houston Oilers (AFL)
	5		Grady Bolton, DT Miami Dolphins (AFL)
	8		Dan Bland, HB Houston Oilers (AFL)
	15		Grady Bolton, T Green Bay Packers

1967	9	236	Harland Reed, TE	Green Bay Packers
	15	388	Tom Foliard, LB	Boston Patriots
	16	394	Marcus Rhoden, FL	New Orleans Saints
1968	6	159	D.D. Lewis, LB	Dallas Cowboys
	13	340	George Barron, T	Philadelphia Eagles
1970	13	320	Jack Thomas, B	St. Louis Cardinals
1971	11	283	Joe Reed, QB	San Francisco 49ers
	13	325	Sammy Milner, WR	San Diego Chargers
	16	404	David Smith, WR	Cleveland Browns
1973	2	50	Ken Phares, DB	Pittsburgh Steelers
	16	391	Frank Dowsing, DB	Philadelphia Eagles
1974	6	137	Wayne Jones, RB	New York Jets
	11	267	Bill Buckley, WR	New York Jets
	14	343	Greg Fountain, G	New York Jets
1975	1	10	Jimmy Webb, DT	San Francisco 49ers
	5	117	Steve Freeman, DB	New England Patriots
	10	245	Rockey Felker, QB	Cincinnati Bengals
1976	2	55	Jim Eidson, G	Dallas Cowboys
	7	207	Larry Buie, DB	Los Angeles Rams
	11	302	Chuck Brislin, T	Atlanta Falcons
1977	4	100	Stan Black, DB	San Francisco 49ers
	8	203	Walter Packer, WR	Atlanta Falcons
	10	262	Harvey Hull, LB	Houston Oilers
	11	303	Ray Costick, LB	New England Patriots
1978	3	59	Dennis Johnson, RB	Buffalo Bills
	5	133	Bruce Threadgill, DB	San Francisco 49ers
	11	290	Larry Gillard, DT	Cleveland Browns
1979	7	180	Henry Monroe, DB	Green Bay Packers
	10	253	Dave Marler, QB	Buffalo Bills
	10	260	Gerald Jackson, S	Kansas City Chiefs
1980	3	80	James Jones, RB	Dallas Cowboys
	5	137	Kenny Johnson, DB	Atlanta Falcons
1981	2	39	Mardye McDole, WR	Minnesota Vikings
	5	113	Tyrone Keys, DE	New York Jets
	11	294	Willie Jackson, DB	Detroit Lions
	11	296	Larry Friday, DB	Cleveland Browns
1982	1	2	Johnie Cooks, LB	Baltimore Colts
	1	26	Glen Collins, DE	Cincinnati Bengals
	10	262	Curtis Stowers, LB	Atlanta Falcons
1983	1	8	Michael Haddix, RB	Philadelphia Eagles
	3	62	Glen Young, WR	Philadelphia Eagles
1984	4	103	George Wonsley, RB	Indianapolis Colts
1986	11	284	Pat Swoopes, NT	New Orleans Saints
	11	285	Aaron Pearson, LB	Kansas City Chiefs
1987	2	51	Don Smith, RB	Tampa Bay Buccaneers
	5	129	Kirby Jackson, CB	New York Jets
	9	250	Bruce Plummer, CB	Denver Broncos
	10	270	Louis Clark, WR	Seattle Seahawks
1988	7	192	Garry Frank, G	Denver Broncos
1989	8	213	Fred Hadley, WR	New Orleans Saints
	10	264	Anthony Butts, DT	Denver Broncos
1990	4	87	Jesse Anderson, TE	Tampa Bay Buccaneers
	6	158	James Williams, LB	New Orleans Saints
1991	5	116	Robert Young, DT	Los Angeles Rams
	9	250	Jerry Bouldin, WR	New York Giants
1992	4	96	Keo Coleman, LB	New York Jets
	8	215	Nate Williams, DT	Pittsburgh Steelers
1993	4	108	Kevin Henry, DE	Pittsburgh Steelers
	5	125	Olanda Truitt, WR	Los Angeles Raiders
	5	140	Marc Woodard, LB	Pittsburgh Steelers
	7	195	Willie Harris, WR	Buffalo Bills
1994	5	142	Herman Carroll, DE	New Orleans Saints
1995	2	59	Kendell Watkins, TE	Dallas Cowboys
	2	62	Jesse James, OG	St. Louis Rams
	4	106	Melvin Hayes, OT	New York Jets
	6	208	Fred McCrary, FB	Philadelphia Eagles
	7	210	Kevin Bouie, RB	Philadelphia Eagles
	7	224	Wesley Leasy, LB	Arizona Cardinals
1996	1	13	Walt Harris, DB	Chicago Bears
	1	24	Eric Moulds, WR	Buffalo Bills
1997	3	96	Brent Smith, OT	Miami Dolphins
	4	102	Terry Day, DT	New York Jets
1998	2	61	Eric Brown, DB	Denver Broncos
	3	68	Robert Hicks, OT	Buffalo Bills
	4	120	Greg Favors, LB	Kansas City Chiefs
1999	2	39	James Johnson, RB	Miami Dolphins
	2	42	Reggie Kelly, TE	Atlanta Falcons
	2	57	Randy Thomas, OG	New York Jets
	6	206	Dennis McKinley, FB	Arizona Cardinals

Current NFL Bulldogs in BOLD

2000	4	120	Alvin McKinley, DL	Carolina Panthers
	5	133	Robert Bean, DB	Cincinnati Bengals
	6	190	John Hilliard, DL	Seattle Seahawks
	7	237	Wes Shivers, OL	Tennessee Titans
2001	2	45	Fred Smoot, CB	Washington Redskins
	3	93	Willie Blade, DT	Dallas Cowboys
	4	128	Pork Chop Womack, OL	Seattle Seahawks
	6	183	Ellis Wymms, DL	Tampa Bay Buccaneers
2002	3	96	Dorsett Davis, DL	Denver Broncos
2003	4	121	Justin Griffith, FB	Atlanta Falcons
	5	156	Donald Lee, TE	Miami Dolphins
	7	228	Mario Haggan, LB	Buffalo Bills
2005	4	113	David Stewart, OL	Tennessee Titans
	5	137	Ronald Fields, DL	San Francisco 49ers
2006	3	79	Jerious Norwood, RB	Atlanta Falcons
2007	5	152	Antonio Johnson, DL	Tennessee Titans
2009	6	173	Anthony Dixon, RB	San Francisco 49ers
	7	220	Jamar Chaney, LB	Philadelphia Eagles
2010	1	32	Derek Sherrod, OL	Green Bay Packers
	4	99	K.J. Wright, LB	Seattle Seahawks
	5	165	Pernell McPhee, DL	Baltimore Ravens
	6	169	Chris White, LB	Buffalo Bills
2011	1	12	Fletcher Cox, DL	Philadelphia Eagles
	5	170	Vick Ballard, RB	Indianapolis Colts
	6	192	Charles Mitchell, S	Atlanta Falcons
2012	2	36	Darius Slay, DB	Detroit Lions
	2	43	Johnthan Banks, DB	Tampa Bay Buccaneers
	5	167	Josh Boyd, DL	Green Bay Packers

## MSU DRAFT RECORDS

(SINCE AFL-NFL MERGER IN 1967)

Most players drafted in a season: 6 (1995)

Most players drafted by same team: 3 by New York Jets (1974)

Most first-round picks: 2 (1982, 1996)

Most picks in first 2 rounds: 3 (1999)

Most picks in first 3 rounds: 3 (1999)

Most picks in first 4 rounds: 3 (1995, 1998, 1999, 2000, 2001)

Most picks in first 5 rounds: 3 (1993, 1995, 1998, 1999, 2001, 2010)

Most picks in first 100 players: 2 (10 times)

## SUPPLEMENTAL/EXPANSION DRAFTS

Year	Rd	Pick	Name, Pos.	Team
1966			Tom Goode, C	Miami Dolphins
1984	1	26	Danny Knight, WR	Miami Dolphins
1986	3	77	John Bond, QB	Cleveland Browns
1995			James Williams, LB	Jacksonville Jaguars

After winning the Jim Thorpe Award for the nation's best defensive back, Mississippi State All-American Johnthan Banks was selected 43rd overall in the 2013 NFL Draft by the Tampa Bay Buccaneers.



GENERAL INFO

2013 BULLDOGS

COACHES

2012 SEASON  
RECAP

FOOTBALL  
HISTORY

TEAM RECORDS

INDIVIDUAL  
RECORDS

STADIUM  
RECORDS

BOWLS



# TEAM SEASON RECORDS

GENERAL INFO

2013 BULLDOGS

COACHES

2012 SEASON  
RECAP

FOOTBALL  
HISTORY

TEAM RECORDS

INDIVIDUAL  
RECORDS

STADIUM  
RECORDS

BOWLS

## SEASON DEFENSIVE RECORDS

### INTERCEPTIONS

- 22 (1994)
- 19 (1970)
- 19 (2000)
- 19 (2012)
- 18 (1967)
- 18 (1977)
- 18 (1992)
- 18 (2007)
- 17 (1963)
- 17 (1972)
- 17 (2009)

### SACKS

- 39 (1996)
- 38 (1991)
- 36 (1998)
- 34 (1999)
- 33 (1989)
- 32 (1985)
- 31 (2000)
- 30 (2005)
- 27 (1997)
- 27 (2011)

### MOST SACKS

Season: 39 (1996)

### MOST PLAYS AGAINST

Season: 970 (2011)

### FEWEST PLAYS AGAINST

Season: 431 (1936)

Season (Since 1950): 504 (1958)

### MOST NET YARDS ALLOWED

Season: 5682 (2003)

### FEWEST NET YARDS ALLOWED

Season: 1010 (1936)

Season (Since 1950): 2070 (1963)

### LOWEST YARDS-PER-PLAY ALLOWED

Season: 2.34 (1936) [431 for 1010 yards]

Season (Since 1950): 3.34 (1999) [734 for 2448 yards]

### LOWEST YARDS-PER-GAME ALLOWED

Season: 101.0 (1936) [1010 in 10 games]

Season (Since 1950): 207.0 (1963) [2070 in 10 games]

### MOST TDS ALLOWED

Season: 61 (2003)

### FEWEST TOUCHDOWNS ALLOWED

Season: 4 (1936)

Season (Since 1950): 9 (1963)

## RUSHING DEFENSE

### MOST ATTEMPTS AGAINST

Season: 608 (1977)

### FEWEST ATTEMPTS AGAINST

Season: 328 (1936)

Season (Since 1950): 373 (1958)

### MOST NET YARDS ALLOWED

Season: 2853 (1986)

### FEWEST NET YARDS ALLOWED

Season: 505 (1940)

Season (Since 1950): 736 (1999)

### LOWEST YARDS-PER-RUSH ALLOWED

Season: 1.44 (1940) [350 for 505 yards]

Season (Since 1950): 1.83 (1999) [403 for 736 yards]

### LOWEST YARDS-PER-GAME ALLOWED

Season: 50.5 (1940) [505 in 10 games]

Season (Since 1950): 66.9 (1999) [736 in 11 games]

### FEWEST TOUCHDOWNS ALLOWED

Season (Modern Era): 2 (1936)

Season (Since 1950): 4 (1963)

## PASSING DEFENSE

### MOST INTERCEPTIONS

Season: 22 (1994)

### MOST ATTEMPTS AGAINST

Season: 446 (2010)

### FEWEST ATTEMPTS AGAINST

Season: 102 (1950)

### MOST COMPLETIONS ALLOWED

Season: 280 (2011)

### FEWEST COMPLETIONS ALLOWED

Season: 40 (1936)

Season (Since 1950): 50 (1956 & 1953)

### MOST NET YARDS ALLOWED

Season: 3399 (2003)

### FEWEST NET YARDS ALLOWED

Season: 325 (1936)

Season (Since 1950): 635 (1957)

### LOWEST YDS-PER-GAME ALLOWED

Season: 32.5 (1936) [325 in 10 games]

Season (Since 1950): 63.9 (1953) [639 in 10 games]

### FEWEST TOUCHDOWNS ALLOWED

Season (Modern Era): 2 (1960, 1953 & 1936)

## SCORING DEFENSE

### MOST POINTS ALLOWED

Season: 471 (2003)

### FEWEST POINTS ALLOWED

Season: 6 (1903)

Season (Modern Era): 25 (1936)

Season (Since 1950): 82 (1963)

### HIGHEST POINTS-PER-GAME ALLOWED

Season: 39.25 (2003) [471 in 12 games]

### LOWEST POINTS-PER-GAME ALLOWED

Season: 2.5 (1936) [25 in 10 games]

Season (Since 1950): 8.2 (1963) [82 in 10 games]

### MOST TOUCHDOWNS ALLOWED

Season: 63 (2003)

### FEWEST TOUCHDOWNS ALLOWED

Season: 4 (1936)

Season (Since 1950): 9 (1963)

### MOST SHUTOUTS BY

Season: 7 (1913 & 1936)

Season (Since 1950): 3 (1950 & 1963)

## FIRST DOWNS

### MOST FIRST DOWNS ALLOWED

Season: 290 (2003)

### FEWEST FIRST DOWNS ALLOWED

Season: 51 (1936)

Season (Since 1950): 101 (1957)

## FUMBLES

### MOST FUMBLES CAUSED

Season: 45 (1976)

### MOST FUMBLES RECOVERED

Season: 29 (1953)

## TURNOVERS

### MOST TURNOVERS CAUSED

Season: 43 (1970)

# TEAM SEASON RECORDS



## SEASON OFFENSIVE RECORDS

### PASSING RECORDS

#### MOST ATTEMPTS

Season: 442 (2002)

#### FEWEST ATTEMPTS

Season (Modern Era): 73 (1957)

#### MOST COMPLETIONS

Season: 249 (2012)

#### FEWEST COMPLETIONS

Season (Modern Era): 26 (1957)

#### HIGHEST COMPLETION PERCENTAGE

Season (Min. 100 att.): .587 (2012) [249 of 424]

#### MOST NET YARDS GAINED

Season: 3091 (2012)

#### FEWEST NET YARDS GAINED

Season (Modern Era): 502 (1963)

#### HIGHEST YARDS-PER-GAME AVERAGE

Season: 239.7 (1978) [2637 in 12 games]

#### MOST TOUCHDOWNS THROWN

Season: 28 (2012)

#### MOST INTERCEPTIONS THROWN

Season: 25 (1949, 2003)

### PASSING RECORDS

#### YARDAGE

Rank	Yardage	Year
1.	3091	2012
2.	2637	1978
3.	2611	2002
4.	2433	1999
5.	2424	2003
	2424	2010
7.	2422	1985
8.	2364	2001
	2364	2011
10.	2306	1995

#### YARDS-PER-GAME

Rank	Yardage	Year
1.	239.7	1978
2.	237.8	2012
3.	221.2	1999
4.	220.2	1985
5.	217.6	2002
6.	214.9	1969
	214.9	2001
8.	209.6	1995
9.	207.2	1988
10.	204.7	1968

#### COMPLETION PERCENTAGE

Rank	Percentage	Year
1.	.587	2012
2.	.583	2010
3.	.575	2009
4.	.571	1953
5.	.569	1978
6.	.567	2011
7.	.566	2010
8.	.558	1960
9.	.556	1991
10.	.553	2000

### ATTEMPTS

Rank	Attempts	Year
1.	442	2002
2.	424	2012
3.	406	1988
4.	395	2003
5.	385	2008
6.	372	2007
7.	360	2006
8.	355	2001
9.	352	1969
10.	349	2011

### COMPLETIONS

Rank	Completions	Year
1.	249	2012
2.	226	2002
3.	210	2008
4.	207	2003
5.	198	2011
6.	189	1969
7.	188	2007
8.	187	2001
9.	186	1968
	186	1988

### TOUCHDOWNS

Rank	Touchdowns	Year
1.	28	2012
2.	19	2011
3.	18	2010
4.	17	1994
5.	16	1969
	16	1985
	16	1995
8.	15	1988
	15	2003
	15	2010

## PUNTING RECORDS

### MOST PUNTS

Season: 96 (1967)

### FEWEST PUNTS

Season: 41 (1955)

### HIGHEST YARDS-PER-PUNT AVERAGE

Season: 43.6 (1973) [61 for 2660 yards]

### TOTAL PUNTS

Rank	Punts	Year
1.	96	1967
2.	82	2008
3.	80	1971
	80	2007
5.	75	1989

### PUNTING AVERAGE

Rank	Average	Year
1.	43.6	1973
2.	43.1	1996
3.	43.0	1997
4.	42.8	1992
5.	42.0	1993

## PUNT RETURNS

### MOST PUNT RETURNS

Season: 70 (1936)

Season (Since 1950): 47 (1956)

### MOST NET YARDS GAINED

Season: 778 (1936)

Season (Since 1950): 521 (1971)

### MOST TOUCHDOWNS

Season: 3 (1965, 1971, 1981 & 1998)

## KICKOFF RETURNS

### MOST KICKOFF RETURNS

Season: 61 (2009)

### MOST NET YARDS GAINED

Season: 1514 (2009)

### MOST TOUCHDOWNS

Season: 2 (1910)

Season (Modern Era): 1, Many Times (Last: 2012)

GENERAL INFO

2013 BULLDOGS

COACHES

2012 SEASON  
RECAP

FOOTBALL  
HISTORY

TEAM RECORDS

INDIVIDUAL  
RECORDS

STADIUM  
RECORDS

BOWLS



# TEAM SEASON RECORDS

## GENERAL INFO

### RUSHING RECORDS

#### MOST ATTEMPTS

Season: 651 (1980)

#### FEWEST ATTEMPTS

Season (Modern Era): 341 (1962)

#### MOST NET YARDS GAINED

Season: 3135 (1980)

#### FEWEST NET YARDS GAINED

Season (Modern Era): 716 (1969)

#### HIGHEST YARDS-PER-RUSH AVERAGE

Season: 5.13 (1982) [565 for 2899 yards]

#### HIGHEST YARDS-PER-GAME AVERAGE

Season: 285.0 (1980) [3135 in 11 games]

#### MOST TOUCHDOWNS

Season: 31 (1974)

#### ATTEMPTS

Rank	Rushes	Year
1.	651.....	1980
2.	648.....	1981
3.	644.....	1976
4.	619.....	2010
5.	608.....	1974

#### YARDS

Rank	Yards	Year
1.	3135 .....	1980
2.	2971 .....	1976
3.	2907 .....	1979
4.	2899 .....	1982
5.	2793 .....	2010

#### YARDS-PER-GAME

Rank	Average	Year
1.	285.0.....	1980
2.	270.1.....	1976
3.	264.3.....	1979
4.	263.5.....	1982
5.	253.5.....	1945

#### TOUCHDOWNS

Rank	Touchdowns	Year
1.	31.....	1974
2.	28.....	1980
	28.....	2010
4.	27.....	2000
5.	26.....	1976

### SCORING

#### MOST POINTS SCORED

Season: 383 (2012)

#### HIGHEST POINTS-PER-GAME AVERAGE

Season: 36.1 (1914) [289 in 8 games]

Season (Modern Era): 31.7 (1994) [349 in 11 games]

#### FEWEST POINTS SCORED

Season: 0 (1895 & 1896)

Season (Modern Era): 38 (1949)

Season (Since 1950): 49 (1967)

#### MOST TOUCHDOWNS SCORED

Season: 48 (2010)

#### MOST TWO-POINT PATS MADE

Season: 8 (1958)

#### MOST TWO-POINT PATS ATTEMPTED

Season: 13 (1958)

#### MOST FIELD GOALS MADE

Season: 18 (1999)

#### MOST FIELD GOALS ATTEMPTED

Season: 27 (1992)

#### MOST PAT KICKS MADE

Season: 48 (2010)

#### MOST PAT KICKS ATTEMPTED

Season: 48, 2x (Last: 2012)

### TOTAL OFFENSE

#### MOST PLAYS

Season: 907 (2010)

#### FEWEST PLAYS

Season (Modern Era): 502 (1962)

#### MOST NET YARDS GAINED

Season: 5217 (2010)

#### FEWEST NET YARDS GAINED

Season (Modern Era): 1638 (1967)

#### HIGHEST YARDS-PER-PLAY AVERAGE

Season: 6.0 (1982) [771 for 4642 yards]

#### HIGHEST YARDS-PER-GAME AVERAGE

Season: 422.0 (1982) [4642 in 11 games]

#### MOST TOUCHDOWNS (RUSH & PASS)

Season: 46, 2x( Last: 2012)

### TOTAL PLAYS

Rank	Plays	Year
1.	907 .....	2010
2.	880 .....	2007
3.	863 .....	2002
4.	862 .....	2011
5.	848 .....	2012
6.	821 .....	2009
7.	817 .....	1980
8.	809 .....	1981
9.	807 .....	1970
10.	795 .....	1974

### TOTAL OFFENSIVE YARDS

Rank	Yards	Year
1.	5217 .....	2010
2.	4965 .....	2012
3.	4643 .....	2011
4.	4642 .....	1982
5.	4463 .....	2009
6.	4250 .....	2000
7.	4189 .....	1980
8.	4150 .....	1985
9.	4133 .....	1994
10.	4120 .....	1978

### PER GAME OFFENSE

Rank	Average	Year
1.	422.0.....	1982
2.	401.3.....	2010
3.	386.4.....	2000
4.	381.9.....	2012
5.	380.8.....	1980
6.	377.3.....	1985
7.	375.7.....	1994
8.	374.5.....	1978
9.	372.7.....	1991
10.	371.9.....	2009

### TOTAL FIRST DOWNS

Rank	First Downs	Year
1.	268 .....	2010
2.	262 .....	2012
3.	241 .....	2011
4.	233 .....	1982
5.	229 .....	2009
6.	220 .....	1974
7.	218 .....	1980
8.	216 .....	2002
	216 .....	2007
10.	213 .....	1991

## 2013 BULLDOGS

## COACHES

## 2012 SEASON RECAP

## FOOTBALL HISTORY

## TEAM RECORDS

## INDIVIDUAL RECORDS

## STADIUM RECORDS

## BOWLS

# TEAM GAME RECORDS



## SINGLE-GAME DEFENSIVE RECORDS

### MOST SACKS

**Game:** 9, vs. Tulane (11-11-1989); vs. Ole Miss (11-30-1996)

### MOST PLAYS AGAINST

**Game:** 97, vs. Auburn (11-5-1949); vs. Texas A&M (11-3-2012)

### FEWEST PLAYS AGAINST

**Game:** 35, vs. Howard (9-21-1963)

### MOST NET YARDS ALLOWED

**Game:** 736, vs. Houston (10-4-1969)

### FEWEST NET YARDS ALLOWED

**Game:** 26, vs. Howard College (9-21-1963)

### LOWEST YARDS-PER-PLAY ALLOWED

**Game:** 1.35, vs. Howard (9-21-1963) [26 for 35 yards]

### MOST TDs ALLOWED

**Game:** 10, vs. Houston (10-4-1969)

## RUSHING

### MOST ATTEMPTS AGAINST

**Game:** 84, vs. Houston (10-4-1969)

### FEWEST ATTEMPTS AGAINST

**Game:** 16, vs. Houston (10-9-2010)

### MOST NET YARDS ALLOWED

**Game:** 549, vs. Houston (10-4-1969)

### FEWEST NET YARDS ALLOWED

**Game:** -78, vs. Florida (9-30-2000)

## PASSING

### MOST INTERCEPTIONS

**Game:** 6, vs. Arkansas (9-30-1939); vs. Troy State (10-12-2002)

### MOST ATTEMPTS AGAINST

**Game:** 62, vs. Kentucky (9-6-1997)

### FEWEST ATTEMPTS AGAINST

**Game:** 1, vs. Union (9-26-1942)

### MOST COMPLETIONS ALLOWED

**Game:** 40, vs. South Carolina (10-14-1995); vs. Kentucky (9-6-1997)

### FEWEST COMPLETIONS ALLOWED

**Game:** 0, Many times [Last: vs. Florida (9-27-1958)]

### MOST NET YARDS ALLOWED

**Game:** 494, vs. Florida (9-30-2000)

### FEWEST NET YARDS ALLOWED

**Game:** 0, Many Times [Last: vs. Florida (9-27-1958)]

## SCORING

### MOST POINTS ALLOWED

**Game:** 74, vs. Houston (10-4-1969)

### FEWEST POINTS ALLOWED

**Game:** 0, Many Times [Last: vs. South Carolina (9-25-1999)]

### MOST TOUCHDOWNS ALLOWED

**Game:** 10, vs. Houston (10-4-1969)

### FEWEST TOUCHDOWNS ALLOWED

**Game:** 0, Many Times [Last: MTSU (10-20-2012)]

## SINGLE-GAME OPPONENT SCORING

Pts.	Opponent (MSU Score)	Site	Date
74	Houston (0)	Houston	10-4-1969
65	South Carolina (39)	Starkville	10-14-1995
61	Vanderbilt (0)	Columbus	10-1-1904
61	LSU (6)	Away	11-15-1969
59	Alabama (0)	Birmingham	11-30-1922
59	Tulane (7)	Away	10-31-1931
59	Tennessee (21)	Away	11-15-2003
58	Alabama (14)	Away	11-4-1972
56	Auburn (0)	Birmingham	11-7-1970
55	New Orleans Athletic Club (0)	Away	11-21-1896
55	Alabama (13)	Away	12-1-1945
55	LSU (0)	Away	11-18-1967
54	Texas (7)	Away	11-11-1921
54	Tulane (6)	Away	10-29-1949
53	Tulane (0)	Away	11-1-1930
53	Alabama (0)	Meridian	10-10-1931
53	Alabama (0)	Montgomery	10-1-1932
53	Alabama (34)	Starkville	10-29-1988
52	LSU (0)	Away	11-20-1896
52	Auburn (13)	Away	11-8-1969

## FIRST DOWNS

### MOST FIRST DOWNS ALLOWED

**Game:** 36, vs. Texas A&M (11-3-2012)

### FEWEST FIRST DOWNS ALLOWED

**Game:** 1, Many Times [Last: vs. Howard (9-21-1963)]

## FUMBLES

### MOST FUMBLES CAUSED

**Game:** 11, vs. Kentucky (10-18-1952); vs. Alabama (10-31-1981)

### MOST FUMBLES RECOVERED

**Game:** 7, vs. Memphis (10-16-1976); vs. Alabama (10-31-1981)

## TURNOVERS

### MOST TURNOVERS CAUSED

**Game:** 8, Many Times [Last: vs. Florida (9-24-1977)]

## SINGLE-GAME OFFENSIVE RECORDS

### TEAM PASSING RECORDS

#### MOST ATTEMPTS

**Game:** 53, vs. LSU (11-14-1970); vs. Alabama (11-4-1978)

#### FEWEST ATTEMPTS

**Game:** 1, vs. San Francisco (12-5-1942); vs. Tennessee (9-30-1950)

#### MOST COMPLETIONS

**Game:** 32, vs. Alabama (11-1-1969)

#### FEWEST COMPLETIONS

**Game:** 0, Many Times [Last: vs. Georgia (9-23-1967)]

#### HIGHEST COMPLETION PERCENTAGE

**Game (Min. 10 att.):** .909 vs. Florida (9-22-1962) [10 of 11]

**Game (Min. 15 att.):** .813 vs. Tulane (9-4-1982) [13 of 16]

**Game (Min. 25 att.):** .800 vs. Memphis (9-4-2010) [20 of 25]

**Game (Min. 30 att.):** .744 vs. Florida State (11-9-1968) [29 of 39]

#### MOST NET YARDS GAINED

**Game:** 466, vs. Tulane (10-22-1994)

#### FEWEST NET YARDS GAINED

**Game:** 0, Many Times [Last: vs. Georgia (9-23-1967)]

#### MOST TOUCHDOWNS THROWN

**Game:** 5, vs. Murray State (11-2-1946); vs. Florida State (10-14-1978); vs. Georgia (9-17-1988)

#### MOST INTERCEPTIONS THROWN

**Game:** 8, vs. Alabama (10-10-1936)

**Modern Game:** 6, vs. Cincinnati (10-15-1949); vs. Arkansas (11-22-2003); vs. LSU (8-30-2007)

## SINGLE-GAME PASSING HIGHS

Yds.	Opponent	Site	Year	Stats
466	Tulane	Starkville	1994	21-of-30, 4TD
456	Alabama	Birmingham	1978	31-of-53, 1TD
421	Arkansas	Little Rock	2007	29-of-51, 4TD
405	Florida	Gainesville	1993	24-of-44, 2TD
384	Kentucky	Starkville	2006	22-of-41, 3TD
379	Georgia	Starkville	1988	25-of-45, 5TD
378	Florida State	Starkville	1978	19-of-34, 5TD
372	Jacksonville State	Starkville	2002	17-of-29, 3TD
372	Memphis	Starkville	2010	20-of-28, 5TD
370	Memphis	Starkville	1993	23-of-43, 3TD
363	Ole Miss	Jackson	1978	25-of-46, 1TD
360	Houston	Houston	2003	24-of-42, 3TD
346	BYU	Starkville	2001	20-of-28, 3TD
340	Ole Miss	Oxford	2002	23-of-42, 1TD
336	Alcorn State	Starkville	2010	19-of-29, 2TD
336	Memphis	Memphis	2011	19-of-31, 3TD
335	Alabama	Starkville	1988	21-of-44, 4TD
320	Auburn	Auburn	1999	25-of-49, 2TD
312	Southern Miss	Jackson	1988	22-of-45, 3TD
311	Southern Miss	Jackson	1985	15-of-36, 3TD
311	Tennessee	Knoxville	1995	25-of-45, 2TD

## TEAM PUNTING RECORDS

### MOST PUNTS

**Game:** 20, vs. TCU (10-24-1936)

### FEWEST PUNTS

**Game:** 0, vs. Murray State (11-2-1946); vs. Arkansas State (10-14-1961); vs. Arkansas State (10-24-1992); vs. East Tennessee State (10-17-1998); vs. Georgia Tech (10-3-2009)

### HIGHEST YARDS-PER-PUNT AVERAGE

**Game (Min. 5 punts):**

51.4, vs. Kentucky (11-9-1996) [5 for 257 yards]

**Game (Min. 10 punts):**

47.5, vs. South Carolina (9-28-1996) [10 for 475 yds]

## PUNT RETURNS

### MOST PUNT RETURNS

**Game:** 20, vs. TCU (10-24-1936)

### MOST NET YARDS GAINED

**Game:** 225, vs. UT Chattanooga (9-29-1946)

### MOST TOUCHDOWNS

**Game:** 1, Many times [Last: UT Martin (11-5-2011)]

## KICKOFF RETURNS

### MOST KICKOFF RETURNS

**Game:** 10, vs. Tulane (10-29-1949); vs. Houston (10-4-1969)

### MOST NET YARDS GAINED

**Game:** 227, vs. Houston (10-4-1969)

### MOST TOUCHDOWNS

**Game:** 1, Many Times (Last: Ole Miss, 11-24-2012)

GENERAL INFO

2013 BULLDOGS

COACHES

2012 SEASON  
RECAP

FOOTBALL  
HISTORY

TEAM RECORDS

INDIVIDUAL  
RECORDS

STADIUM  
RECORDS

BOWLS



# TEAM GAME RECORDS

GENERAL INFO

## TEAM RUSHING RECORDS

### MOST ATTEMPTS

**Game:** 78, vs. Louisville (9-18-1976)

### FEWEST ATTEMPTS

**Game:** 18, vs. Auburn (11-8-1969)

### MOST NET YARDS GAINED

**Game:** 532, vs. Union (10-25-1941)

**Modern Game:** 490, vs. Colorado State (10-10-1981)

### FEWEST NET YARDS GAINED

**Game:** -51, vs. Ole Miss (11-28-2008)

### HIGHEST YARDS-PER-RUSH AVERAGE

**Game:** 8.9, vs. Union (10-25-1941) [60 for 532 yards]

**Modern Game:** 8.1, at Memphis (9-1-2011) [38 for 309 yards]

### MOST TOUCHDOWNS

**Game:** 12, vs. Cumberland (10-10-1914)

**Modern Game:** 8 vs. Arkansas State (9-23-1950); vs. Louisville (10-26-1974)

## SINGLE-GAME RUSHING HIGHS

Yds.	Opponent	Site	Date	Carries
532	Union University	Starkville	10-25-1941	60, 7 TD
490	Colorado State	Fort Collins	10-10-1981	74, 5 TD
464	Arkansas State	Starkville	10-24-1992	73, 6 TD
449	Louisville	Starkville	9-18-1976	78, 3 TD
443	Marshall	Starkville	10-20-1979	63, 6 TD
427	Memphis	Starkville	10-11-1958	58, 4 TD
426	Kentucky	Starkville	10-12-1991	62, 3 TD
423	Vanderbilt	Starkville	9-19-1981	61, 3 TD
418	Memphis	Memphis	10-16-1976	70, 5 TD
415	Arkansas State	Starkville	10-4-1952	58, 6 TD

## SCORING RECORDS

### MOST POINTS SCORED

**Quarter:** 40, vs. Howard College (11-18-1910) [3rd]

**Quarter (Since 1950):** 31, vs. Northeast Louisiana (11-2-1996) [2nd]

**Half:** 49, vs. Murray State (11-2-1946) [Half]

**Half (Since 1950):** 41, vs. Florida State (10-14-1978) [2nd]

**Game:** 82, vs. Howard College (11-18-1910)

**Modern Game:** 69, vs. Murray State (11-2-1946)

**Game (Since 1950):** 67, vs. Arkansas State (9-23-50)

### FEWEST POINTS SCORED

**Game:** 0, Many Times [Last: vs. Ole Miss (11-28-08)]

### MOST TOUCHDOWNS SCORED

**Game:** 14, vs. Howard College (11-18-1910)

**Modern Game:** 10 vs. Sewanee (10-31-1936); vs. Murray State (11-2-1946); vs. Arkansas State (9-23-50)

### MOST TWO-POINT PATS MADE

**Game:** 5, vs. Arkansas State (10-10-1959)

### MOST TWO-POINT PATS ATTEMPTED

**Game:** 6, vs. Arkansas State (10-10-1959)

### MOST FIELD GOALS MADE

**Game:** 5, vs. NC State (1-1-1995); vs. Arkansas (11-21-1998); vs. UAB (10-23-2010)

### MOST FIELD GOALS ATTEMPTED

**Game:** 5, vs. Ole Miss (1977); vs. Kentucky (1985);

vs. Tulane (1987); vs. Florida (1992); vs. Auburn (1992); vs. Arkansas (1998); vs. UAB (2010)

### MOST PAT KICKS MADE

**Game:** 12, vs. Howard College (11-18-1910)

**Modern Game:** 9, vs. Murray State (11-2-1946)

## SINGLE-GAME SCORING HIGHS

Pts.	Opponent (Score)	Site	Date
82	Howard College (0)	Starkville	11-18-1910
80	Southwestern Baptist (0)	Starkville	10-19-1907
77	Cumberland (0)	Starkville	10-10-1914
75	Mercer (0)	Columbus	10-24-1907
69	Murray State (0)	Starkville	11-2-1946
68	Mississippi College (0)	Starkville	10-13-1917
68	Sewanee (0)	Jackson	10-31-1936
67	Arkansas State (0)	Starkville	9-23-1950
66	Howard College (0)	Starkville	10-4-1913
66	Mercer (0)	Starkville	11-7-1914
66	Tulane (22)	Starkville	10-22-1994
65	Ole Miss (0)	Tupelo	11-6-1915
62	Marion [AL] Military Inst. (0)	Starkville	10-13-1906
62	Birmingham-Southern (0)	Starkville	11-3-1911
61	Tulane (0)	Jackson	11-14-1914
61	Middle Tennessee (35)	Starkville	10-28-2000

## LARGEST MARGINS OF VICTORY

### HOME (AT SCOTT FIELD)

Margin	Score	Opponent	Date
+82	82-0	Howard College	11-18-1910
+80	80-0	Southwestern Baptist	10-19-1907
+77	77-0	Cumberland	10-10-1914
+69	69-0	Murray State	11-2-1946
+68	68-0	Mississippi College	10-13-1917
+67	67-0	Arkansas State	9-23-1950
+66	66-0	Howard College	10-4-1913
+66	66-0	Mercer	11-7-1914
+62	62-0	Marion [AL] Mil. Inst.	10-13-1906
+62	62-0	Birmingham-Southern	11-3-1911
+59	59-0	Tenn. Medical College	11-11-1904
+59	59-0	Northeast Louisiana	11-2-1996
+56	56-0	Millsaps College	10-7-1944

### ROAD (AWAY FROM SCOTT FIELD)

Margin	Score	Opponent	Date
+75	75-0	*Mercer	10-24-1907
+68	68-0	*Sewanee	10-31-1936
+65	65-0	*Ole Miss	11-6-1915
+61	61-0	*Tulane	11-14-1914
+45	59-14	Memphis	9-1-2011
+43	43-0	Meridian Athletic Club	10-24-1903
+40	47-7	Kentucky	10-29-1994
+38	38-0	Marion [AL] Military Inst.	10-20-1905
+38	38-0	South Carolina	9-26-1998
+38	52-14	*Michigan	1-1-2011
+36	36-0	Houston	9-18-1965
+33	33-0	Chattanooga	10-14-1916
+33	33-0	Vanderbilt	10-17-1942

\*Neutral Site Contests

## LARGEST MARGINS OF DEFEAT

Score	Opponent	Site	Date	
-74	0-74	Houston	Houston	10-4-1969
-61	0-61	Vanderbilt	Columbus	10-1-1904
-59	0-59	Alabama	Birmingham	11-30-1922
-56	0-56	Auburn	Birmingham	11-7-1970
-55	0-55	NOAC	New Orleans	11-21-1896
-55	0-55	LSU	Baton Rouge	11-18-1967
-55	6-61	LSU	Baton Rouge	11-15-1969
-53	0-53	Tulane	New Orleans	11-1-1930
-53	0-53	Alabama	Meridian	10-10-1931
-53	0-53	Alabama	Montgomery	10-1-1932
-52	0-52	LSU	Baton Rouge	11-20-1896
-52	7-59	Tulane	New Orleans	10-31-1931
-52	0-52	Florida	Gainesville	9-29-2001
-51	0-51	LSU	Baton Rouge	9-25-2004
-50	0-50	LSU	Baton Rouge	11-7-1908

## TOTAL OFFENSE RECORDS

### MOST PLAYS

**Game:** 100, vs. Arkansas (11-20-2010)

### FEWEST PLAYS

**Game:** 38, vs. Georgia (10-17-1959)

### MOST NET YARDS GAINED

**Game:** 645, at Memphis (9-1-2011)

### FEWEST NET YARDS GAINED

**Game:** 37, vs. Ole Miss (11-27-2008)

### HIGHEST YARDS-PER-PLAY AVERAGE

**Game:** 9.7, vs. Tulane (10-22-1994) [57 for 554 yds]

## SINGLE-GAME TOTAL OFF. HIGHS

No.	Opp. (Site)	Date
645	Memphis (Memphis)	9-1-2011
596	Florida State (Starkville)	10-14-1978
593	Kentucky (Starkville)	10-12-1991
581	Louisville (Starkville)	10-26-1974
571	Arkansas State (Starkville)	9-11-1982
570	UT Martin (Starkville)	11-5-2011
569	Memphis (Starkville)	9-4-2010
566	Alcorn State (Starkville)	10-2-2010
556	Tulane (New Orleans)	9-4-1982
554	Arkansas State (Starkville)	9-23-1950
554	Tulane (Starkville)	10-22-1994
553	Northeast Louisiana (Starkville)	9-16-1972
549	Marshall (Starkville)	10-20-1979
548	Northeast Louisiana (Starkville)	11-2-1996
547	Jacksonville State (Starkville)	9-14-2002
539	Arkansas State (Starkville)	10-24-1992
538	Alabama (Starkville)	11-11-2000
538	Houston (Houston)	10-9-2010

# TEAM GAME RECORDS



## COMEBACKS AND LAST-MINUTE HEROICS (SINCE 1970)

### LARGEST FOURTH-QUARTER COMEBACKS

Pts.	Opponent	Date	**Time Remaining	Score	Time Final Lead Taken	Final Score
14	Memphis	10/5/1985	9:12	14-28	0:00	31-28
14	Ole Miss	11/25/1999	12:49	6-20	0:04	23-20
14	Ole Miss	11/23/2007	7:51	0-14	0:12	17-14
13	at Auburn	10/9/1999	2:28	3-16	0:19	18-16
12	at Kentucky	10/31/1992	5:55	21-33	0:37	37-36
9	at Tennessee	9/23/1986	7:32	14-23	4:40	27-23
7	Arkansas State	9/7/1985	3:41	7-14	2:28	22-14
7	Tulane	10/19/1985	11:56	20-27	0:02	31-27
7	Tennessee	9/24/1994	9:32	14-21	0:36	24-21
7	Memphis	8/30/1997	9:53	3-10	0:00	13-10
7	Central Florida	10/25/1997	6:38	21-28	5:13	35-28
7	Kentucky	11/3/2001	13:09	7-14	7:31	17-14

### LARGEST DEFICIT OVERCOME TO WIN A GAME

Pts.	Opponent	Date	**Time Remaining	Score	Time Final Lead Taken	Final Score
16	at Auburn	10/9/1999	0:56 (3)	0-16	0:19	18-16
\$ 14	Ole Miss	11/19/1977	5:22 (2)	0-14	12:05	18-14
14	Memphis	10/5/1985	9:12 (4)	14-28	0:00	31-28
14	Tennessee	10/24/1994	12:17 (3)	7-21	0:36	24-21
14	Ole Miss	11/25/1999	12:49 (3)	6-20	0:04	23-20
14	Texas A&M	12/31/2000	9:22 (2)	0-14	OT	43-41
14	Ole Miss	11/23/2007	7:51 (4)	0-14	0:12	17-14
14	Arkansas	11/22/2008	7:12 (1)	0-14	5:59 (2)	31-28
12	at Kentucky	10/31/1992	5:55 (4)	21-33	0:37	37-36
12	Kentucky	11/4/1999	13:21 (2)	7-19	0:05	23-22
11	Kentucky	10/28/1995	0:39 (2)	14-25	4:51	42-32
11	Kentucky	10/6/1997	9:59 (3)	10-21	1:10	35-27
10	Memphis	9/30/1997	4:54 (2)	0-10	0:00	13-10

## COMEBACKS AND LAST-MINUTE HEROICS (SINCE 1970)

### GAMES WON IN LAST POSSESSION

Date	Opponent	Score	# Winning Play	Time
10/1/1977	at Kansas State \$	24-21	D. Johnson 24-yard pass from B. Threadgill	1:16
10/24/1981	at Auburn	21-17	D. Knight 18-yard pass from J. Bond	1:00
11/13/1982	LSU	27-24	D. Moore 45-yard FG	0:23
11/17/1984	LSU	16-14	A. Cosby 27-yard FG	1:15
10/5/1985	Memphis	31-28	A. Cosby 54-yard FG	0:00
10/9/1989	at Southern Miss	26-23	J. Logan 34-yard FG	0:04
10/31/1992	at Kentucky	37-36	W. Harris 5-yard pass from G. Plump (K. Roberts run)	0:37
9/30/1997	Memphis	13-10	B. Hazelwood 53-yard FG	0:00
11/21/1998	Arkansas	22-21	B. Hazelwood 27-yard FG	0:07
11/4/1999	Kentucky	23-22	S. Westerfield 45-yard FG	0:05
11/25/1999	Ole Miss	23-20	S. Westerfield 44-yard FG	0:04
12/31/2000	Texas A&M	43-41	W. Madkin 6-yard run	First Overtime
10/23/2004	Florida	38-31	J. Norwood 37-yard run	0:32
9/23/2006	UAB	16-10	O. Conner 21-yard run	First Overtime
11/23/2007	Ole Miss	17-14	A. Carlson 48-yard FG	0:12
9/24/2011	Louisiana Tech	26-20	L. Perkins 17-yard pass from C. Relf	First Overtime

### OTHER GAMES WON IN THE LAST TWO MINUTES

Date	Opponent	Score	# Winning Play	Time
10/26/1991	at Auburn	24-17	Kenny Roberts 61 run	1:49
9/24/1994	Tennessee	24-21	Kendell Watkins 2 pass from Derrick Taite	0:36
10/15/1994	at South Carolina	41-36	Chris Jones 26 pass from Derrick Taite	1:04
10/9/1999	at Auburn	18-16	Matt Butler 11 pass from Matt Wyatt	0:19
10/23/1999	LSU	17-16	Rod Gibson 1 run	1:39
12/29/2007	vs. UCF	10-3	Anthony Dixon 1 run	1:54

\*\* — time remaining when first points of comeback were registered

# — conversion included where it provided the margin of victory

\$ — game later forfeited by the NCAA

GENERAL INFO

2013 BULLDOGS

COACHES

2012 SEASON RECAP

FOOTBALL HISTORY

TEAM RECORDS

INDIVIDUAL RECORDS

STADIUM RECORDS

BOWLS



# INDIVIDUAL CAREER RECORDS

GENERAL INFO

2013 BULLDOGS

COACHES

2012 SEASON  
RECAP

FOOTBALL  
HISTORY

TEAM RECORDS

INDIVIDUAL  
RECORDS

STADIUM  
RECORDS

BOWLS

## ALL-PURPOSE RECORDS

### MOST PLAYS

**Career:** 966, Anthony Dixon (2006-09)

### MOST NET YARDS GAINED

**Career:** 4443, Anthony Dixon (2006-09)

### HIGHEST YARDS-PER-PLAY AVERAGE

**Career (Min. 150 plays):** 17.8, Glen Young (1979-82) [162 for 2883 yards]

**Career (Min. 200 plays):** 14.5, Mardye McDole (1977-80) [232 for 3353 yards]

## CAREER ALL-PURPOSE LEADERS

Player	Seasons	Rush	Rec.	KR	PR	Yds.
1. Anthony Dixon	2006-09	3994	449	0	0	4443
2. Walter Packer	1973-76	2820	171	1166	12	4169
3. Tony James	1989-92	218	561	1862	1332	3973
4. Jerious Norwood	2002-05	3212	186	309	43	3750
5. David Smith	1968-70	80	2168	1131	193	3572
6. LaDarius Perkins	2010-Pres.	2012	466	969	16	3463
7. Chad Bumphis	2009-12	232	2270	526	352	3380
8. Mardye McDole	1977-80	430	2214	427	282	3353
9. Diczno Miller	1998-01	2209	732	186	147	3274
10. Kenny Roberts	1989-92	2070	533	344	0	2947

## DEFENSIVE RECORDS

### MOST INTERCEPTION RETURN YARDS

**Career:** 320, Johnthan Banks (2009-2012) [16 INT]

### HIGHEST YARDS-PER-INTERCEPTION

**Career (Min. 6 INT):** 36.5, Anthony Derricks (1995-1998) [6 for 219 yards]

### MOST TDS ON INTERCEPTION RETURNS

**Career:** 3, Derek Pegues (2005-2008) Johnthan Banks (2009-2012); Corey Broomfield (2009-2012)

## CAREER DEFENSIVE LEADERS

### INTERCEPTIONS

Player	Year	Yds.	Avg.	Int.
1. Walt Harris	1992-95	162	10.1	16
Johnthan Banks	2009-12	320	20.0	16
3. Izell McGill	1994-97	165	13.8	12
Derek Pegues	2005-08	241	20.1	12
5. Henry Davison	1974-77	123	11.2	11
Kenny Johnson	1976-79	146	13.3	11
7. Frank Dowsing	1970-72	52	5.2	10
Steve Freeman	1972-74	75	7.5	10
Kelvin Knight	1990-93	157	15.7	10
Fred Smoot	1999-00	44	4.4	10
Corey Broomfield	2009-12	158	15.8	10

### TOTAL TACKLES

Player	Seasons	TT
1. Ray Costict	1973-76	467
2. Harvey Hull	1973-76	454
3. James Williams	1986-89	448
4. Reggie Stewart	1987-90	442
5. Johnnie Cooks	1977-81	392
6. Dwayne Curry	1993-96	391
7. Billy Jackson	1980-83	360
8. Mario Haggan	1999-02	359
9. Cedric Corse	1984-87	355
10. Daniel Boyd	1990-92	335

## SACKS

Player	Seasons	Sacks	Yds.
1. Billy Jackson	1980-83	49.0	NA
2. Tyrone Keys	1977-80	26.0	NA
3. Willie Evans	2002-05	24.5	145
4. Johnnie Cooks	1977-81	24.0	NA
5. Mike McEnany	1979-82	22.0	NA
6. Greg Favors	1994-97	19.5	179
7. Titus Brown	2004-07	18.5	114
8. Robert Young	1987-90	16.0	119
9. Keith Joseph	1989-92	14.0	78
10. Larry Williams	1994-95	12.5	84

## PASSING RECORDS

### MOST ATTEMPTS

**Career:** 887, Wayne Madkin (1998-2001)

### MOST COMPLETIONS

**Career:** 462, Wayne Madkin (1998-2001)

### HIGHEST COMPLETION PERCENTAGE

**Career (Min. 250 att.):** 588, Tyson Lee (2008-09) [283 of 481]

### MOST NET YARDS GAINED

**Career:** 6336, Wayne Madkin (1998-2001)

### MOST TOUCHDOWNS THROWN

**Career:** 38, Derrick Taite (1993-96)

### CONSECUTIVE GAMES WITH A TD PASS

**One Season:** 6, Don Smith (1985); Derrick Taite (1995); Kevin Fant (2003)

**Two Seasons:** 7, Kevin Fant (2002-03)

### MOST INTERCEPTIONS THROWN

**Career:** 43, Kevin Fant (2000-03)

### CONSECUTIVE ATT. WITHOUT AN INT.

**Career:** 137, Wesley Carroll (2007); **Tyler Russell (2012)**

### MOST 300-YARD GAMES

**Career:** 4, Kevin Fant (2000-03)

### MOST 200-YARD GAMES

**Career:** 11, Tommy Pharr (1967-69); Wayne Madkin (1998-2001); Kevin Fant (2000-03)

### 200-YARD PASSING GAMES

11	-	Tommy Pharr (1967-69)
11	-	Wayne Madkin (1998-01)
11	-	Kevin Fant (2000-03)
9	-	<b>Tyler Russell (2010-present)</b>
9	-	Derrick Taite (1993-96)
8	-	Don Smith (1983-86)
7	-	Tony Shell (1988-90)
6	-	Dave Marler (1977-78)
6	-	Omarr Conner (2003-06)
5	-	Chris Relf (2008-11)
4	-	John Bond (1980-83)
4	-	Todd Jordan (1989-93)
4	-	Michael Henig (2004-07)
3	-	Joe Reed (1969-70)
3	-	Tyson Lee (2008-09)
2	-	Rockey Felker (1972-74)
2	-	Sleepy Robinson (1990-92)
2	-	Matt Wyatt (1996-99)
2	-	Wesley Carroll (2007-08)
1	-	Mike Davis (1987-88)
1	-	Eric Underwood (1987-89)
1	-	Greg Plump (1991-93)

# INDIVIDUAL CAREER RECORDS



## CAREER PASSING LEADERS

### PASSING YARDAGE

Player	Seasons	Att.	Cmp.	Pct.	Yds.
1. Wayne Madkin	1998-01	887	462	.521	6336
2. Kevin Fant	2000-03	866	461	.532	5631
3. Derrick Taite	1993-96	734	362	.493	5232
4. Don Smith	1983-86	738	342	.463	5229
5. John Bond	1980-83	665	307	.462	4621
<b>6. Tyler Russell</b>	<b>2010-Pres.</b>	<b>590</b>	<b>339</b>	<b>.575</b>	<b>4566</b>
7. Tony Shell	1988-90	715	349	.488	4292
8. Tommy Pharr	1967-69	648	339	.523	3720
9. Chris Relf	2008-11	460	267	.580	3297
10. Omarr Conner	2003-06	507	269	.531	3080

### PASS ATTEMPTS

Player	Seasons	Cmp.	Yds.	Att.
1. Wayne Madkin	1998-01	462	6336	887
2. Kevin Fant	2000-03	461	5631	866
3. Don Smith	1983-86	342	5229	738
4. Derrick Taite	1993-96	362	5232	734
5. Tony Shell	1988-90	349	4292	715
6. John Bond	1980-83	307	4621	665
7. Tommy Pharr	1967-69	339	3720	648
<b>8. Tyler Russell</b>	<b>2010-Pres.</b>	<b>339</b>	<b>4566</b>	<b>590</b>
9. Omarr Conner	2003-06	269	3080	507
10. Tyson Lee	2008-09	283	2963	481

### PASS COMPLETIONS

Player	Seasons	Att.	Yds.	Cmp.
1. Wayne Madkin	1998-01	887	6336	462
2. Kevin Fant	2000-03	866	5631	461
3. Derrick Taite	1993-96	734	5232	362
4. Tony Shell	1988-90	715	4292	349
5. Don Smith	1983-86	738	5229	342
6. Tommy Pharr	1967-69	648	3720	339
<b>7. Tyler Russell</b>	<b>2010-Pres.</b>	<b>590</b>	<b>4566</b>	<b>339</b>
8. John Bond	1980-83	665	4621	307
9. Tyson Lee	2008-09	481	283	283
10. Omarr Conner	2003-06	507	3080	269

### COMPLETION PERCENTAGE (150 ATT.)

Player	Seasons	Cmp.	Att.	Pct.
1. Tyson Lee	2008-09	283	481	.588
2. Chris Relf	2008-11	267	460	.580
<b>3. Tyler Russell</b>	<b>2010-Pres.</b>	<b>339</b>	<b>590</b>	<b>.575</b>
4. Dave Marler	1977-78	163	287	.568
5. Sleepy Robinson	1989-92	108	194	.557
6. Charlie Furlow	1960-62	161	290	.555
7. Kevin Fant	2000-03	461	866	.532
8. Omarr Conner	2003-06	269	507	.531
9. Tommy Pharr	1967-69	339	648	.523
10. Wayne Madkin	1998-01	462	887	.521

### INTERCEPTION PERCENTAGE

Player	Seasons	Int.	Att.	Pct.
1. Omarr Conner	2003-06	15	507	.0296
<b>2. Tyler Russell</b>	<b>2010-Pres.</b>	<b>20</b>	<b>590</b>	<b>.0339</b>
3. Derrick Taite	1993-96	25	734	.0341
4. Ashby Cook	1963-65	8	225	.0356
5. Wesley Carroll	2007-08	14	370	.0378
6. Chris Relf	2008-11	18	460	.0391
7. Wayne Madkin	1998-01	35	887	.0394
8. Tyson Lee	2008-09	19	481	.0395
9. Tony Shell	1988-90	29	715	.0406
10. Greg Plump	1991-93	7	157	.0446

## YARDS-PER-ATTEMPT (MIN. 150 ATT.)

Player	Seasons	Att.	Yds.	Y/Att.
1. Jackie Parker	1952-53	166	1414	8.518
2. Dave Marler	1977-78	287	2422	8.439
3. Sleepy Robinson	1989-92	194	1511	7.789
<b>4. Tyler Russell</b>	<b>2010-Pres.</b>	<b>590</b>	<b>4566</b>	<b>7.739</b>
5. Chris Relf	2008-11	460	3297	7.167
6. Wayne Madkin	1998-01	462	6336	7.143
7. Greg Plump	1991-93	157	1120	7.134
8. Derrick Taite	1993-96	734	5232	7.128
9. Don Smith	1983-86	738	5229	7.085
10. Rockey Felker	1972-74	424	2961	6.983

## PASSING EFFICIENCY (MIN. 150 ATT.)

Player	Year	Yds.	TD	Int.	Eff.
<b>1. Tyler Russell</b>	<b>2010-Pres.</b>	<b>4566</b>	<b>37</b>	<b>20</b>	<b>136.38</b>
2. Jackie Parker	1952-53	1414	15	5	135.11
3. Sleepy Robinson	1989-92	1511	14	11	133.57
4. Chris Relf	2008-11	3297	28	18	130.57
5. Dave Marler	1977-78	2422	11	17	128.48
6. Derrick Taite	1993-96	5232	38	25	119.47
7. Wayne Madkin	1998-01	6336	34	35	116.85
8. Ashby Cook	1963-65	1476	10	8	113.33
9. Rockey Felker	1972-74	2961	23	27	112.65
10. Kevin Fant	2000-03	5631	33	43	110.50

## TOUCHDOWN PASSES

Player	Seasons	Yds.	Int.	No.
1. Derrick Taite	1993-96	5232	25	38
<b>2. Tyler Russell</b>	<b>2010-Pres.</b>	<b>4566</b>	<b>20</b>	<b>37</b>
3. Wayne Madkin	1998-01	6336	35	34
4. Kevin Fant	2000-03	5631	43	33
5. Don Smith	1983-86	5229	35	31
6. Chris Relf	2008-11	3297	18	28
7. Tony Shell	1988-90	4292	29	25
8. Tommy Pharr	1967-69	3720	36	24
9. Rockey Felker	1972-74	2961	27	23
10. John Bond	1980-83	4621	37	18

## PUNTING RECORDS

### MOST PUNTS

Career: 293, Blake McAdams (2005-08)

### HIGHEST YARDS-PER-PUNT AVERAGE

Career: 43.4, Jeff Walker (1996-99) [141 for 6126 yards]

## CAREER PUNTING LEADERS

### PUNTS

Player	Seasons	Yds.	Avg.	No.
1. Blake McAdams	2005-08	11562	39.46	293
2. Dana Moore	1979-82	8860	40.83	217
3. Dick McGraw	1965-67	8363	39.08	214
4. Mike Riley	1987-91	8572	40.24	213
5. Jared Cook	2001-04	8313	41.98	198
6. Mike Patrick	1972-74	6999	40.93	171
7. Andy Russ	1993-96	6672	41.96	159
8. Bobby Collins	1951-54	5817	37.29	156
9. Jeff Walker	1996-99	6126	43.44	141
<b>10. Baker Swedenburg</b>	<b>2010-Pres.</b>	<b>5310</b>	<b>41.48</b>	<b>128</b>

### PUNTING YARDS

Player	Seasons	Avg.	No.	Yds.
1. Blake McAdams	2005-08	39.46	293	11562
2. Dana Moore	1979-82	40.83	217	8860
3. Mike Riley	1987-91	40.24	213	8572
4. Dick McGraw	1965-67	39.08	214	8363
5. Jared Cook	2001-04	41.98	198	8313
6. Mike Patrick	1972-74	40.93	171	6999
7. Andy Russ	1993-96	41.96	159	6672
8. Jeff Walker	1996-99	43.44	141	6126
9. Bobby Collins	1951-54	37.29	156	5817
<b>10. Baker Swedenburg</b>	<b>2010-Pres.</b>	<b>41.48</b>	<b>128</b>	<b>5310</b>

## PUNTING AVERAGE (MIN. 75 ATT.)

Player	Seasons	No.	Yds.	Avg.
1. Jeff Walker	1996-99	141	6126	43.44
2. Todd Jordan	1989-93	112	4793	42.80
3. Jared Cook	2001-04	198	8313	41.98
4. Andy Russ	1993-96	159	6672	41.96
<b>5. Baker Swedenburg</b>	<b>2010-Pres.</b>	<b>128</b>	<b>5310</b>	<b>41.48</b>
6. Mike Patrick	1972-74	171	6999	40.93
7. Dana Moore	1979-82	217	8860	40.83
8. Heath Hutchins	2009-10	109	4436	40.70
9. Mike Riley	1987-91	213	8572	40.24
10. Jim Nabers	1977-78	92	3680	40.00

## RECEIVING RECORDS

### MOST RECEPTIONS

Career: 162, David Smith (1968-70)

### CONSECUTIVE GAMES WITH RECEPTION

Career: 30, Chad Bumphis (2009-12)

### MOST NET YARDS GAINED

Career: 2270, Chad Bumphis (2009-12)

### HIGHEST YARDS-PER-CATCH AVERAGE

Career (Min. 50 rec.): 21.9, Danny Knight (1980-83)  
[81 for 1773 yards]

Career (Min. 100): 19.1, Mardy McDole (1977-80)  
[116 for 2214 yards]

### HIGHEST YARDS-PER-GAME AVERAGE

Career: 74.8, David Smith (1968-70) [2168 in 29 games]

### MOST TOUCHDOWN RECEPTIONS

Career: 24, Chad Bumphis (2009-12)

### CONSECUTIVE GAMES WITH TD CATCH

Season: 5, Justin Jenkins (2003)

### MOST 100-YARD GAMES

Career: 8, David Smith (1968-70)

### 100-YARD RECEIVING GAMES

- 8 - David Smith (1968-70)
- 7 - Chad Bumphis (2009-12)
- 7 - Mardy McDole (1977-80)
- 6 - Bill Buckley (1971-73)
- 6 - Justin Jenkins (2000-03)
- 5 - Danny Knight (1980-83)
- 5 - Tony Burks (2006-07)
- 4 - Fred Hadley (1984-88)
- 4 - Willie Harris (1989-92)
- 4 - Eric Moulds (1993-95)
- 4 - Terrell Grindle (1999-02)
- 3 - Kevin Prentiss (1997-98)
- 2 - Sammy Milner (1968-70)
- 2 - Kelvin Love (1998-99)
- 2 - Ray Ray Bivines (2001-04)

## CAREER RECEIVING LEADERS

### PASS RECEPTIONS

Player	Seasons	Yds.	Avg.	Rec.
1. David Smith	1968-70	2168	13.4	162
2. Chad Bumphis	2009-12	2270	14.3	159
3. Sammy Milner	1968-70	1806	12.4	146
4. Justin Jenkins	2000-03	1974	14.2	139
5. Terrell Grindle	1999-02	1724	14.5	119
6. Eric Moulds	1993-95	2022	17.1	118
7. Mardy McDole	1977-80	2214	19.1	116
8. Chris Smith	2009-12	1180	10.8	109
9. Bill Buckley	1971-73	1632	16.0	102
10. Arceto Clark	2008-12	1291	14.2	91

GENERAL INFO

2013 BULLDOGS

COACHES

2012 SEASON  
RECAP

FOOTBALL  
HISTORY

TEAM RECORDS

INDIVIDUAL  
RECORDS

STADIUM  
RECORDS

BOWLS



# INDIVIDUAL CAREER RECORDS

GENERAL INFO

2013 BULLDOGS

COACHES

2012 SEASON  
RECAP

FOOTBALL  
HISTORY

TEAM RECORDS

INDIVIDUAL  
RECORDS

STADIUM  
RECORDS

BOWLS

## RECEIVING YARDAGE

Player	Seasons	Rec.	Yds.
1. Chad Bumphis	2009-12	159	2270
2. Mardye McDole	1977-80	116	2214
3. David Smith	1968-70	162	2168
4. Eric Moulds	1993-95	118	2022
5. Justin Jenkins	2000-03	139	1974
6. Sammy Milner	1968-70	146	1806
7. Danny Knight	1980-83	81	1773
8. Terrell Grindle	1999-02	119	1724
9. Bill Buckley	1971-73	102	1632
10. Fred Hadley	1984, '86-88	86	1520

## TOUCHDOWN RECEPTIONS

Player	Seasons	Rec.	TD
1. Chad Bumphis	2009-12	159	24
2. Eric Moulds	1993-95	118	17
Justin Jenkins	2000-03	139	17
4. Bill Buckley	1971-73	102	14
5. Mardye McDole	1977-80	116	13
Jerry Bouldin	1987-90	78	13
7. David Smith	1968-70	162	12
8. Sammy Milner	1968-70	146	11
9. Marcus Green	2007-12	60	10
Harper Davis	1945-48	46	10
Danny Knight	1980-83	81	10

## YARDS-PER-RECEPTION (MIN. 40 REC.)

Player	Seasons	Rec.	Yds.	YPR
1. Danny Knight	1980-83	81	1773	21.89
2. Kelvin Love	1998-99	52	1100	21.15
3. Chris Jones	1992-95	62	1199	19.34
4. Louis Clark	1983-86	62	1192	19.23
5. Mardye McDole	1977-80	116	2214	19.09
6. Willie Harris	1989-92	74	1391	18.80
7. Kevin Prentiss	1997-98	58	1066	18.38
8. Fred Hadley	1984, '86-88	86	1520	17.67
9. Eric Moulds	1993-95	118	2022	17.14
10. Glen Young	1979-82	48	771	16.06

## PUNT RETURN RECORDS

### MOST PUNT RETURNS

Career: 121, Tony James (1989-92)

### MOST PR NET YARDS GAINED

Career: 1332, Tony James (1989-92)

### HIGHEST PR YARDS-PER-GAME

Career: 32.4, Bobby Herrington (1930-33) [777 in 24 games]

Modern Era: 30.3, Tony James (1989-92) [1332 in 44 games]

### MOST PUNT RETURN TOUCHDOWNS

Career: 4, Tom McWilliams (1944, '46-48)

## KICKOFF RETURN RECORDS

### MOST KICKOFF RETURNS

Career: 112, Derek Pegues (2005-08)

### MOST KR NET YARDS GAINED

Career: 2498, Derek Pegues (2005-08)

### HIGHEST KR YARDS-PER-GAME

Career: 84.6, Leon Berry (2009) [1015 in 12 games]

### MOST KICKOFF RETURN TOUCHDOWNS

Career: 2, Leon Berry (10-3-2009 vs. Georgia Tech, 10-2-2010 vs. Alcorn State) Kevin Prentiss (9-6-1997 vs. Kentucky, 9-26-1998 vs. South Carolina)

## TOTAL RETURN RECORDS

### MOST RETURNS

Career: 199, Tony James (1989-92) [121 PR & 78 KR]

### MOST NET YARDS GAINED

Career: 3290, Derek Pegues (2005-08)  
[792 PR & 2498 KR]

### HIGHEST YARDS-PER-RETURN AVERAGE

Career: 26.7, Leon Berry (2009-10)  
[61 for 1459 yards]

### MOST TOUCHDOWNS

Career: 5, Tom McWilliams (1944, '46-48)  
[4 PR & 1 KR]

## CAREER RETURN LEADERS

### PUNT RETURNS

Player	Seasons	Avg	Yds.	Ret.
1. Tony James	1989-92	11.0	1332	121
2. Bobby Herrington	1930-31/33	8.8	777	88
3. Derek Pegues	2005-08	10.0	792	79
4. Bernard Euell	1992-95	7.3	411	56
5. Tom McWilliams	1944, '46-48	14.5	795	55

### PUNT RETURN YARDAGE

Player	Seasons	Ret.	Avg.	Yds.
1. Tony James	1989-92	121	11.0	1332
2. Tom McWilliams	1944, '46-48	55	14.5	795
3. Derek Pegues	2005-08	79	10.0	792
4. Bobby Herrington	1930-31/33	88	8.8	777
5. Marcus Rhoden	1964-66	42	13.9	585

### PUNT RETURN AVERAGE (MIN. 25 RET.)

Player	Seasons	Ret.	Yds.	Avg.
1. Frank Dowsing	1970-72	26	395	15.2
2. Tom McWilliams	1944, '46-48	55	795	14.5
3. Marcus Rhoden	1964-66	42	585	13.9
4. Kevin Prentiss	1997-98	31	383	12.4
5. Billy Stacy	1956-58	52	580	11.2

### KICKOFF RETURNS

Player	Seasons	Avg.	Yds.	Ret.
1. Derek Pegues	2005-08	22.3	2498	112
2. Tony James	1989-92	23.9	1862	78
3. John Moore	1985-89	17.6	1197	68
4. Glen Young	1979-82	23.3	1538	66
5. Walter Packer	1973-76	19.4	1166	60

### KICKOFF RETURN YARDAGE

Player	Seasons	Ret.	Avg.	Yds.
1. Derek Pegues	2005-08	112	22.3	2498
2. Tony James	1989-92	78	23.9	1862
3. Glen Young	1979-82	66	23.3	1538
4. Pig Prather	1998-01	59	23.6	1390
5. Fred Reid	2001-04	61	21.4	1303

### KICKOFF RETURN AVG. (MIN. 30 RET.)

Player	Seasons	Ret.	Yds.	Avg.
1. Leon Berry	2009-10	52	1015	26.7
2. Dan Bland	1963-65	42	1118	26.6
3. Michael Robinson	1986-89	35	850	24.3
4. Tony James	1989-92	78	1862	23.9
5. Billy Stacy	1956-58	35	832	23.8

## RUSHING RECORDS

### MOST ATTEMPTS

Career: 910, Anthony Dixon (2006-09)

### MOST NET YARDS GAINED

Career: 3994, Anthony Dixon (2006-09)

### MOST NET YARDS GAINED (QB)

Career: 2280, John Bond (1980-83)

### HIGHEST YARDS-PER-RUSH AVERAGE

Career (Min. 200 att.): 6.2, Harvey Johnson (1938-40) [234 for 1442 yards]

Career (Min. 400 att.): 6.0, Michael Haddix (1979-82) [425 for 2558 yards]

### HIGHEST YARDS-PER-GAME AVERAGE

Career (Min. 20 games): 106.6, James Johnson (1997-98) [2452 in 23 games]

Career (Min. 40 games): 83.2, Anthony Dixon (2006-09) [3994 in 48 games]

### MOST TOUCHDOWNS

Career: 42, Anthony Dixon (2006-09)

### MOST 100-YARD GAMES

Career: 17, Anthony Dixon (2006-09)

### MOST 100-YARD GAMES (QB)

Career: 9, Don Smith (1983-86)

### MOST CONSECUTIVE 100-YARD GAMES

Career: 6, Diczno Miller (2000)

## CAREER RUSHING LEADERS

### RUSHING ATTEMPTS

Player	Seasons	Yds.	Avg.	Att.
1. Anthony Dixon	2006-09	3994	4.4	910
2. Michael Davis	1991-94	2721	4.7	578
3. Jerious Norwood	2002-05	3222	5.6	573
4. John Bond	1980-83	2280	4.0	572
5. Don Smith	1983-86	1868	3.9	485
6. Walter Packer	1973-76	2820	5.8	483
7. James Johnson	1997-98	2452	5.4	453
8. Bruce Threadgill	1974-77	1211	2.7	451
9. Dennis Johnson	1974-77	2284	5.3	428
10. Michael Haddix	1979-82	2258	6.0	425

### RUSHING TOUCHDOWNS

Player	Seasons	Att.	Yds.	TD
1. Anthony Dixon	2006-09	910	3994	42
2. Vick Ballard	2010-11	379	2157	29
3. Michael Davis	1991-94	578	2721	27
4. Jackie Parker	1952-53	201	663	24
John Bond	1980-83	572	2280	24
James Johnson	1997-98	453	2452	24
7. Dontae Walker	1999-02	417	1875	22
8. Don Smith	1983-86	485	1868	21
9. Walter Packer	1973-76	483	2820	20
Michael Haddix	1979-82	425	2558	20

# INDIVIDUAL CAREER RECORDS



## RUSHING YARDAGE

Player	Seasons	Att.	Avg.	Yds.
1. Anthony Dixon	2006-09	910	4.4	3994
2. Jerious Norwood	2002-05	573	5.6	3212
3. Walter Packer	1973-76	483	5.8	2820
4. Michael Davis	1991-94	578	4.7	2721
5. Michael Haddix	1979-82	425	6.0	2558
6. James Johnson	1997-98	453	5.4	2452
7. Dennis Johnson	1974-77	428	5.3	2284
8. John Bond	1980-83	572	4.0	2280
9. Denczo Miller	1998-01	403	5.5	2209
10. Vick Ballard	2010-11	379	5.7	2157
11. Kenny Roberts	1989-92	376	5.5	2070
<b>12. LaDarius Perkins</b>	<b>2010-Pres.</b>	<b>393</b>	<b>5.1</b>	<b>2012</b>
13. Dontae Walker	1999-02	417	4.5	1875
14. Don Smith	1983-86	485	3.9	1868
15. Wayne Jones	1971-73	396	4.3	1865
16. Tom McWilliams	1944-48	412	4.4	1808
17. Hank Phillips	1985-88	382	4.6	1743
18. Keffer McGee	1994-96	323	5.1	1647
19. Lewis Grubbs	1970-72	405	3.9	1580
20. Blondy Black	1940-42	260	6.1	1577

## 100-YARD RUSHING GAMES

17 - Anthony Dixon (2006-09)
13 - Jerious Norwood (2002-05)
12 - Walter Packer (1973-76)
12 - James Johnson (1997-98)
10 - Michael Haddix (1979-82)
10 - Michael Davis (1991-94)
10 - Denczo Miller (1998-01)
10 - Vick Ballard (2010-11)
9 - Don Smith (1983-86)
8 - Dennis Johnson (1974-77)
8 - Keffer McGee (1994-96)
8 - Dontae Walker (1999-02)
7 - Wayne Jones (1971-73)
6 - Hank Phillips (1985-88)
6 - Kevin Bouie (1992-94)
<b>5 - LaDarius Perkins (2010-Present)</b>
5 - John Bond (1980-83)
5 - Kenny Roberts (1989-92)
4 - Joe Fortunato (1950-52)
4 - Bruce Threadgill (1975-77)
4 - Chris Relf (2008-11)
3 - Tom McWilliams (1944-48)
3 - Wally Beech (1949-51)
3 - James Jones (1976-79)
2 - Hoyle Granger (1963-65)
2 - Andy Rhoades (1966-68)
2 - Rockey Felker (1972-74)
2 - Stanley Howell (1976-79)
2 - Dwayne Brown (1977-80)
2 - Rodney Peters (1984-87)
2 - William Prince (1989-91)

## INDIVIDUAL SCORING RECORDS

### MOST POINTS SCORED

Career: 276, Anthony Dixon (2006-09) [46 TD]

### MOST POINTS SCORED BY A KICKER

Career: 218, Brian Hazelwood (1995-98) [48 FG & 67 XP]

### MOST TOUCHDOWNS SCORED

Career: 46, Anthony Dixon (2006-09)

### MOST POINTS RESPONSIBLE FOR (RUSHING, PASSING & KICKING)

Career: 318, Don Smith (1983-86) [52 TD & 3 2-pt PAT]

### MOST FIELD GOALS ATTEMPTED

Career: 81, Artie Cosby (1983-86)

## MOST PAT KICKS MADE

Career: 89, Adam Carlson (2005-08)  
89, Brian Hazelwood (1995-98)

## MOST PAT KICKS ATTEMPTED

Career: 94, Brian Hazelwood (1995-98)

## MOST CONSECUTIVE PAT KICKS MADE

Career: 86, Derek DePasquale (2009-11)

## CAREER SCORING LEADERS

### SCORING

Player	Seasons	TD	FG	PAT	TP
1. Anthony Dixon	2006-09	46	0	0	276
2. Brian Hazelwood	1995-98	0	43	89	218
3. Artie Cosby	1983-86	0	48	67	211
4. Joel Logan	1987-90	0	41	76	199
5. Vick Ballard	2010-11	31	0	0	186
6. Jackie Parker	1952-53	24	0	41	185
7. Michael Davis	1991-94	27	0	*2	166
8. Adam Carlson	2005-08	0	25	89	164
9. Chad Bumphis	2009-Pres.	26	0	0	156
10. Scott Westerfield	1999-00	0	30	55	145

\* - 2-point conversions

## FIELD GOALS MADE

Player	Seasons	FGA	FGM
1. Artie Cosby	1983-86	81	48
2. Brian Hazelwood	1995-98	73	43
3. Joel Logan	1987-90	61	41
4. Dana Moore	1979-82	51	34
5. Derek DePasquale	2009-11	42	32
6. Scott Westerfield	1999-00	42	30
7. Adam Carlson	2005-08	42	25
8. Chris Gardner	1989-92	41	24
Brent Smith	2002-03	30	24
10. Kinney Jordan	1975-76	40	23

## FIELD GOALS ATTEMPTED

Player	Seasons	FGM	FGA
1. Artie Cosby	1983-86	48	81
2. Brian Hazelwood	1995-98	43	73
3. Joel Logan	1987-90	41	61
4. Dana Moore	1979-82	34	51
5. Scott Westerfield	1999-00	30	42
Adam Carlson	2005-08	25	42
Derek DePasquale	2009-11	32	42
8. Chris Gardner	1989-92	24	41
9. Kinney Jordan	1975-76	23	40
10. Dave Marler	1977-78	16	35

## FIELD GOAL PCT. (MIN. 25 ATT.)

Player	Seasons	FGM	FGA	Pct.
1. Brent Smith	2002-03	24	30	.800
2. Derek DePasquale	2009-11	32	42	.762
3. Scott Westerfield	1999-00	30	42	.714
4. Joel Logan	1987-90	41	61	.672
5. Dana Moore	1979-82	34	51	.667
6. Adam Carlson	2005-08	25	42	.595
7. Artie Cosby	1983-86	48	81	.593
8. Brian Hazelwood	1995-98	43	73	.589
9. Chris Gardner	1989-92	24	41	.585
10. Kinney Jordan	1975-76	23	40	.575

## EXTRA POINTS MADE

Player	Seasons	Pct.	Att.	Made
1. Brian Hazelwood	1995-99	.947	94	89
Adam Carlson	2005-08	.978	91	89
3. Derek DePasquale	2009-11	.989	88	87
4. Joel Logan	1987-90	.905	84	76
5. Bob Morgan	1980-82	.949	78	74
6. Artie Cosby	1983-86	.971	69	67
7. Vic Nickels	1973-74	.952	62	59
8. Scott Westerfield	1999-00	.932	59	55
9. Max Stainbrook	1947-50	.781	64	50
10. Chris Gardner	1989-92	.902	51	46
Tim Rogers	1994-95	.958	48	46

## EXTRA POINTS ATTEMPTED

Player	Seasons	Made	Pct.	Att.
1. Brian Hazelwood	1995-98	89	.947	94
2. Adam Carlson	2005-08	89	.978	91
3. Derek DePasquale	2009-11	87	.989	88
4. Joel Logan	1987-90	76	.905	84
5. Bob Morgan	1980-82	74	.949	78
6. Artie Cosby	1983-86	67	.971	69
7. Max Stainbrook	1947-50	50	.781	64
8. Vic Nickels	1973-74	59	.952	62
9. Scott Westerfield	1999-00	55	.932	59
10. Chris Gardner	1989-92	46	.902	51

## INDIVIDUAL TOTAL OFF. RECORDS

### MOST PLAYS

Career: 1237, John Bond (1980-83)

### MOST NET YARDS GAINED

Career: 7097, Don Smith (1983-86)

### HIGHEST YARDS-PER-GAME AVERAGE

Career: 165.0, Don Smith (1983-86) [7097 in 43 games]

### TOUCHDOWNS RESPONSIBLE FOR (RUSHING & PASSING)

Career: 52, Don Smith (1983-86)

## CAREER TOTAL OFFENSE LEADERS

### TOTAL OFFENSE

Player	Seasons	Plays	Rush	Pass	Total
1. Don Smith	1983-86	1223	1868	5229	7097
2. John Bond	1980-83	1237	2280	4621	6901
3. Wayne Madkin	1998-01	1121	146	6336	6482
4. Kevin Fant	2000-03	635	(-207)	5631	5424
5. Derrick Taite	1993-96	924	173	5232	5405
6. Chris Relf	2008-11	860	1575	3297	4872
<b>7. Tyler Russell</b>	<b>2010-Pres.</b>	<b>680</b>	<b>125</b>	<b>4566</b>	<b>4691</b>
8. Tommy Pharr	1967-69	976	569	3720	4289
9. Tony Shell	1988-90	799	(-139)	4292	4153
10. Anthony Dixon	2006-09	910	3994	0	3994

### TDS RESPONSIBLE FOR (RUN & PASS)

Player	Seasons	Rush	Pass	TD
1. Don Smith	1983-86	21	31	52
2. Anthony Dixon	2006-09	46	0	46
3. John Bond	1980-83	24	18	42
4. Wayne Madkin	1998-01	7	34	41
5. Derrick Taite	1993-96	2	38	40
<b>Tyler Russell</b>	<b>2010-Pres.</b>	<b>3</b>	<b>37</b>	<b>40</b>
7. Jackie Parker	1952-53	24	15	39
8. Chris Relf	2008-11	9	28	37
9. Kevin Fant	2000-03	3	33	36
10. Rockey Felker	1972-74	12	23	35

GENERAL INFO

2013 BULLDOGS

COACHES

2012 SEASON  
RECAP

FOOTBALL  
HISTORY

TEAM RECORDS

INDIVIDUAL  
RECORDS

STADIUM  
RECORDS

BOWLS



# INDIVIDUAL SEASON RECORDS

GENERAL INFO

2013 BULLDOGS

COACHES

2012 SEASON RECAP

FOOTBALL HISTORY

TEAM RECORDS

INDIVIDUAL RECORDS

STADIUM RECORDS

BOWLS

## SINGLE-SEASON ALL-PURPOSE RECORDS

### MOST PLAYS

Season: 276, Anthony Dixon (2007)

### MOST NET YARDS GAINED

Season: 1664, Nick Turner (2003)

### HIGHEST YARDS-PER-PLAY AVERAGE

Season: 23.0, Eric Moulds (1994) [55 for 1263 yards]

## SINGLE-SEASON ALL-PURPOSE LEADERS

	Player	Seasons	Rush	Rec.	KR	PR	Yds.
1.	Nick Turner	2003	696	93	565	310	1664
2.	Kevin Prentiss	1998	68	681	458	339	1546
3.	Anthony Dixon	2009	1391	123	0	0	1514
4.	Dicenzo Miller	2000	1005	344	62	102	1513
5.	<b>LaDarius Perkins</b>	<b>2012</b>	<b>1024</b>	<b>160</b>	<b>325</b>	<b>0</b>	<b>1509</b>
6.	James Johnson	1998	1383	98	0	0	1481
7.	Vick Ballard	2011	1189	187	0	0	1376
8.	Keffer McGee	1995	1072	295	0	0	1367
9.	Robert Isaac	1996	527	172	469	189	1357
10.	Walter Packer	1975	1012	67	242	0	1321

## DEFENSIVE RECORDS

### MOST INTERCEPTIONS

Season: 6, Bobby Bethune (1960); Bill Crick (1969); Walt Harris (1993 & 1994); Izell McGill (1997); Corey Broomfield (2009)

### MOST INTERCEPTION RETURN YARDS

Season: 145, Johnthan Banks (2009) [4 INT]

### HIGHEST YARDS-PER-INTERCEPTION

Season (Min. 4 INT): 36.2, Johnthan Banks (2009) [4 for 145 yards]

### MOST TDS ON INTERCEPTION RETURNS

Season: 2, Harper Davis (1948); Walt Harris (1994); Conner Stephens (2000); Derek Pegues (2006); Anthony Johnson (2007); Johnthan Banks (2009); Corey Broomfield (2009)

### MOST TOTAL TACKLES

Season: 186, Calvin Zanders (1983)

## SEASON DEFENSIVE LEADERS

### INTERCEPTIONS

	Player	Year	Yds.	Avg.	Int.
1.	Bobby Bethune	1960	30	5.0	6
	Bill Crick	1969	84	14.0	6
	Walt Harris	1993	59	9.8	6
	Walt Harris	1994	41	6.8	6
	Izell McGill	1997	94	15.7	6
	Corey Broomfield	2009	118	19.7	6
7.	Billy Murphy	1946	20	4.0	5
	Harper Davis	1948	134	26.8	5
	Max Stainbrook	1949	91	18.2	5
	Sonny Fisher	1963	109	21.8	5
	James Carroll	1964	70	14.0	5
	Bill Kiser	1966	46	9.2	5
	Jim Courtney	1967	47	9.4	5
	Ken Phares	1970	63	12.2	5
	Steve Freeman	1973	14	2.8	5
	Henry Davidson	1976	98	19.8	5
	Larry Friday	1980	53	10.6	5
	Robert Bean	1998	136	27.2	5
	Fred Smoot	1999	13	2.6	5
	Fred Smoot	2000	31	6.2	5
	Derek Pegues	2007	125	24.0	5
	Johnthan Banks	2011	27	5.4	5
	Darius Slay	2012	101	20.2	5

## TOTAL TACKLES

	Player	Season	TT
1.	Calvin Zanders	1983	186
2.	Billy Jackson	1983	180
3.	Reggie Stewart	1990	179
4.	John Miller	1982	164
5.	James Williams	1988	163
6.	James Williams	1989	157
7.	Ray Costict	1974	156
	Ray Costict	1976	156
9.	Ray Costict	1975	155
10.	Aaron Pearson	1984	148

## SACKS

	Player	Season	Sacks	Yds.
1.	Billy Jackson	1980	17.0	NA
2.	Billy Jackson	1981	15.0	NA
	Willie Evans	2005	15.0	96
4.	Greg Favors	1996	12.5	112
5.	Mike McEnany	1981	12.0	NA
	Edward Smith	1998	12.0	112
7.	Tyrone Keys	1980	10.0	NA
	Robert Young	1989	10.0	72
9.	Tyrone Keys	1979	9.0	NA
	Billy Jackson	1982	9.0	NA

## YEARLY DEFENSIVE LEADERS

### INTERCEPTIONS

Year	Player	Int.	Yds.	Avg.
1946	Billy Murphy	5	20	4.0
1947	Harper Davis	2	13	6.5
1948	Harper Davis	5	134	26.8
1949	Max Stainbrook	5	91	8.2
1950	Joe Fortunato	3	33	11.0
1951	Dick Rosenberg	4	71	17.8
1952	Ollie Fairchild	3	32	10.7
1953	Jackie Parker	4	22	5.5
1954	Art Davis	4	93	23.3
1955	Jimmy Dodd	2	19	9.5
1956	Jimmy Dodd	2	75	37.5
1957	Tom Miller	4	93	23.3
1958	Billy Stacy	4	14	3.5
1959	Bobby Bethune	2	0	0.0
1960	Bobby Bethune	6	30	5.0
1961	Lee Welch	1	35	35.0
1962	Jonny Windham	2	15	7.5
1963	Sonny Fisher	5	109	21.8
1964	James Carroll	5	70	14.0
1965	Bill Kiser	2	30	15.0
	Jim Courtney	2	14	7.0
	Tommy Corbett	2	1	0.5
1966	Bill Kiser	5	46	9.2
1967	Jim Courtney	5	47	9.4
1968	Al Morrell	2	34	17.0
	Buddy Hardwich	2	6	3.0
1969	Bill Crick	6	84	14.0
1970	Ken Phares	5	63	12.6
1971	Frank Dowsing	3	29	9.7
	Emile Petro	3	9	3.0
1972	John David Calhoun	4	25	6.3
1973	Steve Freeman	5	14	2.8
1974	Steve Freeman	4	56	14.0
1975	Henry Davison	3	17	5.7
	Bobby Wallace	3	9	3.0
	Stan Black	3	8	2.7
1976	Henry Davison	5	98	19.6
1977	Kenny Johnson	4	54	13.5
1978	Kenny Johnson	3	28	9.3
1979	Rob Fesmire	4	18	4.5
1980	Larry Friday	5	53	10.6
1981	Kenneth Johnson	4	25	6.3

# INDIVIDUAL SEASON RECORDS



## INTERCEPTIONS

Year	Player	Int.	Yds.	Avg.
1982	Gary Lambert	2	35	17.5
	Kenneth Johnson	2	20	10.0
	Calvin Zanders	2	14	7.0
1983	Billy Jackson	2	45	22.5
	Kenneth Johnson	2	0	0.0
	Clay Preacher	2	0	0.0
	Calvin Zanders	2	-4	-2.0
1984	Bruce Plummer	2	15	7.5
	Kirby Jackson	2	8	4.0
	Tom Nichols	2	5	2.5
1985	Brian Hutson	2	24	12.0
	Kirby Jackson	2	15	7.5
1986	Bruce Plummer	3	34	11.3
1987	Michael Taylor	2	9	4.5
1988	Bo Russell	4	36	9.0
1989	Marc Woodard	3	9	3.0
1990	Albert Williams	2	51	25.5
	Lance Aldridge	2	22	11.0
1991	Kelvin Knight	4	58	14.5
	Tony Harris	4	42	10.5
1992	Kelvin Knight	4	90	22.5
	Charlie Davidson	4	66	16.5
1993	Walt Harris	6	59	9.8
1994	Walt Harris	6	41	6.8
1995	Walt Harris	4	62	15.5
1996	Izell McGill	4	71	17.8
1997	Izell McGill	6	94	15.7
1998	Robert Bean	5	136	27.2
1999	Fred Smoot	5	13	2.6
2000	Fred Smoot	5	31	6.2
2001	Korey Banks	4	29	7.3
2002	Darren Williams	3	44	14.7
	Korey Banks	3	6	2.0
2003	Odell Bradley	2	56	28.0
	Eric Fuller	2	13	6.5
2004	Darren Williams	4	31	7.8
2005	Jeramie Johnson	4	51	12.8
2006	Derek Pegues	4	95	23.8
2007	Derek Pegues	5	120	24.0
2008	Karlin Brown	2	31	15.5
	Derek Pegues	2	23	11.5
	Keith Fitzhugh	2	11	5.5
2009	Corey Broomfield	6	118	19.7
2010	Corey Broomfield	3	40	13.3
	Johnthan Banks	3	24	8.0
	Nickoe Whitley	3	0	0.0
2011	Johnthan Banks	5	27	5.4
2012	Darius Slay	5	101	20.2

## TOTAL TACKLES

Year	Player, Pos.	UT	AT	TT
1975	Ray Costick, LB	67	88	155
1976	Ray Costick, LB	96	60	156
1977	Mike Lawrence, LB	71	43	114
1978	Johnnie Cooks, LB	73	42	115
1979	Rusty Martin, LB	53	72	125
1980	Don Edwards, LB	58	60	118
1981	Johnnie Cooks, LB	78	45	123
1982	John Miller, LB	63	101	164
1983	Calvin Zanders, LB	80	106	186
1984	Aaron Pearson, LB	104	44	148
1985	Aaron Pearson, MLB	70	45	115
1986	Cedric Corse, ILB	86	58	144
1987	Bo Russell, SS	36	49	85
1988	James Williams, ILB	102	61	*163
1989	James Williams, ILB	95	62	157
1990	Reggie Stewart, ILB	100	79	+179
1991	Keo Coleman, ILB	59	55	114
1992	Daniel Boyd, ILB	76	52	128
1993	Juan Long, ILB	68	49	117
1994	Dwayne Curry, ILB	67	56	123
1995	Dwayne Curry, ILB	63	50	113
1996	Paul Lacoste, ILB	75	67	142
1997	Dereck Rush, ILB	53	55	108
1998	Edward Smith, OSE	69	58	127
1999	Barrin Simpson, LB	54	51	105

2000	Mario Haggan, LB	70	62	*132
2001	Mario Haggan, LB	62	33	95
2002	Mario Haggan, LB	66	53	119
2003	T.J. Mahwinney, LB	61	49	110
2004	Slovakia Griffith, DB	37	35	72
2005	Quinton Culberson, LB	49	29	78
2006	Quinton Culberson, LB	52	50	102
2007	Jamar Chaney, LB	35	54	89
2008	Dominic Douglas, LB	51	65	116
2009	Jamar Chaney, LB	39	51	90
2010	Chris White, LB	54	56	110
2011	Cameron Lawrence, LB	50	73	123
2012	Cameron Lawrence, LB	54	66	120

## SACKS

Year	Player, Pos.	No.	Yds.
1985	Aaron Pearson, LB	6.0	53
1986	Michael Simmons, DT	3.0	NA
1987	Michael Simmons, DT	3.0	16
	Anthony Butts, DT	3.0	13
1988	Darren Martin, LB	5.0	32
1989	Robert Young, DL	10.0	72
1990	Kevin Henry, DE	6.0	51
1991	Nate Williams, NT	7.0	32
1992	Jerome Brown, DE	4.0	22
1993	Herman Carroll, DE	5.0	45
1994	Larry Williams, DE	6.0	45
1995	Larry Williams, DE	6.5	39
1996	Greg Favors, DE	*12.5	112
1997	Greg Favors, DE	7.0	67
1998	Edward Smith, OSE	*12.0	112
1999	Ellis Wym, DT	5.0	25
2000	Mario Haggan, LB	5.0	47
	Pig Prather, DOG	5.0	42
2001	Mario Haggan, LB	4.0	33
	Conner Stephens, DE	4.0	28
2002	Michael Gholar, DOG	3.0	26
2003	Tommy Kelly, DT	4.0	31
2004	Willie Evans, DE	5.5	25
2005	Willie Evans, DE	*15.0	96
2006	Titus Brown, DE	7.5	54
2007	Titus Brown, DE	8.0	48
2008	K.J. Wright, LB	4.0	41
2009	Pernell McPhee, DE	5.0	24
2010	Chris White, LB	6.0	30
2011	Fletcher Cox, DT	5.0	18
2012	Preston Smith, DE	4.5	25

## SEASON PASSING RECORDS

### MOST ATTEMPTS

Season: 394, Tyler Russell (2012)

### MOST COMPLETIONS

Season: 231, Tyler Russell (2012)

### MOST CONSECUTIVE COMPLETIONS

One Game: 11, Dave Marler vs. Tennessee (10-28-1978)

Two Games: 17, Dave Marler vs. Florida State & Tennessee (1978)

### HIGHEST COMPLETION PERCENTAGE

Season (100 att.): .600, Chris Relf (2011) [114 of 190]

Season (200 att.): .588, Tyson Lee (2008) [130 of 221]

### MOST NET YARDS GAINED

Season: 2897, Tyler Russell (2012)

### MOST TOUCHDOWNS THROWN

Season: 24, Tyler Russell (2012)

### CONSECUTIVE GAMES WITH A TD PASS

Season: 6, Don Smith (1985); Derrick Taite (1995); Kevin Fant (2003)

### MOST INTERCEPTIONS THROWN

Season: 21, Kevin Fant (2003)

## CONSECUTIVE ATT. WITHOUT AN INT.

One Season: 137, Wesley Carroll (2007); Tyler Russell (2012)

## MOST 300-YARD GAMES

Season: 3, Dave Marler (1978)

## 200-YARD PASSING GAMES

8	-	Tyler Russell (2012)
6	-	Tommy Pharr (1968)
6	-	Dave Marler (1978)
6	-	Derrick Taite (1995)
5	-	Tommy Pharr (1969)
5	-	Don Smith (1985)
5	-	Tony Shell (1988)
5	-	Wayne Madkin (2000)
5	-	Kevin Fant (2003)

## SEASON PASSING LEADERS

### PASSING YARDAGE

Player	Season	Att.	Cmp.	Pct.	Yds.
1. Tyler Russell	2012	394	231	.586	2897
2. Dave Marler	1978	287	163	.568	2422
3. Don Smith	1985	312	143	.458	2332
4. Derrick Taite	1995	309	165	.534	2241
5. Kevin Fant	2003	351	186	.530	2151
6. Todd Jordan	1993	294	131	.446	1935
7. Kevin Fant	2002	311	163	.524	1918
8. Tony Shell	1990	293	151	.515	1909
9. Wayne Madkin	2000	246	138	.561	1908
10. Tony Shell	1988	335	153	.457	1884
Wayne Madkin	1999	257	135	.525	1884

### PASS ATTEMPTS

Player	Season	Yds.	Pct.	Cmp.	Att.
1. Tyler Russell	2012	2897	.586	231	394
2. Kevin Fant	2003	2151	.530	186	351
3. Tony Shell	1988	1884	.457	153	335
4. Tommy Pharr	1968	1838	.542	173	319
5. Don Smith	1985	2332	.458	143	312
6. Kevin Fant	2002	1918	.524	163	311
7. Derrick Taite	1995	2241	.534	165	309
8. Joe Reed	1970	1616	.469	138	294
Todd Jordan	1993	1935	.446	131	294
10. Tony Shell	1990	1909	.515	151	293

### PASS COMPLETIONS

Player	Season	Yds.	Att.	Cmp.
1. Tyler Russell	2012	2897	394	231
2. Kevin Fant	2003	2151	351	186
3. Tommy Pharr	1968	1838	319	173
4. Derrick Taite	1995	2241	309	165
5. Dave Marler	1978	2422	287	163
Kevin Fant	2002	1918	311	163
7. Tony Shell	1988	1884	335	153
Tyson Lee	2008	1519	260	153
9. Tony Shell	1990	1909	293	151
10. Don Smith	1985	2332	312	143

### COMPLETION PERCENTAGE (MIN. 50 ATT.)

Player	Season	Att.	Cmp.	Pct.
1. Chris Relf	2011	190	114	.600
2. Tyson Lee	2009	221	130	.588
Tyson Lee	2008	260	153	.588
4. Chris Relf	2010	220	129	.586
Tyler Russell	2012	394	231	.586
6. Tyler Russell	2010	67	39	.582
7. Dave Marler	1978	287	163	.568
8. Rocky Felker	1973	106	60	.566
9. Omarr Conner	2006	135	76	.563
10. Wayne Madkin	2000	246	138	.561

GENERAL INFO

2013 BULLDOGS

COACHES

2012 SEASON  
RECAP

FOOTBALL  
HISTORY

TEAM RECORDS

INDIVIDUAL  
RECORDS

STADIUM  
RECORDS

BOWLS



# INDIVIDUAL SEASON RECORDS

## GENERAL INFO

### PASSING EFFICIENCY (MIN. 50 ATT.)

	Player	Year	Yds.	TD	Int.	P.E.
1.	<b>Tyler Russell</b>	<b>2010</b>	<b>635</b>	<b>5</b>	<b>6</b>	<b>144.54</b>
2.	Bruce Threadgill	1976	807	7	4	143.69
3.	Chris Relf	2010	1789	13	6	140.99
4.	<b>Tyler Russell</b>	<b>2012</b>	<b>2897</b>	<b>24</b>	<b>10</b>	<b>135.42</b>
5.	<b>Tyler Russell</b>	<b>2011</b>	<b>1034</b>	<b>8</b>	<b>4</b>	<b>135.08</b>
6.	Sleepy Robinson	1991	1167	8	7	132.93
7.	Derrick Taite	1994	1806	14	8	132.67
8.	Rockey Felker	1973	782	9	8	131.50
9.	Dave Marler	1978	2422	11	17	128.48
10.	Kevin Fant	2001	1352	8	9	127.04

## 2013 BULLDOGS

### PASSING YARDS-PER-GAME

	Player	Year	GP	Att.	Cmp.	Yds.	YPG
1.	<b>Tyler Russell</b>	<b>2012</b>	<b>12</b>	<b>394</b>	<b>231</b>	<b>2897</b>	<b>241.42</b>
2.	Dave Marler	1978	11	287	163	2422	220.18
3.	Don Smith	1985	11	312	143	2332	212.00
4.	Derrick Taite	1995	11	309	165	2241	203.73
5.	Tommy Pharr	1969	8	258	140	1603	200.38
6.	Kevin Fant	2002	10	311	163	1918	191.80
7.	Tony Shell	1988	10	335	153	1884	188.40
8.	Tommy Pharr	1968	10	319	173	1838	183.80
9.	Kevin Fant	2003	12	351	186	2151	179.20
10.	Todd Jordan	1993	11	294	131	1935	175.91

## COACHES

### TOUCHDOWN PASSES

	Player	Year	Att.	Cmp.	Yds.	No.
1.	<b>Tyler Russell</b>	<b>2012</b>	<b>394</b>	<b>231</b>	<b>2897</b>	<b>24</b>
2.	Derrick Taite	1995	309	165	2241	16
3.	Don Smith	1985	312	143	2332	15
4.	Derrick Taite	1994	220	110	1806	14
	Kevin Fant	2003	351	186	2151	14
6.	Tony Shell	1988	335	153	1884	13
	Chris Relf	2010	220	129	1789	13
8.	Tommy Pharr	1969	258	140	1603	11
	Dave Marler	1978	287	163	2422	11
	Todd Jordan	1993	294	131	1935	11
	Wayne Madkin	1998	199	96	1532	11

## 2012 SEASON RECAP

### YEARLY PASSING LEADERS

Year	Player	Att.	Cmp.	Pct.	Yds.	TD
1946	Billy Murphy	60	21	.350	279	5
1947	Tom McWilliams	61	30	.492	360	3
1948	Tom McWilliams	74	41	.554	412	4
1949	Don Robinson	105	29	.276	303	1
1950	Frank Branch	40	24	.600	313	1
1951	Frank Branch	44	20	.455	198	0
1952	Jackie Parker	97	45	.464	811	8
1953	Jackie Parker	69	41	.594	603	7
1954	Bobby Collins	45	20	.444	337	3
1955	Bill Stanton	57	27	.474	554	5
1956	Billy Stacy	71	32	.451	464	3
1957	Billy Stacy	41	13	.317	248	3
1958	Billy Stacy	70	32	.457	388	2
1959	John Corroero	44	21	.477	251	2
1960	Charlie Furlow	114	63	.553	599	2
1961	Charlie Furlow	65	36	.554	389	0
1962	Charlie Furlow	111	62	.559	744	3
1963	Sonny Fisher	74	36	.486	353	2
1964	Ashby Cook	61	35	.574	426	2
1965	Ashby Cook	162	78	.481	1032	8
1966	Don Saget	166	69	.416	753	2
1967	Tommy Pharr	71	26	.366	279	4
1968	Tommy Pharr	319	173	.542	1838	9
1969	Tommy Pharr	258	140	.543	1603	11
1970	Joe Reed	294	138	.469	1616	8
1971	Hal Chealander	155	66	.426	937	2
1972	Rockey Felker	161	74	.460	992	6
1973	Rockey Felker	106	60	.566	782	9
1974	Rockey Felker	155	73	.471	1147	8
1975	Bruce Threadgill	123	43	.350	575	2
1976	Bruce Threadgill	89	45	.506	807	7
1977	Bruce Threadgill	219	91	.416	1317	7
1978	Dave Marler	287	163	.568	2422	11
1979	Tony Black	62	23	.371	363	2
1980	John Bond	133	59	.444	849	5
1981	John Bond	144	65	.451	875	4
1982	John Bond	183	91	.497	1591	7

## FOOTBALL HISTORY

## TEAM RECORDS

## INDIVIDUAL RECORDS

## STADIUM RECORDS

## BOWLS

1983	John Bond	205	92	.449	1306	2
1984	Don Smith	176	75	.426	1236	6
1985	Don Smith	312	143	.458	2332	15
1986	Don Smith	244	120	.492	1609	10
1987	Mike Davis	129	60	.465	779	2
1988	Tony Shell	335	153	.457	1884	13
1989	Tony Shell	87	45	.517	499	2
1990	Tony Shell	293	151	.515	1909	10
1991	Sleepy Robinson	141	77	.546	1167	8
1992	Greg Plump	129	54	.419	863	4
1993	Todd Jordan	294	131	.446	1935	11
1994	Derrick Taite	220	110	.500	1806	14
1995	Derrick Taite	309	165	.534	2241	16
1996	Derrick Taite	171	75	.439	1009	6
1997	Matt Wyatt	201	92	.458	1369	6
1998	Wayne Madkin	199	96	.482	1532	11
1999	Wayne Madkin	257	135	.525	1884	10
2000	Wayne Madkin	246	138	.561	1908	8
2001	Kevin Fant	170	94	.521	1352	8
2002	Kevin Fant	311	163	.524	1918	10
2003	Kevin Fant	351	186	.530	2151	14
2004	Omarr Conner	205	107	.522	1224	6
2005	Omarr Conner	167	86	.515	903	8
2006	Michael Henig	169	74	.438	1201	7
2007	Wesley Carroll	255	134	.525	1392	9
2008	Tyson Lee	260	153	.588	1519	7
2009	Tyson Lee	221	130	.588	1444	4
2010	Chris Relf	220	129	.586	1789	13
2011	Chris Relf	190	114	.600	1212	10
2012	<b>Tyler Russell</b>	<b>394</b>	<b>231</b>	<b>.586</b>	<b>2897</b>	<b>24</b>

### SEASON PUNTING RECORDS

#### MOST PUNTS

Season: 95, Dick McGraw (1967)

#### HIGHEST YARDS-PER-PUNT AVERAGE

Season: 46.5, Andy Russ (1996) [53 for 2466]

### SEASON PUNTING LEADERS

#### PUNTS

	Player	Season	Yds.	Avg.	No.
1.	Dick McGraw	1967	3567	37.55	95
2.	Blake McAdams	2008	3049	38.60	79
3.	Lanny Sheffield	1971	3035	39.42	77
	Blake McAdams	2007	3024	39.27	77
5.	Mike Riley	1989	3078	41.04	75
6.	Dick McGraw	1966	2777	39.11	71
	<b>Baker Swedenburg</b>	<b>2011</b>	<b>2970</b>	<b>41.83</b>	<b>71</b>
8.	Blake McAdams	2005	2891	41.89	69
9.	Blake McAdams	2006	2598	32.21	68
10.	Conn Canale	1969	2550	38.06	67

#### PUNTING YARDS

	Player	Season	Avg.	No.	Yds.
1.	Dick McGraw	1967	37.55	95	3567
2.	Mike Riley	1989	41.04	75	3078
3.	Blake McAdams	2008	38.60	79	3049
4.	Lanny Sheffield	1971	39.42	77	3035
5.	Blake McAdams	2007	39.27	77	3024
	<b>Baker Swedenburg</b>	<b>2011</b>	<b>41.83</b>	<b>71</b>	<b>2970</b>
7.	Blake McAdams	2005	41.89	69	2891
8.	Dick McGraw	1966	39.11	71	2777
9.	Mike Patrick	1973	44.45	60	2667
10.	Prentiss Cole	2000	41.28	63	2601

#### PUNTING AVERAGE (MIN. 20 ATT.)

	Player	Season	No.	Yds.	Avg.
1.	Andy Russ	1996	53	2466	46.53
2.	Jeff Walker	1997	45	2049	45.53
3.	Mike Patrick	1973	60	2667	44.45
4.	Jared Cook	2004	49	2143	43.73
5.	Todd Jordan	1992	52	2267	43.60
6.	Robert Wallis	2003	30	1300	43.33
7.	Todd Jordan	1993	51	2175	42.91
8.	Jeff Walker	1999	52	2221	42.71
9.	Jeff Walker	1998	44	1856	42.20
10.	Jared Cook	2002	48	2024	42.17

### YEARLY PUNTING LEADERS

Year	Player	No.	Yds.	Avg.
1946	Billy Murphy	24	998	41.6
1947	Tom McWilliams	41	1436	35.0
1948	Tom McWilliams	44	1616	36.7
1949	Jim Pittman	25	1010	40.4
1950	Joe Fortunato	37	1402	37.9
1951	Bobby Collins	55	1854	33.7
1952	Bobby Collins	44	1703	38.7
1953	Bobby Collins	24	930	38.8
1954	Bobby Collins	33	1330	40.3
1955	Art Davis	16	652	40.8
1956	Gil Peterson	20	746	37.3
1957	Gil Peterson	25	920	36.8
1958	Gil Peterson	36	1424	39.6
1959	Bill Schoenrock	48	1827	38.1
1960	Charlie Furlow	38	1273	33.5
1961	Randy Hutto	24	835	34.8
1962	Charlie Furlow	41	1357	33.1
1963	Ode Burrell	41	1532	37.4
1964	James Carroll	56	2048	36.6
1965	Dick McGraw	48	2014	*42.0
1966	Dick McGraw	71	2777	39.1
1967	Dick McGraw	95	3567	37.5
1968	Conn Canale	51	2065	40.5
1969	Conn Canale	67	2550	38.1
1970	Sammy Milner	30	1131	37.7
1971	Lanny Sheffield	77	3035	39.4
1972	Mike Patrick	48	1853	38.6
1973	Mike Patrick	60	2667	44.5
1974	Mike Patrick	63	2479	39.3
1975	Gerald Vaught	60	2150	35.8
1976	Gerald Vaught	62	2473	39.9
1977	Jim Nabers	56	2224	39.7
1978	Jim Nabers	36	1456	40.4
1979	Dana Moore	52	2053	39.5
1980	Dana Moore	52	2104	40.5
1981	Dana Moore	60	2504	41.7
1982	Dana Moore	53	2199	41.5
1983	Tim Cutts	54	2235	41.4
1984	Brian Hutson	42	1572	37.4
1985	Robert Smith	50	1916	38.3
1986	Tommy Parks	38	1513	39.8
1987	Tommy Parks	55	2149	39.1
1988	Mike Riley	36	1453	40.4
1989	Mike Riley	75	3078	41.0
1990	Mike Riley	57	2332	40.9
1991	Mike Riley	42	1660	39.5
1992	Todd Jordan	52	2267	*43.6
1993	Todd Jordan	56	2403	42.9
1994	Andy Russ	50	1906	38.1
1995	Andy Russ	49	2031	41.4
1996	Andy Russ	53	2466	46.5
1997	Jeff Walker	45	2049	45.5
1998	Jeff Walker	44	1856	42.2
1999	Jeff Walker	52	2221	42.7
2000	Prentiss Cole	63	2601	41.3
2001	Jared Cook	60	2445	40.8
2002	Jared Cook	48	2024	42.2
2003	Robert Wallis	30	1300	43.3
2004	Jared Cook	49	2143	*43.7
2005	Blake McAdams	69	2891	41.9
2006	Blake McAdams	68	2598	38.2
2007	Blake McAdams	77	3024	39.3
2008	Blake McAdams	79	3049	38.6
2009	Heath Hutchins	50	1986	39.7
2010	Heath Hutchins	59	2450	41.5
2011	Baker Swedenburg	71	2970	41.8
2012	Baker Swedenburg	57	2340	41.1

# INDIVIDUAL SEASON RECORDS



## SEASON RECEIVING RECORDS

### MOST RECEPTIONS

Season: 74, David Smith (1970)

Season, Running Back: 37, Justin Griffith (1999)

### MOST NET YARDS GAINED

Season: 1035, Mardye McDole (1978)

### HIGHEST YARDS-PER-CATCH AVERAGE

Season (Min. 25 rec.): 25.0, Danny Knight (1982)  
[37 for 924 yards]

Season (Min. 50 rec.): 15.9, Chad Bumphis (2012)  
[58 for 922 yards]

### HIGHEST YARDS-PER-GAME AVERAGE

Season: 94.5, David Smith (1969) [756 in 8 games]

### MOST TOUCHDOWN RECEPTIONS

Season: 12, Chad Bumphis (2012)

### CONSECUTIVE GAMES WITH TD CATCH

Season: 5, Justin Jenkins (2003)

### MOST 100-YARD GAMES

Season: 5, Mardye McDole (1978), Tony Burks (2006)

### 100-YARD RECEIVING GAMES

- 5 - Mardye McDole (1978)
- 5 - Tony Burks (2006)
- 4 - Chad Bumphis (2012)
- 4 - David Smith (1969)
- 4 - Bill Buckley (1972)
- 4 - Danny Knight (1982)
- 4 - Justin Jenkins (2003)

## SEASON RECEIVING LEADERS

### PASS RECEPTIONS

Player	Seasons	Yds.	Avg.	Rec.
1. David Smith	1970	987	13.3	74
2. Sammy Milner	1968	909	14.2	64
Sammy Milner	1969	745	11.6	64
4. Eric Moulds	1995	779	12.6	62
Justin Jenkins	2003	880	14.2	62
6. Chad Bumphis	2012	922	15.9	58
7. Brandon McRae	2008	518	10.2	51
8. David Smith	1969	756	15.1	50
9. Mardye McDole	1978	1035	21.6	48
10. Bill Buckley	1972	776	16.5	47

### RECEIVING YARDAGE

Player	Year	Rec.	Avg.	Yds.
1. Mardye McDole	1978	48	21.6	1035
2. David Smith	1970	74	13.3	987
3. Danny Knight	1982	37	25.0	924
4. Sammy Milner	1968	64	14.2	909
5. Chad Bumphis	2012	58	15.9	922
6. Justin Jenkins	2003	62	14.2	880
7. Tony Burks	2006	35	24.3	850
8. Eric Moulds	1994	39	21.7	845
9. Kelvin Love	1999	43	19.4	834
10. Eric Moulds	1995	62	12.6	779

## TOUCHDOWN RECEPTIONS

Player	Year	Rec.	Yds.	Avg.	TD
1. Chad Bumphis	2012	58	922	15.9	12
2. Justin Jenkins	2003	62	880	14.2	9
3. Justin Jenkins	2001	42	661	15.7	8
4. Bill Buckley	1973	41	661	16.1	7
Mardye McDole	1978	48	1035	21.6	7
Danny Knight	1982	37	924	25.0	7
Eric Moulds	1994	39	845	21.7	7
8. Marcus Green	2012	19	215	11.3	6
Sammy Milner	1969	64	745	11.6	6
David Smith	1970	74	987	13.3	6
Bill Buckley	1972	47	776	16.5	6
Jerry Bouldin	1990	32	447	14.0	6
Eric Moulds	1995	62	779	12.6	6

### YARDS PER RECEPTION (MIN. 20)

Player	Seasons	Rec.	Yds.	YPR
1. Danny Knight	1982	37	924	24.97
2. Tony Burks	2006	35	850	24.28
3. Chris Jones	1993	24	541	22.54
4. Willie Harris	1991	24	529	22.04
5. Eric Moulds	1994	39	845	21.67
6. Mardye McDole	1978	48	1035	21.56
7. Danny Knight	1983	34	671	19.74
8. Kelvin Love	1999	43	834	19.40
9. Kevin Prentiss	1997	20	385	19.25
10. Mardye McDole	1979	20	380	19.00

## YEARLY RECEIVING LEADERS

Year	Player	Rec.	Yds.	Avg.	TD
1946	Kermit Davis	11	158	14.4	1
1947	Harper Davis	15	229	15.3	3
1948	Harper Davis	12	94	7.8	1
1949	Murry Alexander	14	131	9.4	1
1950	Steve Clark	14	150	11.5	3
1951	John Katusa	10	73	7.3	0
1952	Norm Duplain	14	265	18.9	0
1953	Art Davis	11	150	13.6	3
1954	Levaine Hollingshead	11	180	16.4	2
1955	Ron Bennett	12	248	20.7	3
1956	Ron Bennett	15	227	15.1	2
1957	Gil Peterson	7	95	13.6	2
1958	P.L. Blake	6	85	14.2	0
1959	Lee Welch	14	127	9.1	0
1960	Lee Welch	12	98	8.2	0
1961	Johnny Baker	22	323	14.7	1
1962	Ode Burrell	24	204	8.5	2
1963	Tommy Inman	12	179	14.9	2
1964	Tommy Inman	21	338	16.1	2
1965	Don Saget	24	373	15.5	4
1966	Marcus Rhoden	31	365	11.8	0
1967	Johnny Woitt	8	82	10.3	2
1968	Sammy Milner	*64	909	14.2	5
1969	Sammy Milner	64	745	11.6	6
1970	David Smith	*74	987	13.3	6
1971	Eric Hoggatt	28	365	13.0	0
1972	Bill Buckley	*47	776	16.5	6
1973	Bill Buckley	*41	661	16.1	7
1974	Howard Lewis	21	330	15.7	1
1975	Gavin Rees	18	292	16.2	2
1976	Robert Chatman	15	277	18.5	3
1977	Mardye McDole	29	510	17.6	2
1978	Mardye McDole	*48	1035	21.6	7
1979	Mardye McDole	20	380	19.0	3
1980	Mardye McDole	19	289	15.2	1
1981	Glen Young	19	263	13.8	1
1982	Danny Knight	37	924	25.0	7
1983	Danny Knight	34	671	19.7	2
1984	Mikel Williams	23	177	7.7	1
1985	Jeff Patton	34	416	12.2	2
1986	Fred Hadley	28	529	18.9	3
1987	Fred Hadley	28	499	17.8	1
1988	Fred Hadley	29	477	16.5	5

1989	Jesse Anderson	21	230	11.0	0
1990	Jerry Bouldin	32	447	14.0	6
1991	Willie Harris	24	529	22.0	1
1992	Willie Harris	35	574	16.4	3
1993	Chris Jones	24	541	22.5	2
1994	Eric Moulds	39	845	21.7	7
1995	Eric Moulds	62	779	12.6	6
1996	Lamont Woodberry	27	305	11.3	2
1997	Lamont Woodberry	24	342	14.2	3
1998	Kevin Prentiss	38	681	17.9	3
1999	Kelvin Love	43	834	19.4	3
2000	Terrell Grindle	31	436	14.1	2
2001	Justin Jenkins	42	661	15.7	8
2002	Ray Ray Bivines	40	511	12.8	4
2003	Justin Jenkins	62	880	14.2	9
2004	Will Prosser	24	328	13.7	0
2005	Will Prosser	28	286	10.2	0
2006	Tony Burks	35	850	24.3	5
2007	Jamaye Smith	33	510	15.5	3
2008	Brandon McRae	51	518	10.2	3
2009	Chad Bumphis	32	375	11.7	4
2010	Chad Bumphis	44	634	14.4	5
2011	Arceto Clark	30	442	14.7	4
2012	Chad Bumphis	58	922	15.9	12*

\*Led SEC

## SEASON RETURN RECORDS

### MOST PUNT RETURNS

Season: 40, Tony James (1989)

### MOST PR NET YARDS GAINED

Season: 437, Tony James (1989)

### HIGHEST PR YARDS-PER-GAME

Season: 60.7, Bobby Herrington (1933) [425 in 7 games]

Modern Era: 41.3, Marcus Rhoden (1965) [413 in 10 games]

### MOST PUNT RETURN TOUCHDOWNS

Season: 3, Marcus Rhoden (1965)

### MOST KICKOFF RETURNS

Season: 38, Leon Berry (2009)

### MOST KR NET YARDS GAINED

Season: 1015, Leon Berry (2009)

### HIGHEST KR YARDS-PER-GAME

Season: 84.6, Leon Berry (2009) [1015 in 12 games]

### MOST KICKOFF RETURN TOUCHDOWNS

Season: 1, Many Times [Last: Jameon Lewis 100yd vs. Ole Miss (11-24-12)]

### MOST TOTAL RETURNS

Season: 61, Tony James (1989) [40 PR & 21 KR]

### MOST NET YARDS GAINED

Season: 1037, Derek Pegues (2006) [350 PR & 687 KR]

### HIGHEST YARDS-PER-RETURN AVERAGE

Season: 26.8, Leon Berry (2010) [14 for 378 yards]

### MOST TOUCHDOWNS

Season: 3, Marcus Rhoden (1965) [3 PR]

GENERAL INFO

2013 BULLDOGS

COACHES

2012 SEASON RECAP

FOOTBALL HISTORY

TEAM RECORDS

INDIVIDUAL RECORDS

STADIUM RECORDS

BOWLS



# INDIVIDUAL SEASON RECORDS

GENERAL INFO

## INDIVIDUAL LONG RETURN PLAYS

### KICKOFF RETURNS

100, Jameon Lewis vs. Ole Miss (11-24-12)
100, Glen Young vs. LSU (11-15-1980)
100, Fred Reid vs. Memphis (10-11-2003)
99, Carl Sikes vs. LSU (11-25-1933)
98, Dennis Cross vs. Howard (10-3-1936)
97, Leon Berry vs. Alcorn State (10-2-2010)
96, Jerry Bouldin vs. Southern Miss (9-9-1989)
95, Morley Jennings vs. Howard (11-18-1910)
95, Frank Smith vs. Howard (11-18-1910)
95, Blondy Black vs. Ole Miss (11-28-1942)
95, Marcus Rhoden vs. Southern Miss (10-8-1966)
94, Kevin Prentiss vs. Kentucky (9-6-1997)
93, Tom McWilliams vs. Auburn (11-11-1944)

### PUNT RETURNS

90, Ken Phares vs. Lamar (10-16-1971)
89, Marcus Rhoden vs. Houston (9-18-1965)
88, Frank Dowsing vs. Alabama (10-30-1971)
87, Glen Young vs. Vanderbilt (9-19-1981)
83, Kevin Prentiss vs. Tennessee (12-5-1998)
82, Chad Bumphis vs. Louisiana Tech (9-24-2011)
81, Derek Pegues vs. Jacksonville State (10-14-2006)
82, Jim Tait vs. Memphis (10-1-1955)
80, Harvey Johnson vs. Howard (9-23-1939)
77, Richard Blackmore vs. Kansas State (10-5-1974)

## SEASON RETURN LEADERS

### PUNT RETURNS

Player	Season	Avg	Yds.	Ret.
1. Tony James	1989	10.9	437	40
2. Bobby Herrington	1933	11.2	425	38
3. Tony James	1992	9.9	358	36
4. Eddie Myles	1987	9.2	266	29
5. Nick Turner	2003	11.1	310	28

### PUNT RETURN YARDAGE

Player	Season	Ret.	Avg.	Yds.
1. Tony James	1989	40	10.9	437
2. Bobby Herrington	1933	38	11.2	425
3. Marcus Rhoden	1965	19	21.7	413
4. Tony James	1992	36	9.9	358
5. Derek Pegues	2006	25	14.0	350
6. Tony James	1990	23	14.8	341
7. Kevin Prentiss	1998	26	13.0	339
8. Nick Turner	2003	28	11.1	310
9. Glen Young	1981	19	16.2	307
10. Tom McWilliams	1946	19	16.1	306

### PUNT RETURN AVERAGE (MIN. 10 RET.)

Player	Season	Ret.	Yds.	Avg.
1. Marcus Rhoden	1965	19	413	21.7
2. Frank Dowsing	1971	14	260	18.6
3. Tony Kotowski	1951	13	219	16.8
4. Glen Young	1981	19	307	16.2
5. Tom McWilliams	1946	19	306	16.1

### KICKOFF RETURNS

Player	Season	Avg.	Yds.	Ret.
1. Leon Berry	2009	26.7	1015	38
2. Derek Pegues	2008	22.8	708	31
3. Derek Pegues	2006	23.7	687	29
4. Derek Pegues	2005	20.0	559	28
5. David Smith	1968	21.9	590	27
John Moore	1987	17.2	464	27
Eddie Myles	1988	19.8	535	27

### KICKOFF RETURN YARDAGE

Player	Season	Ret.	Avg.	Yds.
1. Leon Berry	2009	38	26.7	1015
2. Derek Pegues	2008	31	22.8	708
3. Derek Pegues	2006	29	23.7	687
4. Michael Robinson	1986	26	24.7	643
5. David Smith	1968	27	21.9	590
6. Fred Reid	2003	25	23.1	577
7. Marcus Rhoden	1966	26	22.0	572
8. Pig Prather	2001	25	22.8	569
9. Nick Turner	2003	24	23.5	565
10. Dan Bland	1964	20	27.9	558

## KICKOFF RETURN AVERAGE (MIN. 10 RET.)

Player	Season	Ret.	Yds.	Avg.
1. Eric Moulds	1994	13	426	32.8
2. James Otis Doss	1977	16	450	28.1
4. Dan Bland	1964	20	558	27.9
5. Glen Young	1980	19	525	27.6

## YEARLY PUNT RETURN LEADERS

Year	Player	Ret.	Yds.	Avg.	TD
1946	Tom McWilliams	19	306	16.1	1
1947	Tom McWilliams	16	226	14.1	1
1948	Tom McWilliams	11	100	9.1	0
1949	Max Stainbrook	16	103	6.4	--
1950	Norm Duplain	15	212	14.1	--
1951	Tony Kotowski	13	217	16.7	--
1952	Charles Caven	22	153	7.0	--
1953	Jackie Parker	17	156	9.2	0
1954	Bobby Collins	13	137	10.5	--
1955	Jim Tait	3	103	34.3	--
1956	Billy Stacy	24	290	+12.1	1
1957	Billy Stacy	17	144	8.5	0
1958	Billy Stacy	11	146	13.3	0
1959	Billy Hill	6	85	14.2	0
1960	Billy Tohill	5	43	8.6	0
1961	Billy Hill	7	47	6.7	0
1962	Ode Burrell	10	102	10.2	0
1963	Ode Burrell	15	163	10.9	0
1964	Dan Bland	17	115	6.8	0
1965	Marcus Rhoden	19	413	*21.7	3
1966	Marcus Rhoden	22	170	7.7	0
1967	Conn Canale	9	76	8.4	0
1968	David Smith	9	98	10.9	0
1969	David Smith	6	54	9.0	0
1970	David Smith	5	40	8.0	0
1971	Frank Dowsing	14	260	18.6	2
1972	Frank Dowsing	12	135	11.3	1
1973	Steve Freeman	8	50	6.3	0
1974	Richard Blackmore	12	126	10.5	1
1975	Stan Black	14	64	4.6	0
1976	Stan Black	16	196	12.3	0
1977	Henry Davison	18	97	5.4	0
1978	Richard Blackmore	11	155	*14.1	0
1979	Kenny Johnson	15	71	4.7	0
1980	Mardye McDole	23	251	10.9	1
1981	Glen Young	19	307	+16.2	2
1982	Glen Young	27	205	7.6	0
1983	Danny Knight	9	73	8.1	0
1984	Orlando Lundie	22	189	8.6	0
1985	Orlando Lundie	13	46	3.5	0
1986	Milton Smith	10	40	4.0	0
1987	Eddie Myles	29	266	9.2	0
1988	Eddie Myles	16	126	7.9	0
1989	Tony James	40	437	10.9	0
1990	Tony James	23	341	*14.8	2
1991	Tony James	22	196	8.9	0
1992	Tony James	36	358	10.0	1
1993	Scott Gumina	13	180	13.8	1
1994	Bernard Euell	25	199	8.0	0
1995	Bernard Euell	11	57	5.2	0
1996	Robert Isaac	19	189	9.9	0
1997	Robert Isaac	23	198	8.6	0
1998	Kevin Prentiss	26	339	*13.0	1
1999	Pig Prather	17	125	7.4	0
2000	Larry Huntington	22	212	9.6	0
2001	Ray Ray Bivines	12	125	10.4	0
2002	Korey Banks	20	200	10.0	0
2003	Nick Turner	28	310	11.1	0
2004	Jonathan Lowe	17	195	11.5	1
2005	Jerious Norwood	4	43	10.8	0
2006	Derek Pegues	25	350	14.0	1
2007	Derek Pegues	27	268	9.9	1
2008	Derek Pegues	26	172	6.6	0
2009	Leon Berry	9	69	7.7	0
2010	Chad Bumphis	16	137	8.6	0
2011	Johnthan Banks	16	166	10.4	1
2012	Johnthan Banks	14	123	8.8	0

## YEARLY KICK RETURN LEADERS

Year	Player	Ret.	Yds.	Avg.	TD
1946	Harper Davis	5	142	28.4	--
1947	Harper Davis	7	117	16.7	--
1948	Carl Scheider	2	96	48.0	--
1949	Cliff O'Connor	10	161	16.1	--
1950	Norm Duplain	11	226	20.5	--
1951	Norm Duplain	9	248	27.6	--
1952	Jackie Parker	13	305	23.5	0
1953	Jackie Parker	6	121	20.2	0
1954	Bobby Collins	8	109	13.6	--
1955	William E. Morgan	10	239	23.9	--
1956	Billy Stacy	12	248	20.7	0
1957	Billy Stacy	11	273	24.8	0
1958	Billy Stacy	12	309	25.8	0
1959	Willie Daniel	10	226	22.6	0
1960	Pat Shute	11	263	23.9	0
1961	Jimmy Jenkins	7	146	20.9	0
1962	Ode Burrell	11	225	20.5	0
1963	Ode Burrell	10	261	26.1	0
1964	Dan Bland	20	558	+27.9	1
1965	Dan Bland	20	499	*25.0	0
1966	Marcus Rhoden	26	572	+22.0	1
1967	Tommy Garrison	11	202	18.4	0
1968	David Smith	27	590	*21.9	0
1969	David Smith	16	394	24.6	0
1970	Frank Dowsing	16	371	23.2	0
1971	Lewis Grubbs	18	336	18.7	0
1972	Ken Phares	25	544	21.8	0
1973	Walter Packer	26	547	*21.0	0
1974	Steve Wohliert	10	203	20.3	0
1975	Walter Packer	12	242	20.2	0
1976	Walter Packer	12	195	16.3	0
1977	James Otis Doss	16	450	28.1	0
1978	Willie Jackson	12	222	18.5	0
1979	James Jones	8	199	24.9	1
1980	Glen Young	19	525	*27.6	1
1981	Glen Young	18	407	22.6	0
1982	Glen Young	20	431	21.6	0
1983	Danny Knight	9	201	22.3	0
1984	John Lowe	16	329	20.6	0
1985	John Moore	25	524	21.0	0
1986	Michael Robinson	26	643	24.7	0
1987	John Moore	27	464	17.2	0
1988	Eddie Myles	27	535	19.8	0
1989	Tony James	21	477	22.7	0
1990	Tony James	18	432	24.0	0
1991	Tony James	21	515	24.5	0
1992	Tony James	18	438	24.3	0
1993	Kenny Causey	8	163	20.4	0
1994	Eric Moulds	13	426	+32.8	0
1995	Eric Moulds	9	259	28.8	0
1996	Robert Isaac	20	469	23.5	0
1997	Robert Isaac	20	455	22.8	0
1998	Kevin Prentiss	19	458	24.1	1
1999	Pig Prather	12	325	27.1	0
2000	Pig Prather	14	321	22.9	0
2001	Pig Prather	25	569	22.8	0
2002	Fred Reid	18	441	24.5	0
2003	Fred Reid	25	577	23.1	1
2004	Jonathan Lowe	19	343	18.1	0
2005	Derek Pegues	28	559	20.0	0
2006	Derek Pegues	29	687	23.7	0
2007	Derek Pegues	24	544	22.7	0
2008	Derek Pegues	31	708	22.8	0
2009	Leon Berry	38	1015	26.7	1
2010	Leon Berry	14	375	26.8	1
2011	Jameon Lewis	21	386	18.4	0
2012	Jameon Lewis	20	517	25.9	1

+ - Led NCAA

2013 BULLDOGS

COACHES

2012 SEASON RECAP

FOOTBALL HISTORY

TEAM RECORDS

INDIVIDUAL RECORDS

STADIUM RECORDS

BOWLS

# INDIVIDUAL SEASON RECORDS



## RUSHING RECORDS

### MOST ATTEMPTS

Season: 287, Anthony Dixon (2007)

### MOST NET YARDS GAINED

Season: 1391, Anthony Dixon (2009)

### MOST NET YARDS GAINED (QB)

Season: 740, Don Smith (1986)

### MOST NET YARDS GAINED (FRESHMAN)

Season: 720, John Bond (1980)

### HIGHEST YARDS-PER-RUSH AVERAGE

Season (Min. 90 att.): 6.9, Blondy Black (1942) [94 for 646 yards]

Season (Min. 100 att.): 6.7, Michael Haddix (1982) [122 for 813 yards]

### MOST 100-YARD GAMES (QB)

Season: 5, Don Smith (1986)

### MOST CONSECUTIVE 100-YARD GAMES

Season: 6, Dencenzo Miller (2000)

### 100-YARD RUSHING GAMES

- 8 - Anthony Dixon (2009)
- 7 - Wayne Jones (1973)
- 7 - James Johnson (1998)
- 6 - Walter Packer (1974)
- 6 - Don Smith (1986)
- 6 - Dontae Walker (2000)
- 6 - Dencenzo Miller (2000)
- 6 - Vick Ballard (2011)
- 5 - Michael Davis (1994)
- 5 - Keffer McGee (1995)
- 5 - Jerious Norwood (2004)
- 5 - Jerious Norwood (2005)

## SEASON RUSHING LEADERS

### RUSHING ATTEMPTS

Player	Year	Yds.	Avg.	Att.
1. Anthony Dixon	2007	1066	3.7	287
2. Anthony Dixon	2009	1391	5.4	257
3. James Johnson	1998	1383	5.9	236
4. Keffer McGee	1995	1072	4.6	235
5. James Johnson	1997	1069	4.9	217
6. Wayne Jones	1973	1193	5.6	212
7. Michael Davis	1993	883	4.3	205
<b>LaDarius Perkins</b>	<b>2012</b>	<b>1024</b>	<b>5.0</b>	<b>205</b>
9. Anthony Dixon	2008	869	4.4	197
10. Michael Davis	1994	929	4.7	196

### RUSHING YARDAGE

Player	Year	Att.	Avg.	Yds.
1. Anthony Dixon	2009	257	5.4	1391
2. James Johnson	1998	236	5.9	1383
3. Wayne Jones	1973	212	5.6	1193
4. Vick Ballard	2011	193	6.2	1189
5. Jerious Norwood	2005	191	5.9	1126
6. Keffer McGee	1995	235	4.6	1072
7. James Johnson	1997	217	4.9	1069
8. Anthony Dixon	2007	287	3.7	1066
<b>9. LaDarius Perkins</b>	<b>2012</b>	<b>205</b>	<b>5.0</b>	<b>1024</b>
10. Jerious Norwood	2004	195	5.4	1050

## RUSHING YARDS-PER-GAME

Player	Year	GP	Yds.	YPG
1. Anthony Dixon	2009	11	1391	126.50
2. James Johnson	1998	12	1383	115.30
3. Wayne Jones	1973	11	1193	108.45
4. Jerious Norwood	2005	11	1126	102.36
5. Keffer McGee	1995	11	1072	97.45
6. James Johnson	1997	11	1069	97.18
7. Jerious Norwood	2004	11	1050	95.45
8. Walter Packer	1975	11	1012	92.00
9. Vick Ballard	2011	13	1189	91.46
10. Dencenzo Miller	2000	11	1005	91.36

## RUSHING TOUCHDOWNS

Player	Year	Att.	Yds.	TD
1. Vick Ballard	2010	186	968	19
2. Jackie Parker	1952	126	455	16
3. Harry Furman	1907	NA	NA	14
Anthony Dixon	2007	287	1066	14
5. John Bond	1983	164	612	13
Keffer McGee	1995	235	1072	13
7. James Johnson	1997	217	1069	12
James Johnson	1998	236	1383	12
Anthony Dixon	2009	257	1391	12
10. Tom McWilliams	1944	77	400	11

## YEARLY RUSHING LEADERS

Year	Player	Att.	Yds.	Avg.	TD
1946	Tom McWilliams	77	347	4.5	2
1947	Tom McWilliams	137	625	4.6	5
1948	Tom McWilliams	121	436	3.6	1
1949	Wally Beech	90	403	4.5	5
1950	Wally Beech	111	529	4.8	2
1951	Wally Beech	98	421	4.3	5
	Bill Stewart	117	421	3.6	-
1952	Joe Fortunato	128	779	6.1	5
1953	Charles Evans	109	549	5.0	2
1954	Art Davis	132	670	5.1	9
1955	Jim Harness	90	497	5.5	4
1956	Billy Stacy	138	613	4.4	6
1957	Molly Halbert	76	386	5.1	7
1958	Jack Batte	62	292	4.7	3
1959	Billy Hill	63	257	4.1	3
1960	Mackie Weaver	88	354	4.0	3
1961	Billy Hill	85	337	4.0	2
1962	Ode Burrell	71	310	4.4	5
1963	Hoyle Granger	113	481	4.3	7
1964	Hoyle Granger	129	604	4.7	2
1965	Hoyle Granger	108	449	4.2	3
1966	Andy Rhoades	75	295	3.9	1
1967	Tommy Pharr	136	326	2.4	1
1968	Tommy Pharr	141	239	1.7	3
1969	Steve Whaley	89	275	3.1	7
1970	Lewis Grubbs	155	644	4.2	7
1971	Lewis Grubbs	134	419	3.1	3
1972	Melvin Barkum	132	522	4.0	6
1973	Wayne Jones	212	1193	5.6	6
1974	Walter Packer	157	994	6.3	6
1975	Walter Packer	180	1012	5.6	7
1976	Dennis Johnson	152	859	5.7	6
1977	Dennis Johnson	114	529	4.6	2
1978	James Jones	130	687	5.3	10
1979	Fred Collins	128	591	4.6	4
1980	Michael Haddix	133	724	5.4	5
1981	Michael Haddix	110	622	5.7	3
1982	Michael Haddix	122	813	6.7	8
1983	John Bond	164	612	3.7	13
1984	Don Smith	128	545	4.3	9
1985	Don Smith	190	554	2.9	6
1986	Don Smith	159	740	4.7	6
1987	Hank Phillips	184	848	4.6	8
1988	Jesse Anderson	102	468	4.6	0
1989	Kenny Roberts	108	511	4.7	4
1990	Kenny Roberts	93	523	5.6	3

1991	Sleepy Robinson	154	543	3.5	5
1992	Kenny Roberts	106	597	5.6	0
1993	Michael Davis	205	883	4.3	7
1994	Michael Davis	196	929	4.7	10
1995	Keffer McGee	235	1072	4.6	13
1996	Robert Isaac	117	527	4.5	3
1997	James Johnson	217	1069	4.9	12
1998	James Johnson	236	1383	5.9	12
1999	Dontae Walker	76	384	5.1	3
2000	Dencenzo Miller	160	1005	6.3	10
2001	Dencenzo Miller	132	676	5.1	4
2002	Justin Griffith	91	471	5.2	2
2003	Nick Turner	123	696	5.7	7
2004	Jerious Norwood	195	1050	5.4	7
2005	Jerious Norwood	191	1126	5.9	6
2006	Anthony Dixon	169	668	4.0	9
2007	Anthony Dixon	287	1066	3.7	14
2008	Anthony Dixon	197	869	4.4	7
2009	Anthony Dixon	257	1391	5.4	12
2010	Vick Ballard	186	968	5.2	19
2011	Vick Ballard	193	1189	6.2	10
<b>2012</b>	<b>LaDarius Perkins</b>	<b>205</b>	<b>1024</b>	<b>5.0</b>	<b>8</b>

## INDIVIDUAL SCORING RECORDS

### MOST POINTS SCORED

Season: 120, Jackie Parker (1952) [16 TD & 24 XP]; Vick Ballard (2010) [20 TD]

### MOST POINTS SCORED BY A KICKER

Season: 85, Devon Bell (2012) [14 FG & 43 XP]

### MOST TOUCHDOWNS SCORED

Season: 20, Vick Ballard (2010) [19 rush, 1 rec]

### MOST POINTS RESPONSIBLE FOR

Season: 168, Jackie Parker (1952) [24 TD & 24 PAT]

### MOST FIELD GOALS MADE

Season: 18, Scott Westerfield (1999)

### MOST FIELD GOALS ATTEMPTED

Season: 27, Chris Gardner (1992)

### MOST PAT KICKS MADE

Season: 43, Devon Bell (2012)

### MOST PAT KICKS ATTEMPTED

Season: 44, Devon Bell (2012)

### MOST CONSECUTIVE PAT KICKS MADE

One Season: 35, Derek DePasquale (2011)

## SEASON SCORING LEADERS

### SCORING

Player	Year	TD	FG	PAT	TP
1. Jackie Parker	1952	16	0	24	120
Vick Ballard	2010	20	0	0	120
3. Anthony Dixon	2007	16	0	0	96
4. Keffer McGee	1995	15	0	*1	92
5. Harry McArthur	1914	15	0	0	90

\* - 2-point conversions

### FIELD GOALS MADE

Player	Year	FGA	FGM
1. Scott Westerfield	1999	24	18
2. Tom Burke	1993	23	17
3. Brian Hazelwood	1997	26	16
Brent Smith	2002	20	16
5. Chris Gardner	1992	27	15
Brian Hazelwood	1998	24	15

GENERAL INFO

2013 BULLDOGS

COACHES

2012 SEASON  
RECAP

FOOTBALL  
HISTORY

TEAM RECORDS

INDIVIDUAL  
RECORDS

STADIUM  
RECORDS

BOWLS



# INDIVIDUAL SEASON RECORDS

## GENERAL INFO

### FIELD GOALS ATTEMPTED

Player	Year	FGM	FGA
1. Chris Gardner	1992	15	27
2. Dave Marler	1977	13	26
Brian Hazelwood	1997	16	26
4. Brian Hazelwood	1998	15	24
Scott Westerfield	1999	18	24

## 2013 BULLDOGS

### EXTRA POINTS MADE

Player	Year	Pct.	Att.	Made
1. Devon Bell	2012	.977	44	43
2. Scott Westerfield	2000	.949	39	37
3. Vic Nickels	1974	.947	38	36
Derek DePasquale	2011	.973	37	36
5. Tim Rogers	1994	.944	36	34

## COACHES

### EXTRA POINTS ATTEMPTED

Player	Year	Made	Pct.	Att.
1. Devon Bell	2012	43	.977	44
2. Scott Westerfield	2000	37	.949	39
3. Vic Nickels	1974	36	.947	38
Ted Shuff	1946	30	.789	38
5. Derek DePasquale	2011	36	.973	37

## 2012 SEASON RECAP

### YEARLY SCORING LEADERS

Year	Player	TD	PAT	FG	Pts.
1946	Wallace Matulich	7	0	0	42
1947	Harper Davis	7	0	0	42
1948	Harper Davis	3	0	0	18
1949	Wally Beech	5	0	0	30
1950	Tom Rushing	7	0	0	42
1951	Wally Beech	5	0	0	30
1952	Jackie Parker	16	24	0	+120
1953	Jackie Parker	8	17	0	65
1954	Art Davis	10	0	0	6
1955	William E. Morgan	5	13	0	43
1956	Billy Stacy	6	0	0	36
1957	Molly Halbert	7	0	0	42
1958	Billy Stacy	3	2	0	20
1959	Billy Hill	3	0	0	18
1960	Billy Hill	3	#1	0	20
1961	Sammy Dantone	1	#8	4	27
1962	Ode Burrell	5	0	0	30
1963	Ode Burrell	7	0	0	42
1964	Marcus Rhoden	7	0	0	42
1965	Marcus Rhoden	7	0	0	42
1966	Don Saget	3	0	0	18
1967	Johnny Woitt	3	0	0	18
1968	Sammy Milner	5	0	0	30
1969	Steve Whaley	7	0	0	42
1970	Lewis Grubbs	8	0	0	48
1971	Glenn Ellis	0	12	6	30
1972	Melvin Barkum	6	0	0	36
1973	Vic Nickels	0	23	8	47
1974	Rockey Felker	7	#2	0	46
1975	Kinney Jordan	0	14	13	53
1976	Kinney Jordan	0	31	10	61
1977	Dave Marler	0	18	13	57
1978	James Jones	13	#3	0	84
1979	Fred Collins	4	#1	0	26
1980	Mardye McDole	7	0	0	42
1981	Dana Moore	0	0	10	30
1982	Michael Haddix	9	0	0	54
1983	John Bond	13	0	0	78
1984	Artie Cosby	0	17	13	56
1985	Artie Cosby	0	18	11	51
1986	Artie Cosby	0	21	12	57
1987	Joel Logan	0	17	12	53
1988	Joel Logan	0	17	11	50
1989	Joel Logan	0	23	8	47
1990	Joel Logan	0	19	10	49
1991	Chris Gardner	0	33	9	60
1992	Chris Gardner	0	13	15	58

## STADIUM RECORDS

## BOWLS

1993	Tom Burke	0	18	17	69
1994	Tim Rogers	0	34	12	70
1995	Keffer McGee	15	#1	0	92
1996	Brian Hazelwood	0	25	8	49
1997	James Johnson	12	0	0	72
1998	Brian Hazelwood	0	32	15	77
1999	Scott Westerfield	0	18	18	72
2000	Scott Westerfield	0	37	12	73
2001	Justin Jenkins	8	#1	0	50
2002	Brent Smith	0	16	16	64
2003	Justin Jenkins	9	#1	0	56
2004	Jerious Norwood	7	0	0	42
2005	Jerious Norwood	8	0	0	48
2006	Anthony Dixon	9	0	0	54
2007	Anthony Dixon	16	0	0	96
2008	Anthony Dixon	9	0	0	54
2009	Anthony Dixon	12	0	0	72
2010	Vick Ballard	20	0	0	120
2011	Derek DePasquale	0	36	12	72
2012	Devon Bell	0	43	14	85

# - Total includes made two-point conversions +- Led NCAA

### INDIVIDUAL TOTAL OFFENSE RECORDS

#### MOST PLAYS

Season: 502, Don Smith (1985)

#### MOST NET YARDS GAINED

Season: 2892, Tyler Russell (2012)

#### HIGHEST YARDS-PER-GAME AVERAGE

Season: 262.4, Don Smith (1985) [2886 in 11 games]

#### TOUCHDOWNS RESPONSIBLE FOR

##### (RUSHING & PASSING)

Season: 26, Tyler Russell (2012)

### SEASON TOTAL OFFENSE LEADERS

#### TOTAL OFFENSE

Player	Year	Rush	Pass	Total
1. Tyler Russell	2012	-5	2897	2892
2. Don Smith	1985	554	2332	2886
3. Chris Relf	2010	713	1789	2502
4. Dave Marler	1978	(-31)	2422	2391
5. Don Smith	1986	740	1609	2349
6. Derrick Taite	1995	16	2241	2257
7. John Bond	1982	609	1591	2200
8. Wayne Madkin	2000	179	1908	2087
9. Tommy Pharr	1968	239	1838	2077
10. Matt Wyatt	1997	(-178)	2199	2021

#### TDS RESPONSIBLE FOR

Player	Year	Rush	Pass	TD
1. Tyler Russell	2012	2	24	26
Jackie Parker	1952	16	8	24
3. Don Smith	1985	6	15	21
4. Vick Ballard	2010	19	0	19
5. Chris Relf	2010	5	13	18
6. Don Smith	1986	6	10	16
Derrick Taite	1995	0	16	16
Kevin Fant	2003	2	14	16
9. Jackie Parker	1953	8	7	15
Joe Reed	1970	7	8	15
Rockey Felker	1974	7	8	15
John Bond	1983	13	2	15
Don Smith	1984	9	6	15
Derrick Taite	1994	1	14	15

### YEARLY LEADERS

Year	Player	Rush	Pass	Plays	Yds	TD
1946	Wallace Matulich	107	507	--	614	
1947	Tom McWilliams	625	360	198	985	8
1948	Tom McWilliams	436	412	195	848	5
1949	Wally Beech	403	0	90	403	5
1950	Wally Beech	529	0	111	529	2
1951	Wally Beech	421	0	98	421	5
	Bill Stewart	421	0	117	421	--
1952	Jackie Parker	455	811	223	1266	24
1953	Jackie Parker	208	603	144	811	15
1954	Art Davis	670	25	137	695	10
1955	Bill Stanton	135	554	121	689	6
1956	Billy Stacy	613	464	209	1077	9
1957	Billy Stacy	350	248	151	598	4
1958	Billy Stacy	269	388	177	657	5
1959	Billy Hill	257	248	125	505	4
1960	Charlie Furlow	(-50)	599	167	549	2
1961	Billy Hill	337	299	138	636	3
1962	Charlie Furlow	(-35)	744	178	709	3
1963	Sonny Fisher	220	353	142	573	3
1964	Hoyle Granger	604	0	130	604	2
1965	Ashby Cook	65	1032	231	1097	11
1966	Don Saget	150	753	257	903	5
1967	Tommy Pharr	326	279	207	605	5
1968	Tommy Pharr	239	1838	460	*2077	12
1969	Tommy Pharr	4	1603	309	1607	12
1970	Joe Reed	316	1616	449	1932	15
1971	Hal Chealander	(-96)	937	209	841	2
1972	Melvin Barkum	522	591	228	1113	8
1973	Wayne Jones	1193	0	212	1193	6
1974	Rockey Felker	446	1147	304	*1593	15
1975	Walter Packer	1012	0	180	1012	7
1976	Bruce Threadgill	554	807	249	1361	11
1977	Bruce Threadgill	274	1317	362	1591	8
1978	Dave Marler	(-31)	2422	375	*2391	12
1979	Dwayne Brown	378	274	155	652	3
1980	John Bond	720	849	264	1569	10
1981	John Bond	339	875	277	1214	6
1982	John Bond	609	1591	327	2200	11
1983	John Bond	612	1306	369	1918	15
1984	Don Smith	545	1236	304	1781	15
1985	Don Smith	554	2332	502	*2886	21
1986	Don Smith	740	1609	403	*2349	16
1987	Hank Phillips	848	0	184	848	8
1988	Tony Shell	(-55)	1884	363	1829	13
1989	Kenny Roberts	511	0	108	511	4
1990	Tony Shell	(-66)	1909	333	1843	10
1991	Sleepy Robinson	543	1167	295	1710	13
1992	Greg Plump	112	863	209	975	7
1993	Todd Jordan	(-13)	1935	336	1922	12
1994	Derrick Taite	51	1806	286	1857	15
1995	Derrick Taite	16	2241	370	2257	16
1996	Derrick Taite	6	1009	212	1015	6
1997	Matt Wyatt	(-178)	2199	237	2021	6
1998	Wayne Madkin	(-36)	1532	260	1496	13
1999	Wayne Madkin	(-1)	1884	308	1883	10
2000	Wayne Madkin	179	1908	315	2087	13
2001	Kevin Fant	9	1352	120	1361	8
2002	Kevin Fant	(-69)	1918	224	1849	10
2003	Kevin Fant	(-149)	2151	256	2002	16
2004	Omarr Conner	115	1224	174	1339	7
2005	Jerious Norwood	1126	0	191	1317	6
2006	Michael Henig	18	1201	187	1219	7
2007	Wesley Carroll	67	1392	302	1459	9
2008	Tyson Lee	37	1519	322	1556	8
2009	Tyson Lee	175	1444	295	1619	6
2010	Chris Relf	713	1789	414	2502	18
2011	Chris Relf	375	1212	313	1587	12
2012	Tyler Russell	-5	2897	437	2798	26

\* - Led SEC (ranked on yards-per-game since 1970)

# INDIVIDUAL GAME RECORDS



## ALL-PURPOSE RECORDS

### MOST PLAYS

**Game:** 40, Michael Davis vs. Ole Miss (11-27-1993)

### MOST NET YARDS GAINED

**Game:** 344, Nick Turner vs. Tennessee (11-15-2003)

### HIGHEST YARDS-PER-PLAY AVERAGE

**Game (Min. 5 plays):** 34.0, Eric Moulds vs. Tulane (10-22-1994) [7 for 238 yds]

**Game (Min. 10 plays):** 23.3, Kevin Prentiss vs. Tennessee. (12-5-1998) [10 for 233 yds]

## INDIVIDUAL SINGLE-GAME HIGHS

YDS.	PLAYER	OPPONENT	SITE	DATE	ADDITIONAL STATS
344	Nick Turner	Tennessee	Knoxville	11-15-2003	41 rush / 37 receive / 163 KOR / 103 PR
319	LaDarius Perkins	Ole Miss	Oxford	11-27-2010	98 rush/140 receive/65 KOR/16 PR
312	James Johnson	Alabama	Starkville	11-14-1998	237 rush / 75 receive
266	Anthony Dixon	Kentucky	Lexington	10-31-2009	252 rush/14 receive
265	David Smith	LSU	Baton Rouge	11-15-1969	-12 rush / 102 receive / 175 KOR
265	Jerious Norwood	Houston	Starkville	10-22-2005	247 rush / 9 receive / 9 PR
261	LaDarius Perkins	Troy	Troy	9-15-2012	179 rush / -3 receive / 85 KOR
258	Eric Moulds	LSU	Baton Rouge	9-10-1994	95 receive / 163 KOR
250	Leon Berry	Alcorn State	Starkville	10-2-2010	97 receive/153 KOR
238	Eric Moulds	Tulane	Starkville	10-22-1994	160 receive / 78 KOR
233	Kevin Prentiss	Tennessee	Atlanta	12-5-1998	27 receive / 152 PR / 54 KOR
231	David Smith	Ole Miss	Starkville	11-27-1969	194 receive / 37 KOR
231	Dennis Johnson	Memphis	Memphis	10-19-1974	198 rush / 33 receive
230	Jerious Norwood	Ole Miss	Starkville	11-26-2005	204 rush / 5 receive / 21 PR
225	Robert Isaac	Georgia	Starkville	10-5-1996	93 rush / 29 receive / 103 KOR
219	Fred Reid	Kentucky	Starkville	11-2-2002	34 rush / 9 receive/ 176 KOR
217	Kevin Bouie	Kentucky	Lexington	10-29-1994	217 rush
216	Dontae Walker	Ole Miss	Oxford	11-23-2000	121 rush / 95 KOR
215	David Smith	Texas Tech	Jackson	10-17-1970	215 receive
214	Danny Knight	Florida	Gainesville	9-25-1982	6 rush / 208 receive
212	Nick Turner	Tulane	New Orleans	9-13-2003	155 rush / 44 KOR / 13 PR
211	Eric Moulds	Tennessee	Knoxville	9-23-1995	183 receive / 28 KOR
210	James Jones	LSU	Jackson	11-18-1978	162 rush / 48 receive
209	James Johnson	Kentucky	Lexington	11-7-1998	207 rush
208	Sammy Milner	Texas Tech	Jackson	10-19-1968	208 receive
208	Jamaye Smith	Arkansas	Little Rock	11-17-2007	208 receive
206	Robert Isaac	Central Florida	Starkville	10-25-1997	12 rush / 176 KOR / 18 PR
205	LaDarius Perkins	Tennessee	Starkville	10-13-2012	100 rush / 25 receive / 80 KOR
203	Kenny Roberts	Memphis	Memphis	11-10-1990	127 rush / 76 receive
203	Keffe McGee	Northeast Louisiana	Starkville	9-30-1995	181 rush / 22 receive
201	Jerious Norwood	UAB	Starkville	10-9-2004	201 rush
200	David Smith	Auburn	Auburn	11-8-1969	62 receive / 138 KOR
200	Robert Isaac	Northeast Louisiana	Starkville	11-2-1996	103 rush / 18 receive / 59 PR / 20 KOR

## DEFENSIVE RECORDS

### MOST INTERCEPTIONS

**Game:** \*4, Jack Nix vs. Arkansas (9-30-1939)

**Game (Modern Era):** 3, Billy Murphy vs. Ole Miss (11-23-1946); Billy Stacy vs. Ole Miss (11-29-1958); Henry Davison vs. Auburn (11-6-1976); Darren Williams vs. Troy State (10-12-2002); Jeramie Johnson vs. Ole Miss (11-26-2005)

### MOST INTERCEPTION RETURN YARDS

**Game:** 120, Johnthan Banks vs. Florida (10-24-2009) [2 INT]

### HIGHEST YARDS-PER-INTERCEPTION

**Game (Min. 2 INT):** 60.0, Johnthan Banks vs. Florida (10-24-2009) [2 for 120 yards]

### MOST TDS ON INTERCEPTION RETURNS

**Game:** 2, Johnthan Banks vs. Florida (10-24-2009)]

### MOST TOTAL TACKLES

**Game:** 29, Ray Costict vs. Kentucky (10-9-1976)

### MOST SACKS

**Game:** 5.5, Greg Favors vs. Ole Miss (11-30-1996)

## INDIVIDUAL LONG PLAYS

### INTERCEPTION RETURNS

100, Johnthan Banks vs. Florida (10-24-2009)
100, Anthony Johnson vs. Alabama (11-10-2007)
97, Jack Nix vs. Ole Miss (11-26-1938)
95, Larry Buie vs. Florida (9-29-1973)
95, Red McElveen vs. Auburn (11-12-1927)
90, Anthony Derrick vs. Auburn (11-1-1997)
88, James Stuart vs. Murray State (11-2-1946)
85, Ben Griffin vs. Birmingham-Southern (11-4-1939)
81, Eugene Clinton vs. Kentucky (11-4-2000)
72, Darius Slay at Georgia (10-1-2011)
70, Robert Bean vs. Tennessee (12-5-1998)
70, Ken Phares vs. LSU (11-18-1972)
68, Charlie Davidson vs. LSU (9-10-1994)
66, Nickoe Whitley vs. South Alabama (9-22-2012)

## PASSING RECORDS

### MOST ATTEMPTS

**Game:** 53, Joe Reed vs. LSU (11-14-1970)

### MOST COMPLETIONS

**Game:** 32, Tommy Pharr vs. Alabama (11-1-1969)

### MOST CONSECUTIVE COMPLETIONS

**One Game:** 11, Dave Marler vs. Tennessee (10-28-1978)

## HIGHEST COMPLETION PERCENTAGE

**Game (9 att.):** 1.000, Jackie Parker vs. Ole Miss (11-28-1953) [9 of 9]

**Game (15 att.):** .813, John Bond vs. Tulane (9-4-1982) [13 of 16]

**Game (25 att.):** .763, Tommy Pharr vs. Florida State (11-9-68) [29 of 38]

### MOST NET YARDS GAINED

**Game:** 466, Derrick Taite vs. Tulane (10-22-1994)

### MOST TOUCHDOWNS THROWN

**Game: 4, Tyler Russell vs. Memphis (9-4-2010) & Arkansas (11-17-2012);** Tony Shell vs. Georgia (9-17-1988) & Alabama (10-29-1988); Derrick Taite vs. Tulane (10-22-1994) & Memphis (9-2-1995); Omarr Conner vs. Murray State (9-3-2005); Wesley Carroll vs. Arkansas (11-17-2007)

### MOST INTERCEPTIONS THROWN

**Game:** 6, Max Stainbrook vs. Cincinnati (10-15-49); Michael Henig vs. LSU (8-30-2007)

### CONSECUTIVE ATT. WITHOUT AN INT.

**Game:** 45, Tony Shell vs. Southern Miss (10-15-1988)

### MOST 300-YARD GAMES

**Season:** 3, Dave Marler (1978)

### MOST 200-YARD GAMES

**Season:** 8, Tyler Russell (2012)

## INDIVIDUAL LONG PLAYS

### PASS PLAYS

91, Kevin Fant to Terrell Grindle vs. Kentucky (11-2-2002)
89, Kevin Fant to Ray Ray Bivines vs. Jacksonville State (9-14-2002)
87, Tommy Pharr to Eric Hoggatt vs. Florida (9-27-1969)
84, Derrick Taite to Keffe McGee vs. Auburn (10-7-1995)
84, Omarr Conner to Ty Freeman vs. Ole Miss (11-27-2004)
83, Bill Stanton to William Earl Morgan vs. Kentucky (10-15-1955)
82, Wayne Madkin to Terrell Grindle vs. LSU (10-21-2000)
81, B. Threadgill to Dennis Johnson vs. Washington (9-10-1977)
81, Derrick Taite to Chris Jones vs. Tennessee (9-23-1995)
81, Matt Wyatt to Jeremy Jones vs. Auburn (10-12-1996)
81, Chris Relf to LaDarius Perkins vs. Michigan (1-1-2011)
80, Tyler Russell to Jameon Lewis at Memphis (9-1-2011)
80, David Smith to Sammy Milner vs. Texas Tech (10-19-1968)
80, John Bond to Danny Knight vs. Florida (9-25-1982)
80, John Bond to Danny Knight vs. Memphis (9-18-1982)
80, Derrick Taite to Eric Moulds vs. LSU (9-9-1995)
80, Wesley Carroll to Jamaye Smith vs. Arkansas (11-17-2007)

## SINGLE-GAME PASSING HIGHS

### PASSING YARDS (400+)

466, Derrick Taite vs. Tulane (10-22-1994) - 21-30
429, Dave Marler vs. Alabama (11-4-1978) - 28-46
421, Wesley Carroll vs. Arkansas (11-17-2007) - 29-51
405, Todd Jordan vs. Florida (10-2-1993) - 24-44

### PASSING YARDS (300-399)

384, Mike Henig vs. Kentucky (10-28-2006) - 22-41
370, Todd Jordan vs. Memphis (9-4-1993) - 23-43
360, Kevin Fant vs. Houston (9-20-2003) - 24-42
346, Kevin Fant vs. BYU (12-1-2001) - 20-28
340, Kevin Fant vs. Ole Miss (11-28-2002) - 23-42
336, Kevin Fant vs. Jacksonville State (9-14-2002) - 15-26
335, Tony Shell vs. Alabama (10-29-1988) - 21-45
312, Tony Shell vs. Southern Miss (10-15-1988) - 22-45
311, Derrick Taite vs. Tennessee (9-23-1995) - 25-43
309, Tony Shell vs. Kentucky (10-13-1990) - 16-30
307, Dave Marler vs. Florida State (10-14-1978) - 17-31
306, Dave Marler vs. Ole Miss (11-25-1978) - 23-44

### PASSING YARDS (200-299)

297, Don Smith vs. Alabama (11-2-1985) - 22-45
296, Derrick Taite vs. Memphis (9-2-1995) - 18-26
295, Tyler Russell vs. LSU (11-12-2012) - 26-38
291, Tyler Russell vs. Tennessee (10-13-2012) - 23-37

GENERAL INFO

2013 BULLDOGS

COACHES

2012 SEASON RECAP

FOOTBALL HISTORY

TEAM RECORDS

INDIVIDUAL RECORDS

STADIUM RECORDS

BOWLS



# INDIVIDUAL GAME RECORDS

## GENERAL INFO

290, Tommy Pharr vs. Ole Miss (11-27-1969) - 24-44  
288, Derrick Taite vs. Auburn (10-7-1995) - 18-36  
288, Chris Relf vs. Ole Miss (11-27-2010) - 13-20  
287, Don Smith vs. Kentucky (11-12-1985) - 13-39  
287, Greg Plump vs. North Carolina (1-2-1993) - 24-40  
285, Kevin Fant vs. Oregon (8-31-2003) - 23-40  
284, Don Smith vs. Southern Miss (9-21-1985) - 13-32  
283, Mike Davis vs. Southern Miss (10-17-1987) - 23-45  
281, Chris Relf vs. Michigan (1-1-2011) - 18-23  
278, Tyson Lee vs. Georgia Tech (10-3-2009) - 20-30  
277, Tommy Pharr vs. Florida State (11-9-1968) - 29-38  
**274, Tyler Russell vs. Arkansas (11-17-2012) - 19-32**  
274, Dave Marler vs. Memphis (9-23-1978) - 15-23  
**269, Tyler Russell vs. Kentucky (10-6-2012) - 23-39**  
**268, Tyler Russell vs. Ole Miss (11-24-2012) - 18-33**  
266, Tony Shell vs. Georgia (9-17-1988) - 18-29  
263, Kevin Fant vs. Ole Miss (11-22-2001) - 14-21  
262, Wayne Madkin vs. Alabama (11-11-2000) - 18-27  
261, Derrick Taite vs. LSU (9-9-1995) - 18-35  
261, Wayne Madkin vs. South Carolina (9-20-2001) - 27-46  
261, Tyson Lee vs. Kentucky (11-01-2009) - 26-42  
260, Tony Shell vs. Tulane (11-19-1988) - 22-47  
258, Tommy Pharr vs. Alabama (11-1-1969) - 32-49  
258, John Bond vs. Florida (9-25-1982) - 12-25  
257, Wayne Madkin vs. Vanderbilt (10-2-1999) - 13-22  
256, Bruce Threadgill vs. Auburn (11-5-1977) - 17-31  
**256, Tyler Russell vs. Memphis (9-4-2010) - 13-16**  
250, Tommy Pharr vs. Southern Miss (10-11-1969) - 18-34  
250, Omarr Conner vs. Maine (9-18-04) - 21-34  
248, Joe Reed vs. LSU (11-14-1970) - 24-53  
248, Dave Marler vs. Auburn (11-11-1978) - 21-35  
248, Matt Wyatt vs. Louisiana Tech (9-21-1996) - 17-33  
247, Tommy Pharr vs. LSU (11-15-1969) - 19-34  
247, Derrick Taite vs. Baylor (9-16-1995) - 13-29  
246, Joe Reed vs. Texas Tech (10-17-1970) - 16-27  
246, Kevin Fant vs. Tulane (9-13-2003) - 16-32  
245, Kevin Fant vs. Memphis (10-11-2003) - 16-34  
**244, Tyler Russell vs. Troy (9-15-2012) - 11-26**  
242, Don Smith vs. LSU (11-16-1985) - 13-20  
241, Omarr Conner vs. Tulane (9-16-2006) - 15-25  
240, Don Smith vs. Tulane (10-12-1985) - 12-30  
237, Todd Jordan vs. LSU (9-11-1993) - 11-23  
235, Wayne Madkin vs. Middle Tennessee (9-4-1999) - 16-24  
234, Mike Henig vs. Georgia (10-30-1982) - 14-31  
233, Derrick Taite vs. LSU (9-10-1994) - 20-38  
233, Wayne Madkin vs. Ole Miss (11-25-1999) - 20-33  
233, Omarr Conner vs. Murray State (9-3-2005), 17-24  
231, Don Smith vs. Tennessee (9-13-1986) - 15-30  
231, Don Smith vs. Memphis (10-4-1986) - 12-24  
230, S. Robinson vs. Memphis (10-19-1991) - 16-33  
229, John Bond vs. Tulane (9-4-1982) - 13-16  
229, John Bond vs. Alabama (10-30-1982) - 18-33  
228, Dave Marler vs. Tennessee (10-28-1978) - 14-20  
227, Tommy Pharr vs. Tampa (10-26-1968) - 19-32  
226, Todd Jordan vs. Alabama (11-13-1993) - 13-25  
225, Rocky Felker vs. Auburn (11-11-1974) - 16-32  
225, Don Smith vs. Southern Miss (9-20-1986) - 13-27  
224, Tony Shell vs. Ole Miss (11-26-1988) - 21-45  
224, Wayne Madkin vs. Arkansas (11-21-1998) - 16-31  
224, Wayne Madkin vs. South Carolina (9-23-2000) - 17-35  
224, Chris Relf vs. Arkansas (11-20-2010) - 20-30  
223, Michael Henig vs. Tulane (9-8-2007) - 20-31  
**222, Tyler Russell vs. Auburn (9-8-2012) - 20-29**  
220, Tony Shell vs. Cal-State Fullerton (9-15-1990) - 14-28  
219, Tyson Lee vs. Arkansas (11-22-2009) - 33-40  
218, Tommy Pharr vs. Auburn (9-28-1968) - 22-44  
218, Don Smith vs. Missouri (9-22-1984) - 13-of 25  
217, John Bond vs. Alabama (10-29-1983) - 16-30  
217, E. Underwood vs. Ole Miss (11-21-1987) - 12-23  
215, Wayne Madkin vs. LSU (10-21-2000) - 12-26  
215, Kevin Fant vs. Auburn (9-19-2002) - 19-31  
215, Kevin Fant vs. Vanderbilt (10-4-2003) - 18-30  
214, Omarr Conner vs. Arkansas (11-20-04) - 20-27  
213, Tommy Pharr vs. Southern Miss (10-12-1968) - 14-37  
213, Wayne Madkin vs. Middle Tennessee (10-28-2000) - 13-18

## 2013 BULLDOGS

## COACHES

## 2012 SEASON RECAP

## FOOTBALL HISTORY

## TEAM RECORDS

## INDIVIDUAL RECORDS

## STADIUM RECORDS

## BOWLS

### 212, Tyler Russell vs. Texas A&M (11-3-2012) - 19-30

212, Wayne Madkin vs. Kentucky (11-4-2000) - 11-20  
212, Omarr Conner vs. LSU (9-30-2006) - 15-28  
210, Kevin Fant vs. Troy State (10-12-2002) - 22-32  
209, Matt Wyatt vs. Auburn (10-9-1999) - 17-29  
209, Chris Relf vs. Alcorn State (10-2-2010) - 11-15  
208, Joe Reed vs. Houston (10-10-1970) - 21-of 44  
206, Derrick Taite vs. South Carolina (10-14-1995) - 17-27  
205, Sleepy Robinson vs. Alabama (11-2-1991) - 11-20  
205, Omarr Conner vs. Georgia (9-24-2005), 19-32  
204, Tommy Pharr vs. Texas Tech (10-19-1968) - 15-27  
203, Tommy Pharr vs. Richmond (9-20-1969) - 20-37  
203, Wesley Carroll vs. Tennessee (10-13-2007) - 18-33  
202, Rocky Felker vs. Northeast Louisiana (9-15-1973) - 18-28  
202, Chris Relf at Memphis (9-1-2011) - 13-21  
201, Wayne Madkin vs. Kentucky (11-4-1999) - 8-20  
200, Tommy Pharr vs. LSU ( 11-16-1968) - 25-42  
200, Derrick Taite vs. Kentucky (11-9-1996) - 13-23  
200, Mike Henig vs. Kentucky (10-29-2005) - 16-31

### PUNTING RECORDS

#### MOST PUNTS

**Game:** 16, Bob Hardison vs. TCU (10-24-1936)

#### HIGHEST YARDS-PER-PUNT AVERAGE

**Game (Min. 5 punts):** 51.4, Andy Russ vs. Kentucky (11-9-1996) [5 for 257]

**Game (Min. 10 punts):** 47.5, Andy Russ vs. South Carolina (9-28-1996) [10 for 475]

### INDIVIDUAL LONG PLAYS

#### PUNTS

84, Mike Patrick vs. Alabama (11-2-1974)  
82, Mike Patrick vs. William & Mary (9-7-1974)  
79, Jeff Walker vs. Alabama (11-13-1999)  
78, Tom McWilliams vs. Arkansas A&M (10-14-1944)  
78, Billy Murphy vs. Auburn (11-9-1946)  
77, Bill Schoenrock vs. Tennessee (10-3-1959)  
74, Sonny Bruce vs. Tulane (10-29-1938)  
73, Mike Riley vs. Auburn (10-26-1991)  
73, Blake McAdams vs. Auburn (9-15-2007)  
72, Tom McWilliams vs. Duquesne (10-18-1947)  
72, Andy Russ vs. Kentucky (11-9-1996)  
72, Blake McAdams vs. Kentucky (11-01-2008)

### RECEIVING RECORDS

#### MOST RECEPTIONS

**Game:** 15, Eric Moulds vs. Tennessee (9-23-1995)

#### MOST NET YARDS GAINED

**Game:** 215, David Smith vs. Texas Tech (10-17-1970)

#### HIGHEST YARDS-PER-CATCH AVERAGE

**Game (Min. 5 rec.):** 32.0, Eric Moulds vs. Tulane (10-22-1994) [5 for 160]

**Game (Min. 10 rec.):** 20.8, Jamayel Smith vs. Arkansas (11-17-2007) [10 for 208]

#### MOST TOUCHDOWN RECEPTIONS

**Game:** 3, Chad Bumphis vs. Troy (9-15-2012);  
Sammy Milner vs. Florida (9-27-1969)

### SINGLE-GAME RECEIVING HIGHS

#### PASS RECEPTIONS

No.	Player	Opponent	Date	Stats
15	Eric Moulds	Tennessee	9-23-1995	183 yds
14	David Smith	Ole Miss	11-27-1969	194 yds
12	Sammy Milner	Auburn	9-28-1968	146 yds
12	David Smith	Texas Tech	10-17-1970	215 yds
11	Bobby Gossett	Florida State	11-9-1968	96 yds
11	David Smith	Richmond	9-20-1969	138 yds
10	Sammy Milner	Alabama	11-1-1969	77 yds
10	David Smith	Alabama	10-31-1970	75 yds
10	David Smith	Florida	9-19-1970	117 yds
10	Eric Moulds	Auburn	10-7-1995	95 yds
10	Jamayel Smith	Arkansas	11-17-2007	208 yds
10	Brandon McRae	Georgia Tech	9-20-2008	102 yds

#### RECEIVING YARDS (200+)

215, David Smith vs. Texas Tech (10-17-1970) - 12  
208, Sammy Milner vs. Texas Tech (10-19-1968) - 9  
208, Danny Knight vs. Florida (9-25-1982) - 8  
208, Jamayel Smith vs. Arkansas (11-17-2007) - 10

#### RECEIVING YARDS (100-199)

194, David Smith vs. Ole Miss (11-27-1969) - 14  
192, Tony Burks vs. Kentucky (10-28-2006) - 7  
183, Eric Moulds vs. Tennessee (9-23-1995) - 15  
180, Chad Bumphis vs. Troy (9-15-2012) - 6  
175, Mardye McDole vs. Florida State (10-14-1978) - 9  
174, Mardye McDole vs. Tennessee (10-28-1978) - 4  
172, Justin Jenkins vs. Houston (9-20-2003) - 9  
168, Mardye McDole vs. Alabama (11-4-1978) - 9  
166, Fred Hadley vs. Alabama (10-29-1988) - 7  
164, Justin Jenkins vs. Tulane (9-13-2003) - 9  
160, Danny Knight vs. Tulane (9-4-1982) - 8  
160, Eric Moulds vs. Tulane (10-22-1994) - 5  
157, Eric Moulds vs. LSU (9-9-1995) - 8  
154, Bill Buckley vs. Florida State (10-13-1973) - 6  
153, Louis Clark vs. Kentucky (10-12-1985) - 7  
148, Mardye McDole vs. Auburn (11-5-1977) - 6  
147, Kelvin Love vs. Kentucky (11-4-1999) - 6  
146, Chad Bumphis vs. Ole Miss (11-24-2012) - 6  
146, Sammy Milner vs. Auburn (9-28-1968) - 12  
144, Chris Jones vs. Florida (10-2-1993) - 5  
143, Mardye McDole vs. Ole Miss (11-25-1978) - 7  
140, Chad Bumphis vs. LSU (11-10-2012) - 9  
**140, LaDarius Perkins vs. Ole Miss (11-27-2010) - 3**  
138, David Smith vs. Richmond (9-20-1969) - 11  
136, Bill Buckley vs. Kentucky (10-7-1972) - 8  
133, Justin Jenkins vs. BYU (12-1-2001) - 7  
133, Chad Bumphis vs. Alcorn State (10-2-2010) - 9  
132, Kevin Prentiss vs. Arkansas (11-21-1998) - 7  
131, David Smith vs. Mississippi (11-21-1970) - 6  
130, Tony Burks vs. Tulane (9-16-2006) - 4  
127, Fred Hadley vs. Alabama (10-31-1987) - 5  
127, Willie Harris vs. South Carolina (10-17-1992) - 8  
127, Willie Harris vs. North Carolina (1-2-1993) - 8  
126, Mardye McDole vs. Ole Miss (11-19-1977) - 6  
125, Art Mordecai vs. Memphis (10-27-1984) - 3  
125, Fred Hadley vs. Southern Miss (10-15-1988) - 7  
124, Bill Buckley vs. Houston (10-28-1972) - 9  
123, Chad Bumphis vs. Georgia Tech (10-3-2009) - 6  
120, Eric Moulds vs. Arkansas (11-5-1994) - 7  
120, Keffer McGee vs. Auburn (10-7-1995) - 3  
119, Sammy Milner vs. Florida (10-5-1968) - 8  
119, Shaston Coleman vs. Memphis (9-2-1995) - 4  
118, David Smith vs. Southern Miss (10-11-1969) - 6  
118, Sandy Braswell vs. Northeast Louisiana (9-16-1972) - 5  
118, Terrell Grindle vs. Jacksonville State (9-14-2002) - 3  
118, Justin Jenkins vs. Vanderbilt (10-4-2003) - 8  
118, Tony Burks vs. West Virginia (10-7-2006) - 4  
117, David Smith vs. Florida (9-19-1970) - 10  
117, Will Prosser vs. Maine (9-18-04) - 4  
116, Glen Young vs. Auburn (10-24-1981) - 8  
116, Justin Jenkins vs. Ole Miss (11-22-2001) - 7  
115, Jerry Bouldin vs. Alabama (10-29-1988) - 5

# INDIVIDUAL GAME RECORDS



115, Kenny Causey vs. Alabama (11-13-1993) - 7  
 115, Ray Ray Bivines vs. Ole Miss (11-28-2002) - 6  
 115, McKinley Scott vs. Houston (9-20-2003) - 6  
 114, Bill Buckley vs. Kentucky (10-6-1973) - 9  
 114, James Bloodworth vs. Alabama (11-2-1985) - 5  
 113, Willie Harris vs. Kentucky (10-13-1990) - 5  
 113, Willie Harris vs. Memphis (10-19-1991) - 5  
 113, Justin Jenkins vs. Auburn (10-18-2003) - 7  
**113, Jameon Lewis at Memphis (9-1-2011) - 4**  
 112, Jerry Price vs. LSU (11-14-1981) - 3  
 112, Danny Knight vs. Arkansas State (9-11-1982) - 3  
 112, Brandon Heavens vs. Memphis (9-4-2010) - 5  
 111, Danny Knight vs. Alabama (10-29-1983) - 6  
 110, Mardye McDole vs. Memphis (9-23-1978) - 5  
 110, Danny Knight vs. Ole Miss (11-20-1982) - 3  
 109, Harland Reed vs. LSU (11-12-1966) - 6  
 109, Terrell Grindle vs. Auburn (10-9-1999) - 6  
 109, Kelvin Love vs. Alabama (11-13-1999) - 4  
 109, Ray Ray Bivines vs. Jacksonville State (9-14-2002) - 2  
 108, Terrell Grindle vs. Kentucky (11-2-2002) - 3  
 106, Gavin Rees vs. Rice (10-11-1975) - 7  
 106, Robert Isaac vs. Louisiana Tech (9-21-1996) - 6  
 106, Kevin Prentiss vs. Oklahoma State (9-19-1998) - 3  
 106, Terrell Grindle vs. South Carolina (10-5-2002) - 5  
 106, Tony Burks vs. Georgia (10-21-2006) - 4  
 105, John Grace vs. Murray State (11-2-1946) - 2  
 105, Bill Buckley vs. Northeast Louisiana (9-16-1972) - 4  
 104, Chad Bumphis vs. Kentucky (10-6-2012) - 9  
 103, Bill Buckley vs. Ole Miss (11-25-1972) - 6  
 103, Kenny Rogers vs. Florida (9-28-1985) - 7  
 103, Fred Hadley vs. Southern Miss (10-17-1987) - 7  
 103, Tony Burks vs. LSU (9-30-2006) - 4  
 102, Sammy Milner vs. Florida (9-27-1969) - 9  
 102, David Smith vs. LSU (11-15-1969) - 5  
 102, Brandon McRae vs. Georgia Tech (9-20-2008) - 10  
 101, Kevin Prentiss vs. South Carolina (9-27-1997) - 2  
 101, Anthony Dixon vs. Ole Miss (11-23-2007) - 7  
 100, Howard Lewis vs. Auburn (9-22-1974) - 7  
 100, Chad Bumphis vs. Memphis (9-4-2010) - 4

## PUNT RETURN RECORDS

### MOST PUNT RETURNS

**Game:** 17, A.B. Stubbs vs. TCU (10-24-1936)

### MOST PR NET YARDS GAINED

**Game:** 157, Bobby Herrington vs. Vanderbilt (10-21-1933)

### MOST PUNT RETURN TOUCHDOWNS

**Game:** 1, Many Times [Last: Johnthan Banks vs. UT Martin (11-5-2011)]

## KICKOFF RETURN RECORDS

### MOST KICKOFF RETURNS

**Game:** 7, Fred Reid vs. Kentucky (11-2-2002); Nick Turner vs. Tennessee (11-15-2003); Leon Berry vs. Auburn (9-12-2009), vs. Florida (10-24-2009)

### MOST KR NET YARDS GAINED

**Game:** 186, Leon Berry vs. Auburn (9-12-2009)

### MOST KICKOFF RETURN TOUCHDOWNS

**Game:** 1, Many Times [Last: Jameon Lewis vs. Ole Miss (11-24-2012)]

## INDIVIDUAL LONG PLAYS

### KICKOFF RETURNS

**100, Jameon Lewis vs. Ole Miss (11-24-2012)**

100, Glen Young vs. LSU (11-15-1980)  
 100, Fred Reid vs. Memphis (10-11-2003)  
 99, Carl Sikes vs. LSU (11-25-1933)  
 98, Dennis Cross vs. Howard (10-3-1936)  
 97, Leon Berry vs. Alcorn State (10-2-2010)  
 96, Jerry Bouldin vs. Southern Miss (9-9-1989)  
 95, Morley Jennings vs. Howard (11-18-1910)  
 95, Frank Smith vs. Howard (11-18-1910)  
 95, Blondy Black vs. Ole Miss (11-28-1942)  
 95, Marcus Rhoden vs. Southern Miss (10-8-1966)  
 94, Kevin Prentiss vs. Kentucky (9-6-1997)  
 93, Tom McWilliams vs. Auburn (11-11-1944)

### PUNT RETURNS

90, Ken Phares vs. Lamar (10-16-1971)  
 89, Marcus Rhoden vs. Houston (9-18-1965)  
 88, Frank Dowsing vs. Alabama (10-30-1971)  
 87, Glen Young vs. Vanderbilt (9-19-1981)  
 83, Kevin Prentiss vs. Tennessee (12-5-1998)  
 82, Jim Tait vs. Memphis (10-1-1955)  
 82, Chad Bumphis vs. Louisiana Tech (9-24-11)  
 81, Derek Pegues vs. Jacksonville State (10-14-2006)  
 80, Harvey Johnson vs. Howard (9-23-1939)  
 77, Richard Blackmore vs. Kansas State (10-5-1974)  
 76, Scott Gumina vs. Tulane (9-25-1993)  
 75, Derek Pegues vs. Ole Miss (11-23-2007)  
 74, Pete Polovina vs. Auburn (11-4-1950)

## RUSHING RECORDS

### MOST ATTEMPTS

**Game:** 40, Michael Davis vs. Ole Miss (11-27-1993)

### MOST NET YARDS GAINED

**Game:** 252, Anthony Dixon, vs. Kentucky (10-31-2009)

### MOST NET YARDS GAINED (QB)

**Game:** 163, John Bond vs. Ole Miss (11-22-1980)

### MOST NET YARDS GAINED (FRESHMAN)

**Game:** 198, Dennis Johnson vs. Memphis (10-19-1974)

### HIGHEST YARDS-PER-RUSH AVERAGE

**Game (Min. 5 att.):** 19.5, Blondy Black vs. Duquesne (11-14-1942)  
 [6 for 117 yards]

**Game (Min. 10 att.):** 16.6, Vick Ballard at Memphis (9-1-2011)  
 [10 for 166 yards]

**Game (Min. 20 att.):** 9.4, Kevin Bouie vs. Kentucky (10-29-1994)  
 [23 for 217 yards]

**Game (Min. 30 att.):** 7.6, Anthony Dixon vs. Kentucky (10-31-2009)  
 [33 for 252 yards]

### MOST TOUCHDOWNS

**Game:** 7, Harry Furman vs. Southern Baptist (1907) & Mercer (1907); Harry McArthur vs. Cumberland (1914)  
**Modern Game:** 4, Jackie Parker vs. Arkansas State (1952); Art Davis vs. LSU (1954); James Jones vs. Memphis (1978); John Bond vs. LSU (1983); Keffer McGee vs. Northeast Louisiana (1995); James Johnson vs. UCF (1997)

## SINGLE-GAME RUSHING HIGHS

### RUSHING ATTEMPTS

No.	Player	Opp.	Date	Yards
40	Michael Davis	Ole Miss	11-27-1993	154
36	James Johnson	Alabama	11-14-1998	237
35	Tommy Garrison	Texas Tech	10-7-1967	110
34	Jerious Norwood	Ole Miss	11-26-2005	204
33	Michael Davis	South Carolina	10-16-1993	128
33	Anthony Dixon	Kentucky	10-31-2009	252
33	Vick Ballard	Arkansas	11-20-2010	150
32	Tom McWilliams	LSU	10-21-1944	139
32	Tom McWilliams	Tulane	11-1-1947	145
32	Keffer McGee	Baylor	9-16-1995	132
32	Anthony Dixon	UAB	10-6-2007	152
31	Keffer McGee	Northeast La.	9-30-1995	181
31	Chris Relf	Arkansas	11-20-2010	103
30	James Jones	LSU	11-18-1978	162
30	John Bond	Ole Miss	11-19-1983	129

### RUSHING YARDS (200+)

252, Anthony Dixon vs. Kentucky (10-31-2009) - 33  
 247, Jerious Norwood vs. Houston (10-22-2005) - 24  
 237, James Johnson vs. Alabama (11-14-1998) - 36  
 217, Kevin Bouie vs. Kentucky (10-29-1994) - 23  
 209, James Johnson vs. Kentucky (11-7-1998) - 28  
 204, Jerious Norwood vs. Ole Miss (11-26-2005) - 34  
 201, Jerious Norwood vs. UAB (10-9-2004) - 24

### RUSHING YARDS (150-199)

198, Dennis Johnson vs. Memphis (10-19-1974) - 26  
 198, James Johnson vs. Alabama (11-15-1997) - 23  
 192, James Johnson vs. Memphis (9-12-1998) - 25  
 191, Keffer McGee vs. Memphis (9-7-1996) - 23  
 183, Walter Packer vs. North Carolina (12-28-1974) - 24  
 182, Keffer McGee vs. Louisiana Tech (9-21-1996) - 26  
 181, Michael Haddix vs. Colorado State (10-10-1981) - 17  
 181, Keffer McGee vs. Northeast Louisiana (9-30-1995) - 31  
 180, Vick Ballard vs. Wake Forest (12-30-2011) - 14  
**179, LaDarius Perkins vs. Troy (9-15-2012) - 23**  
 179, Anthony Dixon vs. Arkansas (11-22-08) - 23  
 176, Anthony Dixon vs. Arkansas (11-21-2009) - 24  
 174, Hank Phillips vs. Tulane (11-7-1987) - 26  
 174, Jerious Norwood vs. Florida (10-23-2004) - 29  
 172, Dizenzo Miller vs. Florida (9-30-2000) - 19  
 169, Joe Fortunato vs. North Texas State (10-11-1952) - 23  
 167, Kenny Roberts vs. Vanderbilt (9-2-1989) - 14  
 166, Vick Ballard at Memphis (9-1-2011) - 10  
 165, Jerious Norwood vs. Kentucky (10-30-2004) - 24  
 164, Terry Vitrano vs. North Carolina (12-28-1974) - 20  
 163, John Bond vs. Ole Miss (11-22-1980) - 15  
 162, James Jones vs. LSU (11-18-1978) - 30  
 158, John Bond vs. LSU (11-12-1983) - 21  
 156, Bruce Threadgill vs. LSU (11-13-1976) - 20  
 156, Kenny Roberts vs. LSU (11-16-1991) - 22  
 156, Dontae Walker vs. Florida (9-30-2000) - 25  
 155, Jim Cumberbatch vs. Colorado State (9-8-1984) - 19  
 155, Nick Turner vs. Tulane (9-13-2003) - 20  
 154, Michael Davis vs. Ole Miss (11-27-1993) - 40  
 152, Anthony Dixon vs. UAB (10-6-2007) - 32  
 150, William Prince vs. Northeast Louisiana (10-7-1989) - 19  
 150, Vick Ballard vs. Arkansas (11-20-2010) - 33

### RUSHING YARDS (100-149)

149, Walter Packer vs. Memphis (10-16-1976) - 17  
 149, Don Smith vs. Memphis (10-5-1985) - 26  
 148, Tom McWilliams vs. Auburn (11-11-1944) - 16  
 148, Walter Packer vs. Georgia (9-21-1974) - 20  
 148, William Prince vs. Memphis (10-21-1989) - 20  
 147, Joe Robertson vs. Alabama (10-25-1952) - 17  
 146, Walter Packer vs. Louisville (10-25-1975) - 29  
 146, James Johnson vs. Central Florida (10-25-1997) - 26  
 145, Tom McWilliams vs. Tulane (11-1-1947) - 32  
 145, Fred Collins vs. Ole Miss (11-24-1979) - 16  
 144, Wayne Jones vs. Florida State (10-13-1973) - 16  
 144, Michael Haddix vs. Vanderbilt (9-20-1980) - 21

GENERAL INFO

2013 BULLDOGS

COACHES

2012 SEASON RECAP

FOOTBALL HISTORY

TEAM RECORDS

INDIVIDUAL RECORDS

STADIUM RECORDS

BOWLS



# INDIVIDUAL GAME RECORDS

GENERAL INFO	144, James Johnson vs. South Carolina (9-26-1998) - 16 144, Vick Ballard vs. Ole Miss (11-26-2011) - 23 143, Dontae Walker vs. Texas A&M (12-31-2000) - 16 142, Kevin Bouie vs. Arkansas (11-5-1994) - 22 141, Walter Packer vs. LSU (11-15-1975) - 16 141, Kevin Bouie vs. Ole Miss (11-26-1994) - 27 139, Tom McWilliams vs. LSU (10-21-1944) - 32 139, Michael Davis vs. Ole Miss (11-26-1994) - 24 138, Jerious Norwood vs. Kentucky (11-2-2002) - 15 138, Jerious Norwood vs. Kentucky (10-25-2003) - 11 137, Dennis Johnson vs. Florida (9-28-1974) 24 137, Rocky Felker vs. Lamar (10-12-1974) - 18 137, Don Smith vs. Tulane (10-19-1985) - 20 137, James Johnson vs. East Tennessee State (10-17-1998) - 21 136, Dizenzo Miller vs. Auburn (10-9-2000) - 20 135, Michael Haddix vs. Vanderbilt (9-19-1981) - 14 135, Anthony Dixon vs. Middle Tennessee (10-17-2009) - 27 135, Vick Ballard at Auburn (9-10-2011) - 21 134, Sleepy Robinson vs. Kentucky (10-12-1991) - 23 134, Anthony Dixon vs. Houston (10-10-2009) - 21 134, Vick Ballard vs. Houston (10-9-2010) - 14 133, David Fair vs. Tennessee (9-12-1987) - 12 133, James Johnson vs. Memphis (8-30-1997) - 21 133, James Johnson vs. Auburn (10-10-1998) - 25 133, Jerious Norwood vs. Kentucky (10-25-2003) - 11 133, Anthony Dixon vs. Ole Miss (11-28-2009) - 29 132, Wayne Jones vs. Florida (11-24-1973) - 21 132, Dennis Johnson vs. Louisville (9-18-1976) - 17 132, Keffer McGee vs. Baylor (9-16-1995) - 32 131, Joe Reed vs. Vanderbilt (9-26-1971) - 18 131, Dennis Johnson vs. Florida (9-27-1975) - 15 131, Dizenzo Miller vs. Kentucky (11-3-2001) - 26 131, Anthony Dixon vs. Tulane (9-8-2007) - 27 131, Chris Relf vs. Ole Miss (11-28-2009) - 15 <b>131, LaDarius Perkins vs. UAB (10-23-2010) - 18</b> 130, Joe Fortunato vs. Tulane (11-7-1952) - 19 130, Don Smith vs. Southern Miss (10-6-1984) - 11 130, Keffer McGee vs. South Carolina (10-14-1995) - 29 129, Charles Evans vs. Tulane (11-7-1953) - 18 129, John Bond vs. Ole Miss (11-19-1983) - 30 128, Lawrence Matulich vs. Southern Miss (11-22-1947) - 22 128, Michael Davis vs. South Carolina (10-16-1993) - 33 127, Kenny Roberts vs. Memphis (11-10-1990) - 25 127, Keffer McGee vs. Kentucky (10-28-1995) - 29 126, Anthony Dixon vs. Middle Tennessee (10-25-2008) - 27 126, Marcus Rhoden vs. Florida (9-26-1964) - 10 126, James Jones vs. North Texas State (9-3-1977) - 12 126, Kenny Roberts vs. Texas (9-5-1992) - 16 <b>125, LaDarius Perkins vs. Middle Tennessee (10-20-2012) - 20</b> 125, Walter Packer vs. Kansas State (10-5-1974) - 16 125, Walter Packer vs. Memphis (10-19-1974) - 18 125, Rodney Peters vs. Tulane (10-18-1986) - 14 125, Anthony Dixon vs. Ole Miss (11-25-2006) - 25 124, Hank Phillips vs. LSU (11-14-1987) - 29 124, Michael Davis vs. Tulane (9-25-1993) - 21 123, Walter Packer vs. William & Mary (9-7-1974) - 8 123, Kevin Bouie vs. Alabama (11-12-1994) - 17 123, Nick Turner vs. Auburn (10-6-2003) - 13 123, Jerious Norwood vs. Murray State (9-3-2005) - 16 123, Anthony Dixon vs. Vanderbilt (9-19-2009) - 21 121, Andy Rhoades vs. Georgia (9-17-1966) - 20 121, Wayne Jones vs. LSU (11-17-1973) - 19 121, Kenny Roberts vs. Tulane (10-20-1990) - 10 121, Dontae Walker vs. Ole Miss (11-23-2000) - 14 121, Dizenzo Miller vs. Ole Miss (11-22-2001) - 22 121, Jerious Norwood vs. Kentucky (10-29-2005) - 20 121, Anthony Dixon vs. Alabama (11-4-2006) - 25 120, Joe Fortunato vs. Arkansas State (10-4-1952) - 13 120, Walter Packer vs. Louisville (10-26-1974) - 11 120, Walter Packer vs. Florida (9-25-1976) - 12 120, Kevin Bouie vs. Arkansas (11-6-1993) - 25 120, Michael Davis vs. Tennessee (9-24-1994) - 26 120, Michael Davis vs. Arkansas State (10-1-1994) - 17 120, Michael Davis vs. South Carolina (10-15-1994) - 21 120, Tony Buckhalter vs. Northeast Louisiana (11-2-1996) - 19
2013 BULLDOGS	120, Dontae Walker vs. Oklahoma State (9-18-1999) - 8 119, Wayne Jones vs. Alabama (11-3-1973) - 22 119, Dennis Johnson vs. Memphis (10-16-1976) - 15 119, James Johnson vs. Ole Miss (11-29-1997) - 21 119, Dizenzo Miller vs. BYU (12-1-2001) - 12 119, Christian Ducre vs. Kentucky (10-27-2007) - 19 119, Vick Ballard vs. Alcorn State (10-2-2010) - 8 118, Joe Fortunato vs. Ole Miss (11-29-1952) - 21 118, Hank Phillips vs. Alabama (10-31-1987) - 25 118, Dizenzo Miller vs. LSU (10-21-2000) - 17 117, Wayne Jones vs. Vanderbilt (9-22-1973) - 13 117, Michael Haddix vs. Louisiana Tech (9-13-1980) - 15 117, Hank Phillips vs. Alabama (11-2-1985) - 22 117, Keffer McGee vs. Arkansas (11-4-1995) - 27 117, Dizenzo Miller vs. Kentucky (11-4-2000) - 19 117, Dontae Walker vs. Alabama (11-13-2000) - 16 116, Wayne Jones vs. Auburn (11-10-1973) - 29 116, John Bond vs. Louisiana Tech (9-13-1980) - 13 115, Wally Beech vs. Alabama (10-28-1950) - 18 115, Orlando Lundie vs. LSU (11-17-1984) - 22 114, Harper Davis vs. Auburn (11-8-1947) - 7 114, Walter Packer vs. Rice (10-11-1975) - 18 114, James Jones vs. Memphis (9-23-1978) - 10 114, John Bond vs. Arkansas State (9-11-1982) - 13 114, Rodney Peters vs. Arkansas State (9-7-1985) - 20 114, Dizenzo Miller vs. Middle Tennessee State (10-28-2000) - 12 113, Wayne Jones vs. Louisville (10-20-1973) - 23 113, Bruce Threadgill vs. Florida (9-27-1975) - 22 113, Dennis Johnson vs. Washington (9-10-1977) - 23 113, Michael Haddix vs. Memphis (9-18-1982) - 10 113, Robert Isaac vs. Memphis (8-30-1997) - 20 113, Jerious Norwood vs. Vanderbilt (10-4-2003) - 22 112, Michael Haddix vs. LSU (11-13-1982) - 15 112, James Johnson vs. Texas (11-1-1999) - 22 112, Jerious Norwood vs. Tulane (9-4-2004) - 20 111, Albert Williams vs. Louisiana-Lafayette (9-5-1987) - 8 111, Orlando Wade vs. Vanderbilt (9-2-1989) - 19 111, Tay Galloway vs. LSU (11-17-1990) - 22 111, James Johnson vs. Vanderbilt (9-5-1998) - 23 111, Fred Reid vs. Troy State (10-12-2002) - 18 111, Jerious Norwood vs. Florida (10-8-2005) - 13 <b>110, LaDarius Perkins vs. Kentucky (10-6-2012) - 25</b> 110, Tommy Garrison vs. Texas Tech (10-7-1967) - 35 110, Nakia Greer vs. Northeast Louisiana (11-2-1996) - 10 109, Billy Hill vs. Memphis (10-24-1959) - 10 109, Dennis Johnson vs. Kentucky (10-9-1976) - 23 109, Stanley Howell vs. Southern Miss (10-27-1979) - 8 109, Hank Phillips vs. Auburn (10-26-1985) - 15 109, Don Smith vs. Ole Miss (11-22-1986) - 21 109, Jerious Norwood vs. Arkansas (11-22-2004) - 23 109, Chris Relf vs. Georgia (9-25-2010) - 20 108, Wally Beech vs. Clemson (10-9-1949) - 17 108, Keffer McGee vs. South Carolina (9-28-1996) - 24 108, Dizenzo Miller vs. Memphis (9-3-2001) - 12 108, Anthony Dixon vs. Tennessee (10-13-2007) - 26 107, Barry Cotney vs. Tampa (10-2-1965) - 11 107, Donald King vs. Miami (Fla.) (10-18-1980) - 13 107, Don Smith vs. Tulane (10-18-1986) - 17 107, Michael Davis vs. Alabama (11-12-1994) - 21 107, Anthony Dixon vs. Vanderbilt (10-11-2008) - 27 106, Ode Burrell vs. Tulane (10-12-1962) - 4 106, Lewis Grubbs vs. Alabama (10-31-1970) - 8 106, Michael Haddix vs. Tulane (9-4-1982) - 14 106, Anthony Dixon vs. LSU (9-26-2009) - 27 106, Anthony Dixon vs. Georgia Tech (10-3-2009) - 18 106, Chris Relf at Auburn (9-10-2011) - 27 105, Jackie Parker vs. Arkansas State (10-4-1952) - 18 105, Bruce Threadgill vs. Kentucky (10-9-1976) - 24 105, Henry Koontz vs. Colorado State (10-10-1981) - 23 105, Hank Phillips vs. Louisiana Tech (9-3-1988) - 19 105, Kevin Bouie vs. Tulane (9-25-1993) - 15 104, Andy Rhoades vs. Richmond (10-11-1966) - 21 104, Rocky Felker vs. Vanderbilt (9-22-1973) - 7 104, Bruce Threadgill vs. Auburn (11-8-1975) - 20 104, Dwayne Brown vs. Memphis (9-8-1979) - 14
COACHES	104, Stanley Howell vs. Auburn (11-10-1979) - 8 104, Al Rickey Edwards vs. Navy (9-17-1983) - 16 104, Don Smith vs. Syracuse (9-14-1985) - 17 104, Don Smith vs. Florida (9-27-1986) - 24 104, Wayne Madkin vs. BYU (9-14-2000) - 7 104, Dontae Walker vs. Middle Tennessee State (10-28-2000) - 14 104, Dizenzo Miller vs. Alabama (11-11-2000) - 16 103, Dwayne Brown vs. Florida State (10-13-1979) - 25 103, Robert Isaac vs. Northeast Louisiana (11-2-1996) - 14 103, Anthony Dixon vs. Auburn (9-15-2007) - 29 103, Vick Ballard vs. Kentucky (10-30-2010) - 14 103, Chris Relf vs. Arkansas (11-20-2010) - 31 102, Hoyle Granger vs. Alabama (10-30-1965) - 21 102, Melvin Granger vs. Alabama (10-14-1972) - 12 102, Don Smith vs. Syracuse (9-6-1986) - 23 102, Don Smith vs. Tennessee (9-13-1986) - 14 102, Karl Williamson vs. Tulane (9-25-1993) - 12 102, Michael Davis vs. Alabama (11-13-1993) - 23 102, Vick Ballard vs. UT Martin (11-5-2011) - 11 101, Don Morris vs. Tulane (11-7-1953) - 15 101, Hoyle Granger vs. Alabama (10-31-1964) - 17 101, Dennis Johnson vs. Southern Miss (10-23-1976) - 19 101, Michael Haddix vs. Ole Miss (11-20-1982) - 15 101, Dontae Walker vs. Kentucky (11-4-2000) - 15 101, Dontae Walker vs. Alabama (11-10-2001) - 15 101, Vick Ballard at UAB (10-8-2011) - 11 <b>100, LaDarius Perkins vs. Tennessee (10-13-2012) - 23</b> 100, Wally Beech vs. Ole Miss (12-2-1950) - 19 100, Walter Packer vs. Southern Miss (10-4-1975) - 15 100, Michael Haddix vs. Marshall (10-20-1979) - 8 100, Don Smith vs. Missouri (9-22-1984) - 19 100, Michael Davis vs. Kentucky (10-31-1992) - 8
2012 SEASON RECAP	
FOOTBALL HISTORY	
TEAM RECORDS	
INDIVIDUAL RECORDS	
STADIUM RECORDS	
BOWLS	

## INDIVIDUAL LONG PLAYS

### RUSHING PLAYS

98, Stanley Howell vs. Southern Miss (10-27-79)  
97, Blondy Black vs. Duquesne (11-14-42)  
90, Ode Burrell vs. Tulane (10-12-62)  
90, Fred Collins vs. Ole Miss (11-24-79)  
87, John Bond vs. Auburn (10-23-82)  
87, Kenny Roberts vs. Vanderbilt (9-2-89)  
85, Blondy Black vs. San Francisco (12-6-41)  
85, Walter Packer vs. LSU (11-15-75)  
84, Don Smith vs. Southern Miss (10-6-84)  
83, James Johnson vs. Alabama (11-15-97)

# INDIVIDUAL GAME RECORDS



## INDIVIDUAL SCORING RECORDS

### MOST POINTS SCORED

**Game:** 42, Harry McArthur vs. Cumberland (10-10-1914) [7 TD]  
**Modern Game:** 29, Jackie Parker vs. Arkansas State (10-4-1952)

### MOST POINTS SCORED BY A KICKER

**Game:** 16, Brian Hazelwood vs. Arkansas (11-21-1998)

### MOST TOUCHDOWNS SCORED

**Game:** 7, Harry Furman vs. Southern Baptist (10-19-1907) & Mercer (10-24-1907); Harry McArthur vs. Cumberland (10-7-1914)

### MOST POINTS RESPONSIBLE FOR (RUSHING, PASSING & KICKING)

**Game:** 42, Harry McArthur vs. Cumberland (10-10-1914) [7 TD]; Jackie Parker vs. Auburn (11-8-1952) [6 TD & 6 PAT]

### MOST FIELD GOALS MADE

**Game:** 5, Tim Rogers vs. NC State (1-2-1995); Brian Hazelwood vs. Arkansas (11-21-1998); Derek DePasquale vs. UAB (10-23-2010)

### MOST FIELD GOALS ATTEMPTED

**Game:** 5, Dave Marler vs. Ole Miss (11-19-1977); Artie Cosby vs. Kentucky (10-12-1985); Joel Logan vs. Tulane (11-7-1987); Brian Hazelwood vs. Arkansas (11-21-1998); Derek DePasquale vs. UAB (10-23-2010)

## INDIVIDUAL LONG PLAYS

### FIELD GOALS

54, Artie Cosby vs. Memphis (10-5-1985)  
 53, Kinney Jordan vs. Florida (9-27-1975)  
 53, Kinney Jordan vs. Louisville (9-18-1976)  
 53, Brian Hazelwood vs. Memphis (8-30-1997)  
 53, Brent Smith vs. Tennessee (11-16-2002)  
 52, Brian Hazelwood vs. Vanderbilt (9-5-1998)  
 52, Brent Smith vs. LSU (9-28-2002)  
 51, Dana Moore vs. Memphis (9-5-1981)  
 51, Dana Moore vs. Auburn (10-23-1982)  
 51, Artie Cosby vs. LSU (11-12-1983)  
 51, Artie Cosby vs. Ole Miss (11-19-1983)  
 51, Brian Hazelwood vs. Georgia (10-5-1996)  
 51, Brian Hazelwood vs. Memphis (8-30-1997)  
 51, Scott Westerfield vs. Middle Tennessee State (9-4-1999)

## INDIVIDUAL TOTAL OFFENSE RECORDS

### MOST PLAYS

**Game:** 62, Joe Reed vs. LSU (11-14-1970)

### MOST NET YARDS GAINED

**Game:** 468, Derrick Taite vs. Tulane (10-22-1994)

### TOUCHDOWNS RESPONSIBLE FOR (RUSHING & PASSING)

**Game:** 6, Jackie Parker vs. Auburn (11-8-1952)

## INDIVIDUAL SINGLE-GAME HIGHS

### TOTAL OFFENSE

Yds.	Player	Opp.	Date	Stats
468	Derrick Taite	Tulane	10-22-1994	2r/466p
441	Wes Carroll	Arkansas	11-17-2007	20r/421p
408	Dave Marler	Alabama	11-4-1978	-21r/429p
395	Todd Jordan	Florida	10-2-1993	-10r/405p
391	Mike Henig	Kentucky	10-28-2006	7r/384p
377	Don Smith	Tulane	10-19-1985	137r/240p
371	Kevin Fant	Jacksonville State	9-14-2002	35r/336p
363	Kevin Fant	BYU	12-1-2001	17r/346p
356	Todd Jordan	Memphis	9-4-1993	-14r/370p
354	Chris Relf	Ole Miss	11-27-2010	66r/288p
351	Kevin Fant	Houston	9-20-2003	9r/360p
333	Don Smith	Tennessee	9-13-1986	102r/231p
327	Chris Relf	Arkansas	11-20-2010	103r/224p
326	Dave Marler	Florida State	10-14-1978	19r/307p

## INDIVIDUAL LONG PLAYS

### INTERCEPTION RETURNS

100, Anthony Johnson vs. Alabama (11-10-2007)  
 100, Johnthan Banks vs. Florida (10-24-2009)  
 97, Jack Nix vs. Ole Miss (11-26-1938)  
 95, Red McElveen vs. Auburn (11-12-1927)  
 95, Larry Buie vs. Florida (9-29-1973)  
 90, Anthony Derricks vs. Auburn (11-1-1997)  
 88, James Stuart vs. Murray State (11-2-1946)  
 85, Ben Griffin vs. Birmingham-Southern (11-4-1939)  
 81, Eugene Clinton vs. Kentucky (11-4-2000)  
 72, Darius Slay at Georgia (10-1-2011)  
 71, Charles Mitchell vs. Houston (10-10-2009)  
 70, Ken Phares vs. LSU (11-18-1972)  
 70, Robert Bean vs. Tennessee (12-5-1998)

### PASS PLAYS

91, Kevin Fant to Terrell Grindle vs. Kentucky (2002)  
 89, Kevin Fant to Ray Ray Bivines vs. Jacksonville State (2002)  
 87, Tommy Pharr to Eric Hoggatt vs. Florida (1969)  
 84, Derrick Taite to Keffer McGee vs. Auburn (1995)  
 84, Omarr Conner to Ty Freeman vs. Ole Miss (2004)  
 83, Bill Stanton to William Earl Morgan vs. Kentucky (1955)  
 82, Wayne Madkin to Terrell Grindle vs. LSU (2000)  
 81, B. Threadgill to Dennis Johnson vs. Washington (1977)  
 81, Derrick Taite to Chris Jones vs. Tennessee (1995)  
 81, Matt Wyatt to Jeremy Jones vs. Auburn (1996)  
 81, Chris Relf to LaDarius Perkins vs. Michigan (2011)  
 80, David Smith to Sammy Milner vs. Texas Tech (1968)  
 80, John Bond to Danny Knight vs. Memphis (1982)  
 80, John Bond to Danny Knight vs. Florida (1982)  
 80, Derrick Taite to Eric Moulds vs. LSU (1995)  
 80, Wesley Carroll to Jamayel Smith vs. Arkansas (2007)  
**80, Tyler Russell to Jameon Lewis at Memphis (2011)**

### RUSHING PLAYS

98, Stanley Howell vs. Southern Miss (10-27-79)  
 97, Blondy Black vs. Duquesne (11-14-42)  
 90, Ode Burrell vs. Tulane (10-12-62)  
 90, Fred Collins vs. Ole Miss (11-24-79)  
 87, John Bond vs. Auburn (10-23-82)  
 87, Kenny Roberts vs. Vanderbilt (9-2-89)  
 85, Blondy Black vs. San Francisco (12-6-41)  
 85, Walter Packer vs. LSU (11-15-75)  
 84, Don Smith vs. Southern Miss (10-6-84)  
 83, James Johnson vs. Alabama (11-15-97)

## KICKOFF RETURNS

**100, Jameon Lewis vs. Ole Miss (11-24-2012)**  
 100, Glen Young vs. LSU (11-15-1980)  
 100, Fred Reid vs. Memphis (10-11-2003)  
 99, Carl Sikes vs. LSU (11-25-1933)  
 98, Dennis Cross vs. Howard (10-3-1936)  
 97, Leon Berry vs. Alcorn State (10-2-2010)  
 96, Jerry Bouldin vs. Southern Miss (9-9-1989)  
 95, Morley Jennings vs. Howard (11-18-1910)  
 95, Frank Smith vs. Howard (11-18-1910)  
 95, Blondy Black vs. Ole Miss (11-28-1942)  
 95, Marcus Rhoden vs. Southern Miss (10-8-1966)  
 94, Kevin Prentiss vs. Kentucky (9-6-1997)  
 93, Tom McWilliams vs. Auburn (11-11-1944)

## PUNT RETURNS

90, Ken Phares vs. Lamar (10-16-1971)  
 89, Marcus Rhoden vs. Houston (9-18-1965)  
 88, Frank Dowsing vs. Alabama (10-30-1971)  
 87, Glen Young vs. Vanderbilt (9-19-1981)  
 83, Kevin Prentiss vs. Tennessee (12-5-1998)  
 82, Jim Tait vs. Memphis (10-1-1955)  
 82, Chad Bumphis vs. Louisiana Tech (9-24-2011)  
 81, Derek Pegues vs. Jacksonville State (10-14-2006)  
 80, Harvey Johnson vs. Howard (9-23-1939)  
 77, Richard Blackmore vs. Kansas State (10-5-1974)  
 76, Scott Gumina vs. Tulane (9-25-1993)  
 75, Derek Pegues vs. Ole Miss (11-23-2007)  
 74, Pete Polovina vs. Auburn (11-4-1950)

## PUNTS

84, Mike Patrick vs. Alabama (11-2-1974)  
 82, Mike Patrick vs. William & Mary (9-7-1974)  
 79, Jeff Walker vs. Alabama (11-13-1999)  
 78, Tom McWilliams vs. Arkansas A&M (10-14-1944)  
 78, Billy Murphy vs. Auburn (11-9-1946)  
 77, Bill Schoenrock vs. Tennessee (10-3-1959)  
 74, Sonny Bruce vs. Tulane (10-29-1938)  
 73, Mike Riley vs. Auburn (10-26-1991)  
 73, Blake McAdams vs. Auburn (9-15-2007)  
 72, Tom McWilliams vs. Duquesne (10-18-1947)  
 72, Andy Russ vs. Kentucky (11-9-1996)  
 72, Blake McAdams vs. Kentucky (11-01-2008)

## FIELD GOALS

54, Artie Cosby vs. Memphis (10-5-1985)  
 53, Kinney Jordan vs. Florida (9-27-1975)  
 53, Kinney Jordan vs. Louisville (9-18-1976)  
 53, Brian Hazelwood vs. Memphis (8-30-1997)  
 53, Brent Smith vs. Tennessee (11-16-2002)  
 52, Brian Hazelwood vs. Vanderbilt (9-5-1998)  
 52, Brent Smith vs. LSU (9-28-2002)  
 51, Dana Moore vs. Memphis (9-5-1981)  
 51, Dana Moore vs. Auburn (10-23-1982)  
 51, Artie Cosby vs. LSU (11-12-1983)  
 51, Artie Cosby vs. Ole Miss (11-19-1983)  
 51, Brian Hazelwood vs. Georgia (10-5-1996)  
 51, Brian Hazelwood vs. Memphis (8-30-1997)  
 51, Scott Westerfield vs. Middle Tennessee State (9-4-1999)

GENERAL INFO

2013 BULLDOGS

COACHES

2012 SEASON  
RECAP

FOOTBALL  
HISTORY

TEAM RECORDS

INDIVIDUAL  
RECORDS

STADIUM  
RECORDS

BOWLS



# ATTENDANCE RECORDS

GENERAL INFO

2013 BULLDOGS

COACHES

2012 SEASON RECAP

FOOTBALL HISTORY

TEAM RECORDS

INDIVIDUAL RECORDS

STADIUM RECORDS

BOWLS

## TOP 20 HOME CROWDS

1.	11-14-09	Alabama	3-31	L	58,103
2.	11-12-11	Alabama	7-24	L	57,871
3.	10-13-12	Tennessee	W	41-31	57,831
4.	10-24-09	Florida	19-29	L	57,178
5.	9-15-11	LSU	6-19	L	56,924
6.	9-25-10	Georgia	W	24-12	56,721
7.	10-23-10	UAB	W	29-24	56,423
8.	11-20-10	Arkansas	31-38	L	56,406
9.	11-10-07	Alabama	W	41-27	55,365
10.	9-8-12	Auburn	W	28-10	56,111
11.	9-4-10	Memphis	W	49-7	56,032
12.	10-15-11	South Carolina	12-14	L	55,418
13.	11-28-09	Ole Miss	W	41-27	55,365
14.	11-26-11	Ole Miss	W	31-3	55,270
15.	11-3-12	Texas A&M	13-38	L	55,240
16.	9-22-12	South Alabama	W	30-10	55,186
17.	9-24-11	Louisiana Tech	W	26-20(OT)	55,116
18.	10-20-12	Middle Tennessee	W	45-3	55,108
19.	11-5-11	UT Martin	W	55-17	55,096
20.	9-1-12	Jackson State	W	56-9	55,082

## YEARLY HOME ATTENDANCE

YEAR	GMS	ATT.	AVG.	RECORD
2012	7	389,396	55,628	6-1
2011	6	335,695	55,949	3-3
2010	7	384,995	54,999	5-2
2009	7	376,544	53,792	2-5
2008	6	260,716	43,453	4-2
2007	6	295,775	49,296	4-2
2006	7	290,688	41,527	1-6
2005	6	286,127	47,688	2-4
2004	6	306,545	43,792	3-4
2003	6	286,000	47,667	2-4
2002	6	289,748	48,291	2-4
2001	7	296,456	42,351	3-4
2000	5	214,790	42,958	4-1
1999	7	264,749	37,821	7-0
1998	5	186,925	37,385	5-0
1997	7	234,259	33,466	5-2
1996	6	207,360	34,560	2-4
1995	6	201,507	33,584	2-4
1994	6	219,088	36,515	4-2
1993	6	206,721	34,454	2-3-1
1992	5	197,099	39,420	4-1
1991	6	212,519	35,420	5-1
1990	5	172,827	34,565	2-3
1989	4	119,080	29,770	4-0
1988	4	135,218	33,805	1-3
1987	5	141,011	28,202	3-2
1986	4	157,565	39,391	2-2
1985	5	145,974	29,195	4-1
1984	4	119,913	29,978	2-2
1983	4	116,845	29,211	1-3
1982	4	127,665	31,916	2-2
1981	2	65,270	32,635	2-0
1980	2	68,924	34,462	1-1
1979	2	61,000	30,500	1-1
1978	2	69,100	34,550	1-1
1977	2	67,000	33,500	1-1
1976	3	89,000	29,667	3-0
1975	2	60,000	30,000	2-0
1974	2	66,000	33,000	2-0
1973	3	83,667	27,889	1-0-2
1972	3	76,000	25,333	3-0
1971	3	82,000	27,333	1-2
1970	2	61,000	30,500	1-1
TOTALS	203	8,028,761	39,551	117-84-3

## SEASON ATTENDANCE RECORDS

# GAMES	ATTENDANCE/YEAR	AVG.
2 GAMES	69,100 IN 1978	34,550
3 GAMES	89,000 IN 1976	29,667
4 GAMES	157,565 IN 1986	39,391
5 GAMES	214,790 IN 2000	42,958
6 GAMES	335,695 IN 2011	55,949
7 GAMES	389,396 IN 2012	55,628

## SCOTT FIELD RECORD - 232-131-13(.634)

(includes five games forfeited by the NCAA from 1975-77)

## SCOTT FIELD YEARLY ATTENDANCE (RANKED BY TOTAL ATTENDANCE)

	YEAR	AVG.	GMS	TOTAL
1.	2012	55,628	7	389,396
2.	2010	54,999	7	384,995
3.	2009	53,792	7	376,544
4.	2011	55,695	6	335,695
5.	2004	43,792	7	306,545
6.	2001	42,351	7	296,456
7.	2007	49,296	6	295,775
8.	2006	41,527	7	290,688
9.	2002	48,291	6	289,748
10.	2005	47,688	6	286,127

## SCOTT FIELD YEARLY ATTENDANCE (RANKED BY AVERAGE ATTENDANCE)

	YEAR	TOTAL	GMS	AVG.
1.	2011	335,695	6	55,949
2.	2012	389,396	7	55,628
3.	2010	384,995	7	54,999
4.	2009	376,544	7	53,792
5.	2007	295,775	6	49,296
6.	2002	289,748	6	48,291
7.	2005	286,127	6	47,688
8.	2003	286,000	6	47,667
9.	2004	306,545	7	43,792
10.	2008	260,716	6	43,453

## LARGEST ATTENDED MSU GAMES

RNK.	DATE	OPPONENT	SCORE	ATT.
1.	11-15-03	at Tennessee	21-59	L 104,223
2.	11-13-10	at Alabama	10-30	L 101,821
	10-27-12	at Alabama	7-38	L 101,821
4.	10-18-08	at Tennessee	3-34	L 98,239
5.	9-21-91	at Tennessee	24-26	L 95,974

## BEST RECORDS AT SCOTT FIELD

	YEAR	RECORD
1.	1999	7-0
2.	1998	5-0
	1910	5-0
4.	6 OCCASIONS	4-0

## MOST WINS AT SCOTT FIELD

	YEAR	WINS (RECORD)
1.	1999	7 (7-0)
2.	2012	6 (6-1)
3.	1998	5 (5-0)
	1910	5 (5-0)
	1991	5 (5-1)
	1997	5 (5-2)
	2010	5 (5-2)

## WINNING STREAKS AT SCOTT FIELD

W	Time Period	Ended Against
1.	20- 9/23/39 - 11/22/47	Ole Miss (L, 14-33)
2.	17- 10/2/1907 - 11/3/1911	Tulane (L, 4-5)
3.	16- 9/5/98 - 11/10/00	Arkansas (L, 10-17 [OT])
4.	12- 10/26/34 - 11/12/37	Duquesne (L, 0-9)
5.	10- 11/28/18 - 10/8/21	LSU (L, 14-17)

## TOTAL ATTENDANCE RANKS

### 11-GAME SCHEDULE

619,230	.....2001
585,448	.....2005
569,457	.....1989
568,396	.....1983
563,695	.....2004
539,606	.....1995
533,048	.....1994
531,908	.....1987
524,459	.....1993
512,333	.....1985
512,018	.....1979

### 12-GAME SCHEDULE

689,449	.....2002
672,660	.....2008
661,294	.....2006
659,379	.....1991
655,930	.....2003
641,122	.....2009
627,658	.....2000
594,887	.....1999
592,594	.....1992
574,504	.....1981
533,048	.....1994

### 13-GAME SCHEDULE

828,888	.....2010
747,093	.....2011
723,564	.....2012
663,312	.....1998
617,058	.....2007

## MISSISSIPPI VETERANS MEMORIAL STADIUM TOP MSU CROWDS

Rnk.	Date	Opponent	Score	Att.
1.	11-7-81	Southern Miss	6-7	L 64,112
2.	11-22-80	Ole Miss	W 19-14	62,520
3.	10-30-82	Alabama	12-20	L 62,110
4.	11-20-82	Ole Miss	W 27-10	61,286
5.	11-21-81	Ole Miss	17-21	L 61,153
6.	11-19-83	Ole Miss	23-24	L 59,758
7.	10-8-83	Southern Miss	6-31	L 58,311
8.	11-24-90	Ole Miss	9-21	L 56,652
9.	9-21-85	Southern Miss	W 23-20	54,300
10.	10-9-82	Southern Miss	14-20	L 54,236

## BEST ROAD WIN-LOSS RECORDS

	YEAR	RECORD
1.	1940	5-0
2.	1986	4-0

## MOST ROAD WINS

	YEAR	WINS (RECORD)
1.	1940	5 (5-0)
	1935	5 (5-3)
3.	1986	4 (4-0)
	1994	4 (4-1)
	1980	4 (4-1)
	1953	4 (4-1-1)
	1941	4 (4-1-1)
8.	10 times (Last: 2010)	3 (3-2)

## MISSISSIPPI STATE UNIVERSITY ALL-TIME BOWL RESULTS (16 GAMES) RECORD: 9-7

Date	Bowl	Opponent	Site	Stadium	Attendance	W-L	Score
1/1/37	Orange	Duquesne	Miami, Fla.	Orange Bowl	9,210	L	12-13
1/1/41	Orange	Georgetown	Miami, Fla.	Orange Bowl	29,554	W	14-7
12/21/63	Liberty	NC State	Philadelphia, Pa.	Philadelphia Stadium	8,309	W	16-12
12/28/74	Sun	North Carolina	El Paso, Texas	Sun Bowl	26,035	W	26-24
12/27/80	Sun	Nebraska	El Paso, Texas	Sun Bowl	34,723	L	17-31
12/31/81	Hall of Fame	Kansas	Birmingham, Ala.	Legion Field	41,672	W	10-0
12/29/91	Liberty	Air Force	Memphis, Tenn.	Liberty Bowl	61,497	L	15-38
1/1/93	Peach	North Carolina	Atlanta, Ga.	The Georgia Dome	69,125	L	17-21
1/2/95	Peach	NC State	Atlanta, Ga.	The Georgia Dome	64,902	L	24-28
1/1/99	Cotton	Texas	Dallas, Texas	Cotton Bowl	72,611	L	11-38
12/30/99	Peach	Clemson	Atlanta, Ga.	The Georgia Dome	73,315	W	17-7
12/31/00	Independence	Texas A&M	Shreveport, La.	Independence Stadium	36,974	W	43-41[OT]
12/29/07	Liberty	UCF	Memphis, Tenn.	Liberty Bowl	63,816	W	10-3
1/1/11	Gator	Michigan	Jacksonville, Fla.	EverBank Field	68,352	W	52-14
12/30/11	Music City	Wake Forest	Nashville, Tenn.	LP Field	55,208	W	23-17
1/1/13	Gator	Northwestern	Jacksonville, Fla.	EverBank Field	48,612	L	20-34

### COACHES IN MSU BOWL GAMES

Date	Bowl	Opponent	MSU Coach	Opposing Coach
1/1/37	Orange	Duquesne	Ralph Sasse	John Smith
1/1/41	Orange	Georgetown	Allyn McKeen	Jack Hagerty
12/21/63	Liberty	North Carolina State	Paul Davis	Earle Edwards
12/28/74	Sun	North Carolina	Bob Tyler	Bill Dooley
12/27/80	Sun	Nebraska	Emory Bellard	Tom Osborne
12/31/81	Hall of Fame	Kansas	Emory Bellard	Don Fambrrough
12/29/91	Liberty	Air Force	Jackie Sherrill	Fisher DeBerry
1/1/93	Peach	North Carolina	Jackie Sherrill	Mac Brown
1/2/95	Peach	North Carolina State	Jackie Sherrill	Mike O'Cain
1/1/99	Cotton	Texas	Jackie Sherrill	Mac Brown
12/30/99	Peach	Clemson	Jackie Sherrill	Tommy Bowden
12/31/00	Independence	Texas A&M	Jackie Sherrill	R.C. Slocum
12/29/07	Liberty	UCF	Sylvester Croom	George O'Leary
1/1/11	Gator	Michigan	Dan Mullen	Rich Rodriguez
12/30/11	Music City	Wake Forest	Dan Mullen	Jim Grobe
1/1/13	Gator	Northwestern	Dan Mullen	Pat Fitzgerald

### BEST BOWL-GAME WINNING PERCENTAGE BY MSU COACH

Coach	W-L	Pct.
Sylvester Croom	1-0	1.000
Paul Davis	1-0	1.000
Allyn McKeen	1-0	1.000
Bob Tyler	1-0	1.000
<b>Dan Mullen</b>	<b>2-1</b>	<b>.667</b>
Emory Bellard	1-1	.500
Jackie Sherrill	2-4	.333
Ralph Sasse	0-1	.000

### MOST BOWL WINS BY MSU COACH

Coach	W-L	Pct.
<b>Dan Mullen</b>	<b>2-1</b>	<b>.667</b>
Jackie Sherrill	2-4	.333
Sylvester Croom	1-0	1.000
Paul Davis	1-0	1.000
Allyn McKeen	1-0	1.000
Bob Tyler	1-0	1.000
Emory Bellard	1-1	.500
Ralph Sasse	0-1	.000

### MSU BOWL GAME MOST VALUABLE PLAYERS

#### 1963 LIBERTY BOWL

Ode Burrell

#### 1974 SUN BOWL

Terry Vitrano

Jimmy Webb - Outstanding Lineman

#### 1981 HALL OF FAME BOWL

John Bond

John Bond (MSU Offense)

Johnie Cooks (MSU Defense)

#### 1991 MSU LIBERTY BOWL

Kenny Roberts (MSU Offense)

Keo Coleman (MSU Defense)

#### 1993 PEACH BOWL

Greg Plump (MSU Offense)

Marc Woodard (MSU Defense)

#### 1995 PEACH BOWL

Tim Rogers (MSU Offense)

Larry Williams (MSU Defense)

#### 1999 PEACH BOWL

Wayne Madkin - Offensive

#### 2000 INDEPENDENCE BOWL

Willie Blade - Defensive

#### 2007 LIBERTY BOWL

Derek Pegues

#### 2011 GATOR BOWL

Chris Relf

#### 2011 MUSIC CITY BOWL

Vick Ballard



# BOWL RECORDS

GENERAL INFO

## TEAM RECORDS

### PASSING

#### MOST COMPLETIONS

**MSU:** 25 vs. North Carolina (1993 Peach)  
18 vs. Michigan (2011 Gator)  
17 vs. Clemson (1999 Peach)  
**Opponent:** 27 by Michigan (2011 Gator)  
26 by Wake Forest (2011 Music City)

#### FEWEST COMPLETIONS

**MSU:** 3 vs. North Carolina (1974 Sun)  
3 vs. NC State (1963 Liberty)  
**Opponent:** 1 by Air Force (1991 Liberty)  
5 by North Carolina (1974 Sun)  
5 by NC State (1963 Liberty)  
5 by Duquesne (1937 Orange)

#### MOST ATTEMPTS

**MSU:** 45 vs. North Carolina (1993 Peach)  
40 vs. Texas (1999 Cotton)  
**Opponent:** 56 by Clemson (1999 Peach)  
48 by Wake Forest (2011 Music City)

#### FEWEST ATTEMPTS

**MSU:** 6 vs. NC State (1963 Liberty)  
8 vs. North Carolina (1974 Sun)  
**Opponent:** 2 by Air Force (1991 Liberty)  
11 by Texas A&M (2000 Independence)

#### MOST YARDS

**MSU:** 296 vs. North Carolina (1993 Peach)  
281 vs. Michigan (2011 Gator)  
**Opponent:** 306 by Clemson (1999 Peach)  
254 by Michigan (2011 Gator)

#### FEWEST YARDS

**MSU:** 28 vs. NC State (1963 Liberty)  
44 vs. North Carolina (1974 Sun)  
**Opponent:** 10 by Air Force (1991 Liberty)  
58 by NC State (1963 Liberty)

#### MOST INTERCEPTIONS THROWN

**MSU:** 4 vs. Northwestern (2013 Gator)  
2 vs. North Carolina (1993 Peach)  
2 vs. Nebraska (1980 Sun)  
2 vs. Wake Forest (2011 Music City)  
**Opponent:** 5 by Clemson (1999 Peach)  
4 by Duquesne (1937 Orange)

### PUNTING

#### MOST PUNTS

**MSU:** 11 vs. UCF (2007 Liberty)  
11 vs. Georgetown (1941 Orange)  
**Opponent:** 9 by Kansas (1981 Hall of Fame)  
9 by Duquesne (1937 Orange)

#### HIGHEST PUNTING AVERAGE

**MSU:** 53.0 vs. NC State (1995 Peach)  
**Opponent:** 48.0 by NC State (1995 Peach)

### RETURNS

#### MOST PUNT RETURNS

**MSU:** 5 vs. Texas A&M (2000 Independence)  
5 vs. Wake Forest (2011 Music City)  
**Opponent:** 8 by Wake Forest (2011 Music City)

#### MOST PUNT RETURN YARDS

**MSU:** 101 vs. NC State (1995 Peach)  
**Opponent:** 54 by UCF (2007 Liberty)

2013 BULLDOGS

COACHES

2012 SEASON  
RECAP

FOOTBALL  
HISTORY

TEAM RECORDS

INDIVIDUAL  
RECORDS

STADIUM  
RECORDS

BOWLS

### MOST KICKOFF RETURNS

**MSU:** 5 vs. Northwestern (2013 Gator)  
5 vs. Texas A&M (2000 Independence)  
5 vs. Texas (1999 Cotton)  
5 vs. North Carolina (1974 Sun)  
**Opponent:** 8 by Michigan (2011 Gator)  
5 by three teams

### MOST KICKOFF RETURN YARDS

**MSU:** 129 vs. Texas (1999 Cotton)  
128 vs. Texas A&M (2000 Independence)  
**Opponent:** 191 by Michigan (2011 Gator)

### RUSHING

#### MOST ATTEMPTS

**MSU:** 68 vs. North Carolina (1974 Sun)  
58 vs. Michigan (2011 Gator)

**Opponent:** 69 by Air Force (1991 Liberty)

54 by Nebraska (1980 Sun)

54 by North Carolina (1974 Sun)

#### FEWEST ATTEMPTS

**MSU:** 32 vs. Texas (1999 Cotton)  
33 vs. Northwestern (2013 Gator)  
33 vs. Clemson (1999 Peach)  
**Opponent:** 25 by Michigan (2011 Gator)  
34 by Clemson (1999 Peach)  
36 by North Carolina (1993 Peach)

#### MOST YARDS

**MSU:** 455 vs. North Carolina (1974 Sun)  
275 vs. NC State (1963 Liberty)  
**Opponent:** 318 by Air Force (1991 Liberty)  
277 by North Carolina (1974 Sun)

#### FEWEST YARDS

**MSU:** 87 vs. Texas (1999 Cotton)  
93 vs. Nebraska (1980 Sun)  
**Opponent:** 35 by Kansas (1981 Hall of Fame)  
63 by Wake Forest (2011 Music City)

### SCORING

#### MOST POINTS SCORED

**MSU:** 52 vs. Michigan (2011 Gator)  
43 vs. Texas A&M (2000 Independence)  
**Opponent:** 41 by Texas A&M (2000 Independence)  
38 by Texas (1999 Cotton)  
38 by Air Force (1991 Liberty)

#### LARGEST MARGIN OF VICTORY

**MSU:** 38 pts (52-14) vs. Michigan (2011 Gator)  
10 pts (17-7) vs. Clemson (1999 Peach)  
10 pts (10-0) vs. Kansas (1981 Hall of Fame)  
**Opponent:** 27 pts (38-11) by Texas (1999 Cotton)  
23 pts (38-15) by Air Force (1991 Liberty)

#### MOST FIELD GOALS ATTEMPTED

**MSU:** 6 vs. NC State (1995 Peach)  
**Opponent:** 3 by UCF (2007 Liberty)

#### MOST FIELD GOALS MADE

**MSU:** 5 vs. NC State (1995 Peach)  
**Opponent:** 2 by Northwestern (2013 Gator)  
2 by NC State (1995 Peach)

### TOTAL OFFENSE

#### MOST YARDS

**MSU:** 499 vs. North Carolina (1974 Sun)  
485 vs. Michigan (2011 Gator)  
450 vs. North Carolina (1993 Peach)  
**Opponent:** 463 by Texas (1999 Cotton)  
402 by North Carolina (1974 Sun)

### FEWEST YARDS

**MSU:** 158 vs. Georgetown (1941 Orange)  
195 vs. Nebraska (1980 Sun)  
**Opponent:** 206 by Kansas (1981 Hall of Fame)  
219 by UCF (2007 Liberty)

### MOST PLAYS

**MSU:** 86 vs. North Carolina (1993 Peach)  
81 vs. Michigan (2011 Gator)  
**Opponent:** 90 by Clemson (1999 Peach)  
86 by Wake Forest (2011 Music City)

### FEWEST PLAYS

**MSU:** 56 vs. NC State (1963 Liberty)  
59 vs. Texas A&M (2000 Independence)  
59 vs. Wake Forest (2011 Music City)  
**Opponent:** 53 by North Carolina (1993 Peach)  
58 by Texas A&M (2000 Independence)

### MISCELLANEOUS TEAM RECORDS

#### MOST FIRST DOWNS

**MSU:** 26 vs. Michigan (2011 Gator)  
25 vs. North Carolina (1974 Sun)  
24 vs. North Carolina (1993 Peach)  
**Opponent:** 27 by Texas (1999 Cotton)  
24 by Clemson (1999 Peach)

#### FEWEST FIRST DOWNS

**MSU:** 8 vs. Georgetown (1941 Orange)  
12 vs. Kansas (1981 Hall of Fame)  
12 vs. Duquesne (1937 Orange)  
**Opponent:** 13 by North Carolina (1993 Peach)  
14 by Texas A&M (2000 Independence)  
14 by Kansas (1981 Hall of Fame)  
14 by Georgetown (1941 Orange)  
14 by Duquesne (1937 Orange)

#### MOST PENALTIES

**MSU:** 21 vs. Clemson (1999 Peach)  
11 vs. NC State (1963 Liberty)  
**Opponent:** 8 by Clemson (1999 Peach)  
7 by Kansas (1981 Hall of Fame)

#### MOST PENALTY YARDS

**MSU:** 188 vs. Clemson (1999 Peach)  
122 vs. NC State (1963 Liberty)  
**Opponent:** 90 by Georgetown (1941 Orange)  
82 by Clemson (1999 Peach)  
82 by Kansas (1981 Hall of Fame)

#### FEWEST PENALTIES

**MSU:** 1 vs. Duquesne (1937 Orange)  
4 vs. Nebraska (1980 Sun)  
**Opponent:** 1 by Duquesne (1937 Orange)  
2 by NC State (1995 Peach)  
2 by North Carolina (1974 Sun)

#### FEWEST PENALTY YARDS

**MSU:** 5 vs. Duquesne (1937 Orange)  
23 vs. Michigan (2011 Gator)  
**Opponent:** 5 by Duquesne (1937 Orange)  
15 by NC State (1995 Peach)

#### MOST FUMBLES

**MSU:** 5 vs. Kansas (1981 Hall of Fame)  
5 vs. Nebraska (1980 Sun)  
**Opponent:** 3 by North Carolina (1974 Sun)  
2 by three teams

#### MOST FUMBLES LOST

**MSU:** 4 vs. Nebraska (1980 Sun)  
2 vs. Air Force (1991 Liberty)  
2 vs. Wake Forest (2011 Music City)  
**Opponent:** 2 by NC State (1963 Liberty)  
1 by six teams

## INDIVIDUAL RECORDS

## PASSING

**MOST COMPLETIONS**

24 by Greg Plump vs. North Carolina (1993 Peach)  
 18 by Chris Relf vs. Michigan (2011 Gator)  
 17 by Wayne Madkin vs. Clemson (1999 Peach)  
 13 by Derrick Taite vs. NC State (1995 Peach)  
**12 by Tyler Russell vs. Northwestern (2013 Gator)**  
 12 by Chris Relf vs. Wake Forest (2011 Music City)  
 12 by Matt Wyatt vs. Texas (1999 Cotton)  
 9 by Wayne Madkin vs. Texas A&M (2000 Independence)

**MOST ATTEMPTS**

40 by Greg Plump vs. North Carolina (1993 Peach)  
 38 by Wayne Madkin vs. Clemson (1999 Peach)  
**28 by Tyler Russell vs. Northwestern (2013 Gator)**  
 28 by Derrick Taite vs. NC State (1995 Peach)  
 24 by Matt Wyatt vs. Texas (1999 Cotton)  
 23 by Chris Relf vs. Michigan (2011 Gator)  
 20 by "PeeWee" Armstrong vs. Duquesne (1937 Orange)

**MOST YARDS**

287 by Greg Plump vs. North Carolina (1993 Peach)  
 281 by Chris Relf vs. Michigan (2011 Gator)  
 176 by Wayne Madkin vs. Clemson (1999 Peach)  
 156 by Matt Wyatt vs. Texas (1999 Cotton)  
 141 by Derrick Taite vs. NC State (1995 Peach)  
 129 by Chris Relf vs. Wake Forest (2011 Music City)  
 112 by Chuck Armstrong vs. Duquesne (1937 Orange)

**MOST TOUCHDOWN PASSES**

3 by Chris Relf vs. Michigan (2011 Gator)  
**2 by Tyler Russell vs. Northwestern (2013 Gator)**  
 2 by Wayne Madkin vs. Texas A&M (2000 Independence)

**MOST INTERCEPTIONS THROWN**

**4 by Tyler Russell vs. Northwestern (2013 Gator)**  
 2 by Greg Plump vs. North Carolina (1993 Peach)  
 2 by John Bond vs. Nebraska (1980 Sun)  
 2 by Chris Relf vs. Wake Forest (2011 Music City)

## PUNTING

**MOST PUNTS**

11 by Blake McAdams vs. UCF (2007 Liberty)  
 11 by Sonny Bruce vs. Georgetown (1941 Orange)

**HIGHEST PUNTING AVERAGE**

53.0 by Andy Russ vs. N.C. State (1995 Peach)—3 punts  
 50.0 by Dana Moore vs. Nebraska (1980 Sun)—5 punts

**BLOCKED PUNTS**

Andre Bennett vs. NC State (1995 Peach)  
 Hunter Corhern vs. Georgetown (1941 Orange)

## RECEIVING

**MOST RECEPTIONS**

8 by Willie Harris vs. North Carolina (1993 Peach)  
 5 by Kenny Roberts vs. North Carolina (1993 Peach)  
 5 by Chris Smith vs. Wake Forest (2011 Music City)  
 4 by Dizenzo Miller vs. Texas A&M (2000 Independence)  
 4 by Lahitia Grant vs. Texas (1999 Cotton)  
 4 by Kevin Cooper vs. Texas (1999 Cotton)  
 4 by Kenny Roberts vs. Air Force (1991 Liberty)  
 4 by Mardye McDole vs. Nebraska (1980 Sun)  
 4 by Chris Smith vs. Michigan (2011 Gator)

**MOST YARDS**

127 by Willie Harris vs. North Carolina (1993 Peach)  
**79 by LaDarius Perkins vs. Michigan (2011 Gator)**  
 79 by Mardye McDole vs. Nebraska (1980 Sun)  
 65 by Michael Carr vs. Michigan (2011 Gator)  
 62 by Lahitia Grant vs. Texas (1999 Cotton)  
 62 by Keffer McGee vs. NC State (1995 Peach)  
 49 by Kenny Roberts vs. UNC (1993 Peach)  
 47 by Chris Smith vs. Wake Forest (2011 Music City)  
 39 by Chris Jones vs. NC State (1995 Peach)  
 39 by Fred McCrary vs. NC State (1995 Peach)

**MOST TOUCHDOWN RECEPTIONS**

1 by Arceto Clark vs. Northwestern (2013 Gator)  
**1 by Malcolm Johnson vs. Northwestern (2013 Gator)**  
 1 by Michael Carr vs. Michigan (2011 Gator)  
 1 by Arceto Clark vs. Michigan (2011 Gator)  
 1 by Arceto Clark vs. Wake Forest (2011 Music City)  
 1 by Ricco Sanders vs. Michigan (2011 Gator)  
 1 by Donald Lee vs. Texas A&M (2000 Independence)  
 1 by Dizenzo Miller vs. Texas A&M (2000 Independence)  
 1 by Dontae Walker vs. Clemson (1999 Peach)  
 1 by Lahitia Grant vs. Texas (1999 Cotton)  
 1 by Olanda Truitt vs. North Carolina (1993 Peach)  
 1 by Trenell Edwards vs. Air Force (1991 Liberty)  
 1 by Michael Haddix vs. Nebraska (1980 Sun)  
 1 by Fred Walters vs. Duquesne (1937 Orange)

## RUSHING

**MOST ATTEMPTS**

24 by Anthony Dixon vs. UCF (2007 Liberty)  
 24 by Walter Packer vs. North Carolina (1974 Sun)  
 23 by Donald Ray King vs. Nebraska (1980 Sun)  
 22 by James Johnson vs. Texas (1999 Cotton)  
 20 by Vick Ballard vs. Michigan (2011 Gator)  
 20 by Terry Vitrano vs. North Carolina (1974 Sun)  
**19 by LaDarius Perkins vs. Northwestern (2013 Gator)**  
 17 by John Bond vs. Kansas (1981 Hall of Fame)

**MOST YARDS**

183 by Walter Packer vs. North Carolina (1974 Sun)  
 180 by Vick Ballard vs. Wake Forest (2011 Music City)  
 164 by Terry Vitrano vs. North Carolina (1974 Sun)  
 143 by Dontae Walker vs. Texas A&M (2000 Independence)  
 112 by James Johnson vs. Texas (1999 Cotton)  
 96 by Donald Ray King vs. Nebraska (1980 Sun)

**MOST RUSHING TOUCHDOWNS**

3 by Vick Ballard vs. Michigan (2011 Gator)  
 3 by Dontae Walker vs. Texas A&M (2000 Independence)  
 2 by Vick Ballard vs. Wake Forest (2011 Music City)  
 2 by Walter Packer vs. North Carolina (1974 Sun)

## SCORING

**MOST POINTS SCORED**

18 by Vick Ballard vs. Michigan (2011 Gator)  
 18 by Dontae Walker vs. Texas A&M (2000 Independence)  
 16 by Tim Rogers vs. NC State (1995 Peach)  
 12 by Vick Ballard vs. Wake Forest (2011 Music City)  
 12 by Walter Packer vs. North Carolina (1974 Sun)  
**8 by Devon Bell vs. Northwestern (2013 Gator)**  
 8 by Vic Nickels vs. North Carolina (1974 Sun)

**MOST FIELD GOALS ATTEMPTED**

6 by Tim Rogers vs. NC State (1995 Peach)  
 3 by Dana Moore vs. Kansas (1981 Hall of Fame)  
**2 by Devon Bell vs. Northwestern (2013 Gator)**  
 2 by Brian Hazelwood vs. Texas (1999 Cotton)  
 2 by Chris Gardner vs. North Carolina (1993 Peach)  
 2 by Vic Nickels vs. North Carolina (1974 Sun)  
 2 by Justin Canale vs. NC State (1963 Liberty)

**MOST FIELD GOALS MADE**

5 by Tim Rogers vs. NC State (1995 Peach)  
**2 by Devon Bell vs. Northwestern (Gator)**  
 2 by Vic Nickels vs. North Carolina (1974 Sun)

## MISCELLANEOUS

**MOST INTERCEPTIONS**

**2 by Nickoe Whitley vs. Northwestern (2013 Gator)**  
 1 by many players (most recent follow)  
**1 by Denico Autry vs. Northwestern (2013 Gator)**

## MSU LONG PLAYS

**LONGEST RUSH**

72, Vick Ballard vs. Wake Forest (2011 Music City)

**LONGEST PASS**

**81, Chris Relf to LaDarius Perkins vs. Michigan (2011 Gator)**

**LONGEST PUNT**

82, Ike Pickle vs. Duquesne (1937 Orange)

**LONGEST FIELD GOAL**

**47, Devon Bell vs. Northwestern (2013 Gator);** Dana Moore vs. Nebraska (1980 Sun)

**LONGEST PUNT RETURN**

50, Keffer McGee vs. NC State (1995 Peach)

**LONGEST KICKOFF RETURN**

62, Glen Young vs. Nebraska (1980 Sun)

**LONGEST INTERCEPTION RETURN**

40, Derek Pegues vs. UCF (2007 Liberty)

## OPPONENT LONG PLAYS

**LONGEST RUSH**

37, Ricky Williams of Texas (1999 Cotton)

**LONGEST PASS**

72, B. Brumbaugh to E. Hefferle of Duquesne (1937 Orange)

**LONGEST PUNT**

63, Bucky Scribner of Kansas (1981 Hall of Fame)

**LONGEST FIELD GOAL**

47, Kris Stockton of Texas (1999 Cotton Bowl)

**LONGEST PUNT RETURN**

24, Bracey Walker of North Carolina (1993 Peach)

**LONGEST KICKOFF RETURN**

41, Martavious Odoms of Michigan (2011 Gator)

**LONGEST INTERCEPTION RETURN**

44, Cliff Baskerville of North Carolina (1993 Peach)

GENERAL INFO

2013 BULLDOGS

COACHES

2012 SEASON  
RECAPFOOTBALL  
HISTORY


TEAM RECORDS

INDIVIDUAL  
RECORDSSTADIUM  
RECORDS

BOWLS



# 1937 ORANGE BOWL



## Mississippi State 12 Duquesne 13

January 1, 1937 - Orange Bowl - Miami, Florida

A desperation 72-yard touchdown pass from tailback Boyd Brumbaugh to end Ernie Hefferlie spelled an end to Mississippi State's upset hopes as Duquesne edged the Bulldogs 13-12 in the first decade of Orange Bowl history.

With time running out, coach John "Little Clipper" Smith's Dukes went to the air. His team had thrown six straight incompletions before Brumbaugh heaved one after fading back all the way to his own 20-yard line. Hefferlie cradled it in at the State 25 and scored untouched for the game-winner.

"A shouting, shirt-sleeved crowd of 9,210 went wild when Brumbaugh's bull's eye in the final period pulled the Dukes from almost certain defeat," a local newspaper account detailed.

Coach Ralph Sasse's Bulldogs, who ended the year at a hearty 7-3-1 after the postseason clash, scored first on a 10-yard run by back Ike Pickle. Pickle later boomed an 82-yard punt for an Orange Bowl record that still stands.

After Brumbaugh plunged 1 yard and a PAT kick put the Dukes of Pittsburgh, Pa., ahead 7-6, State reversed the advantage again when tailback Pee Wee Armstrong of Meridian lofted a 40-yard touchdown pass to Fred Walters of Laurel to give the Bulldogs a 12-7 lead. That same twosome had combined for a 65-yard scoring pass to give MSU a stunning 13-7 upset at Army during the 1935 season.

Armstrong's scintillating passes had provided State with the impetus to gain the lead. His aerial strikes set up Pickle's touchdown run prior to his throw to Walters to gain Mississippi State the lead.

Brumbaugh later found Hefferlie for the game-winning TD pass in the fourth quarter. The Dukes edged State after two Bulldog conversion tries had failed.

The narrow loss to Duquesne was a microcosm of the '36 season for State. The Maroons lost three games by a total of 20 points.

Mississippi State	6	6	0	0	=	12
Duquesne	0	7	0	6	=	13

MSU — Pickle 10 run (kick failed)

DU — Brumbaugh 1 run (Brumbaugh kick)

MSU — Walters 40 pass from Armstrong (kick failed)

DU — Hefferlie 72 pass from Brumbaugh (kick failed)

	MSU	DU
First Downs	12	14
Rushing Yards	111	199
Passing Yards	159	110
Passes (C-A-I)	8-23-0	5-15-4
Total Offense	270	309
Fumbles-Lost	0-0	0-0
Penalties-Yards	1-5	1-5

GENERAL INFO

2013 BULLDOGS

COACHES

2012 SEASON  
RECAP


FOOTBALL  
HISTORY

TEAM RECORDS

INDIVIDUAL  
RECORDS

STADIUM  
RECORDS

BOWLS



## Mississippi State 14 Georgetown 7

January 1, 1941 - Orange Bowl - Miami, Florida

The Associated Press proclaimed following State's standout season: "Mississippi State reigns as undisputed king of football in the Deep South. State's 13-0 trouncing of Alabama and subsequent acceptance of an Orange Bowl bid eliminated any doubt that the Maroons were gridiron kings of these parts."

Almost a year before the United States of America officially entered World War II, Mississippi State downed the Georgetown Hoyas (who reigned strongly in Eastern football circles in those days) 14-7 in the '41 Orange Bowl to end the year with a 10-0-1 record and a No. 9 ranking nationally.

Coach Allyn McKeen's crew scored in the first quarter when tackle John Tripson covered a blocked Hoya punt in the end zone and Wilbur Dees' extra point gave the Bulldogs a quick 7-0 lead.

State's rugged defense took control in the second quarter after the Bulldogs had jumped ahead 14-0 when tailback Billy Jefferson scored on a 2-yard dive play and Sonny Bruce kicked the PAT.

Georgetown dented Coach McKeen's vaunted defense for the lone Hoyas' TD of the day in the third quarter when Benny Castiglia hit paydirt on a 2-yard run. But MSU managed good ball control behind the running of tailback Harvey Johnson and the defensive work of all-America end Buddy Elrod to secure its first bowl win.

State was led by Starkville native Hunter Corhern, a captain of the team and an outstanding guard. MSU was considered to have the finest line in the South during the '40 season, a group that boasted three all-Southeastern Conference performers, plus the aforementioned Elrod, a consensus all-America.

When asked to compare all his great teams at Mississippi State, head coach Allyn McKeen said, "Some of the school's greatest wins came during the 1939 season, but I have to go with the 1940 team as my best."

<b>Mississippi State</b>	<b>7</b>	<b>7</b>	<b>0</b>	<b>0</b>	<b>= 14</b>
<b>Georgetown</b>	<b>0</b>	<b>0</b>	<b>7</b>	<b>0</b>	<b>= 7</b>

**MSU** — Tripson blocked-punt recovery (Dees kick)

**MSU** — Jefferson 2 run (Bruce kick)

**GU** — Castiglia 2 run (Lio kick)

	<b>MSU</b>	<b>GU</b>
<b>First Downs</b>	8	14
<b>Rushing Yards</b>	106	125
<b>Passing Yards</b>	52	104
<b>Passes (C-A-I)</b>	5-11-0	10-23-3
<b>Total Offense</b>	158	229
<b>Fumbles-Lost</b>	2-0	1-0
<b>Penalty Yards</b>	71	90

**Attendance:** 29,554



# 1963 LIBERTY BOWL



## Mississippi State NC State

16  
12

December 21, 1963 - Philadelphia Stadium - Philadelphia, Pennsylvania

Hot coffee froze on press box ledges between kickoff and halftime, but the action on the field was warm enough to offset eight-degree temperatures and 17 mile-per-hour winds outside as coach Paul Davis' Bulldogs took a 16-12 win over the North Carolina State Wolfpack.

As the Bulldogs capped a 7-2-2 season before their first national television audience (on NBC, with the legendary Lindsey Nelson providing play-by-play) at Philadelphia Stadium, a blocked punt helped provide MSU's margin of victory for the second bowl game in a row.

In the first quarter, MSU end Bill McGuire blocked a Dave Houtz punt at the N.C. State 26, and fellow end Tommy Inman scooped up the loose football and ran it 11 yards for an MSU score. Justin Canale's PAT made it 7-0. Quarterback Sonny Fisher gave the Bulldogs a little more breathing room later in the period as the Laurel, Miss., resident sprinted 3 yards for a second touchdown. Canale's extra-point kick failed, but the future pro football standout later redeemed himself.

He gave MSU a 16-0 second-quarter lead with a 43-yard field goal into the gusty wind.

But North Carolina State made a bit of a comeback bid, aided by 122 yards on 11 penalties assessed against the aggressive Bulldogs. The Wolfpack scored the last two touchdowns of the game, but both two-point conversion attempts failed.

Coach Davis and his team had heaters on the State bench and a Plexiglas canopy to protect them from the frigid air.

"The defense did a good job all day, especially considering the conditions," Davis said. "We had a stronger line."

Mississippi State	13	3	0	0	=	16
NC State	0	6	0	6	=	12

**MSU** — Inman 11 blocked-punt return (Canale kick)

**MSU** — Fisher 3 run (kick failed)

**MSU** — Canale 43 FG

**NCSU** — Rossi 1 run (pass failed)

**NCSU** — Barlow 5 pass from Rossi (pass failed)

	MSU	NCSU
<b>First Downs</b>	16	15
<b>Rushing Yards</b>	53-275	52-176
<b>Passing Yards</b>	28	58
<b>Passes (C-A-I)</b>	3-6-1	5-12-0
<b>Total Offense</b>	303	234
<b>Fumbles-Lost</b>	2-1	2-2
<b>Penalties-Yards</b>	11-122	3-25

**Rushing: (MSU)** Granger 13-94, Fisher 16-81 1TD, Burrell, 10-69, Hodges 8-21, Sparks 4-18, Edwards 2-(-8); **(NCSU)** Rossi 18-67 1TD, Falzarano 12-42, Scarpati 7-22, Kazarsky 7-21, Clark 7-17, Houtz 1-7.

**Passing: (MSU)** Edwards 1-1-18-0; Fisher 2-5-10-1; **(NCSU)** Rossi 5-12-58-0 1TD.

**Receiving: (MSU)** Bland 2-17, Inman 1-11; **(NCSU)** Barlow 3-30 1TD, Clark 1-23, Scarpati 1-5.

**Attendance:** 8,309

GENERAL INFO

2013 BULLDOGS

COACHES

2012 SEASON  
RECAP

FOOTBALL  
HISTORY

TEAM RECORDS

INDIVIDUAL  
RECORDS

STADIUM  
RECORDS

BOWLS



## Mississippi State 26 North Carolina 24

December 28, 1974 - Sun Bowl - El Paso, Texas

Mississippi State's 26-24 Sun Bowl win over North Carolina was one of the truly great contests of the 1974-75 bowl season.

Coach Bob Tyler's Bulldogs, who finished 9-3 and 18th in the nation, set the stage for the game when Most Valuable Offensive Player Terry Vitrano took a handoff from quarterback Rockey Felker and sprinted 55 yards on the game's opening play.

While a rising fog blanketed the field during most of the first half, Vitrano gained big chunks of real estate to end the day with 164 yards on 20 carries, including a game-winning, two-yard touchdown run.

That run capped a 6:29 drive that ate most of the fourth-quarter clock, ending at the 3:41 mark. Three times MSU faced third downs on the drive and State faced a fourth-and-2 at the UNC 25-yard line, where Felker called his own number, clawing for 15 yards. Felker then ran eight more yards to set up Vitrano winning score.

The drive reminded both Tyler and Felker of the Bulldogs' 29-28 win over Memphis State earlier in the year, a game in which State drove 98 yards in the closing two minutes for the win.

All-America defensive tackle Jimmy Webb, named Most Valuable Defensive Player in the game, registered one of his most critical 12 tackles of the day on a fourth-and-short situation at midfield in the fourth quarter to preserve the MSU win.

MSU's all-SEC tailback Walter Packer piled up 183 yards on 24 attempts, scoring on runs of 1 and 16 yards while Vic Nickels kicked field goals of 24 and 32 yards.

Mississippi State's 455 yards of rushing, which still stand as a Sun Bowl record, were just a bit much for the Tar Heels, coached by MSU grad Bill Dooley. "This team was better than we expected in a lot of ways," Tyler said. "I think we're a year ahead. We established unity in our program that usually takes two seasons to establish. I've never been more confident or enthusiastic about the future than I am right now."

<b>Mississippi State</b>	<b>7</b>	<b>3</b>	<b>10</b>	<b>6</b>	<b>=26</b>
<b>North Carolina</b>	<b>7</b>	<b>0</b>	<b>14</b>	<b>3</b>	<b>=24</b>

- MSU** — Packer 1 run (Nickels kick)
- UNC** — Betterson 1 run (Alexander kick)
- MSU** — Nickels 24 FG
- UNC** — Betterson 6 run (Alexander kick)
- MSU** — Packer 16 run (Nickels kick)
- UNC** — Jerome 29 pass from Kupec (Alexander kick)
- MSU** — Nickels 32 FG
- UNC** — Alexander 26 FG
- MSU** — Vitrano 2 run (kick failed)

	<b>MSU</b>	<b>UNC</b>
<b>First Downs</b>	25	22
<b>Rushes-Yards</b>	68-455	54-277
<b>Passing Yards</b>	44	125
<b>Passes (C-A-I)</b>	3-8-0	5-15-1
<b>Total Offense</b>	499	402
<b>Fumbles-Lost</b>	1-1	3-0
<b>Penalties-Yards</b>	5-45	2-30

**RUSHING: (MSU)** Packer 24-183 2TD, Vitrano 20-164 1TD, Felker 14-69, Johnson 7-22, Smith 3-17; **(UNC)** Voight 17-90, Betterson 19-84 2TD, Oliver 9-57, Lamens 4-32, Jerome 4-14, Kupec 1-(-10).

**PASSING: (MSU)** Felker 2-7-33-0; Johnson 1-1-11-0; **(UNC)** Kupec 5-15-125-1 1TD.

**RECEIVING: (MSU)** Lewis 2-27, Barkum 1-17; **(UNC)** Norton 2-61, Jerome 2-42 1TD, Waddell 1-22.

**Attendance:** 26,035



# 1980 SUN BOWL



## Mississippi State Nebraska

17  
31

December 27, 1980 - Sun Bowl - El Paso, Texas

The scene was the same as six years earlier in the Sun Bowl when Mississippi State engaged a team that had as much talent as any football power in the nation.

This bowl trip proved to be less successful, however, as coach Tom Osborne's Huskers prevailed in a 31-17 contest.

Mississippi State had won five consecutive regular-season games to enter the contest with a 9-2 record under coach Emory Ballard, but Nebraska was just a bit too deep and powerful as the Huskers took a 17-0 halftime lead.

State's high-powered offensive attack, which set school records for total offense and rushing offense, later cut the margin to 24-17 behind the option play of freshman quarterback John Bond of Valdosta, Ga. He ran for one touchdown on a 1-yard sneak and hit all-SEC tailback Michael Haddix of Walnut, Miss., for an 11-yard TD pass and MSU's final touchdown.

The day, however, belonged to Nebraska's defense, which held Bond to minus-8 yards rushing on 16 carries, and to seven completions in 19 attempts with two interceptions.

Sophomore kicking specialist Dana Moore from Baton Rouge, La., booted a 47-yard field goal and had a 64-yard punt, enabling him to achieve an MSU-record, 50-yard punting average for the afternoon.

"I am proud of our team and the season we had," Ballard said. "We just flat out gave Nebraska too many opportunities. Our defense played well enough to win. Looking at what we have, we will be back next year."

Mississippi State	0	0	3	14	=	17
Nebraska	7	10	7	7	=	31

UN — Brown 23 run (Seibel kick), 12:30 1st

UN — Seibel 22 FG, 3:23 2nd

UN — Finn 8 pass from Quinn (Seibel kick), 1:57 2nd

MSU — Moore 47 FG, 7:12 3rd

UN — Franklin 2 run (Seibel kick), 2:16 3rd

MSU — Bond 1 run (Morgan kick), 11:44 4th

UN — McCrady 52 pass from Quinn (Seibel kick), 3:21 4th

MSU — Haddix 11 pass from Bond (Morgan kick), 1:00 4th

	MSU	UN
First Downs	15	16
Rushes-Yards	53-93	54-159
Passing Yards	102	159
Passes (C-A-I)	7-19-2	9-19-1
Total Offense	195	318
Fumbles-Lost	5-4	1-1
Penalties-Yards	4-30	4-37

**RUSHING: (MSU)** King 23-96, Haddix 4-14, Wonsley 1-8, McDole 5-7, Collins 1-2, Parenton 2-(-4), Bond 16-(-8), Moore 1-(-21); **(UN)** Franklin 17-67 1TD, Redwine 13-42, Brown 1-23 1TD, Craig 5-13, Steels 2-9, Kotera 2-7, Johnson 3-3, Quinn 11-(-5).

**PASSING: (MSU)** Bond 7-19-102-2 1TD; **(UN)** Quinn 9-19-151-1 2TD.

**RECEIVING: (MSU)** McDole 4-69, Price 1-25, Haddix 1-11 1TD, Doss 1-7; **(UN)** McCrady 2-107 1TD, Brown 2-16, Steels 2-14, Davies 1-9, Finn 1-8 1TD, Kotera 1-5.

**Attendance:** 34,723.

GENERAL INFO

2013 BULLDOGS

COACHES

2012 SEASON  
RECAP

FOOTBALL  
HISTORY

TEAM RECORDS

INDIVIDUAL  
RECORDS

STADIUM  
RECORDS

BOWLS



## Mississippi State 10 Kansas 0

December 31, 1981 - Legion Field - Birmingham, Alabama

With Defensive Most Valuable Player and all-America linebacker Johnie Cooks of Leland, Miss., leading a fierce charge, Mississippi State scored its first bowl shutout win by downing the Kansas Jayhawks of the Big Eight Conference 10-0 to improve its bowl record to 4-2.

It was, indeed, a day for the defense.

The Bulldogs, aided by a steady mist that fell throughout the day, held Kansas to 35 yards rushing on 40 attempts, intercepted a pair of Jayhawk passes, and forced a fumble. State recorded its first shutout since 1979.

Lightning struck early for the Bulldogs as all-SEC defensive back Rob Fesmire of Nashville, Tenn., recovered a Ricky Green fumble on the opening kickoff and the opportunistic Bulldogs scored on the next play. Quarterback John Bond, State's Offensive Most Valuable Player and the game's MVP, sprinted 17 yards around right end on the first play from scrimmage and Bob Morgan's PAT gave the Bulldogs an early 7-0 lead.

Place-kicker Dana Moore iced the game with a 22-yard field goal with just over 11 minutes left in the first half for the final margin of victory. The Bulldogs advanced to 8-4 and moved up to 17th in the final AP national poll.

Moore also set a record, averaging 49.1 yards per punt on nine kicks.

Wingback Danny Knight of Natchez, Miss., contributed a big 37-yard sprint down the left sideline on a third-and-long situation while Cooks, defensive tackles Glen Collins, Earnest Barnes and a number of unsung heroes on the specialty teams gathered together to provide the Bulldogs with the ingredients necessary for a satisfying bowl win.

"The whole defensive unit played extremely well," MSU head coach Emory Ballard said. "We didn't ring the bell quite enough on offense, but we did move the ball down the field a good bit."

**Mississippi State** 7 3 0 0 = 10  
**Kansas** 0 0 0 0 = 0

**MSU** — Bond 17 run (Morgan kick)

**MSU** — Moore 22 FG

	MSU	KU
<b>First Downs</b>	12	14
<b>Rushing Yards</b>	53-236	40-35
<b>Passing Yards</b>	51	171
<b>Passes (C-A-I)</b>	5-16-0	15-31-2
<b>Total Offense</b>	287	206
<b>Fumbles-Lost</b>	5-1	1-1
<b>Penalties-Yards</b>	10-65	7-82

**RUSHING: (MSU)** Knight 10-79, Bond 17-79 1TD, King 14-38, Haddix 7-25, Windham 3-5, Edwards 1-5, Wonsley 1-5; **(KU)** Taylor 20-61, Jones 7-20, Green 1-(-2), Smith 7-(-9), Frederick 5-(-35).

**PASSING: (MSU)** Bond 5-16-51-0; **(KU)** Smith 8-22-61-2; Frederick 7-9-110-0.

**RECEIVING: (MSU)** Haddix 2-16, Price 1-15, Richardson 1-13, Aldredge 1-7; **(KU)** Taylor 7-41, Johnson 3-34, Capers 2-57, Bastin 2-20, Jones 1-19.

**Attendance:** 41,672



# 1991 LIBERTY BOWL



## Mississippi State 15 Air Force 38

December 29, 1991 - Liberty Bowl - Memphis, Tennessee

An all-time Liberty Bowl crowd of 61,497 looked on as the wishbone-attack of the Air Force Academy spoiled Mississippi State's return to the bowl scene with a 38-15 victory over the Bulldogs in the 33rd annual Liberty Bowl post-season contest.

Directed by all-WAC quarterback and Liberty Bowl MVP Rob Perez, the Falcons piled up 318 net yards rushing while attempting only two passes in this ESPN telecast. A potent ground attack earned AFA a 37:34-22:26 edge in possession time.

The Falcons jumped on MSU early as they posted three unanswered touchdowns before the Bulldogs dented the scoreboard just before halftime. AFA scored on a pair of 1-yard plunges by Jason Jones and Perez in the opening stanza. A 35-yard fumble return by Air Force's Shannon Yates at the 6:12 mark of the second quarter stretched the lead to 21-0.

The Bulldogs got on the scoreboard with the final score of the first half, a 4-yard touchdown pass from quarterback Sleepy Robinson to tight end Trenell Edwards.

After the intermission, AFA added a third-quarter, 20-yard field goal by Joe Wood and a 31-yard touchdown gallop by Scott Hufford to build the Falcons' insurmountable lead to 31-7 with 14:19 remaining in the contest.

Making its first bowl appearance in 10 years, MSU scored its final points on a 7-yard run by fullback Michael Davis with 7:23 left on the game clock.

<b>Mississippi State</b>	<b>0</b>	<b>7</b>	<b>0</b>	<b>8</b>	<b>=</b>	<b>15</b>
<b>Air Force</b>	<b>14</b>	<b>7</b>	<b>3</b>	<b>14</b>	<b>=</b>	<b>38</b>

**AFA** — Jones 1 run (Wood kick), 5:07 1st

**AFA** — Perez 1 run (Wood kick), 2:11 1st

**AFA** — Yates 35 fumble return (Wood kick), 6:12 2nd

**MSU** — Edwards 4 pass from Robinson (Gardner kick), 0:35 2nd

**AFA** — Wood 20 FG, 2:31 3rd

**AFA** — Hufford 31 run (Wood kick), 14:19 4th

**MSU** — Davis 7 run (Robinson pass from Jordan), 7:23 4th

**AFA** — Simpson fumble recovery (Wood kick), 6:05 4th

	MSU	AFA
<b>First Downs</b>	18	19
<b>Rushes-Yards</b>	36-163	69-318
<b>Passing Yards</b>	121	10
<b>Passes (C-A-I)</b>	13-24-1	1-2-1
<b>Total Offense</b>	284	328
<b>Fumbles-Lost</b>	3-2	2-0
<b>Penalties-Yards</b>	5-35	4-31
<b>Time of Possession</b>	22:26	37:34

**RUSHING: (MSU)** Roberts 8-62, Robinson 15-41, Williamson 5-28, Davis 2-18 1TD, Jordan 3-7, Prince 2-7, Galloway 1-0; **(AFA)** Perez 26-114 1TD, Jones 21-73 1TD, Gray 1-33, Hufford 1-31 1TD, Banks 5-23, Baker 4-18, Onuoha 5-12, Young 4-11, Parisi 2-3.

**PASSING: (MSU)** Robinson 6-12-49-0 1TD; Jordan 7-12-72-1; **(AFA)** Perez 1-2-10-1.

**RECEIVING: (MSU)** Roberts 4-28, W. Harris 3-37, Edwards 2-25 1TD, Davis 2-19, Prince 1-9, James 1-3; **(AFA)** Wilkie 1-10.

**Attendance:** 61,497

GENERAL INFO

2013 BULLDOGS

COACHES

2012 SEASON  
RECAP

FOOTBALL  
HISTORY

TEAM RECORDS

INDIVIDUAL  
RECORDS

STADIUM  
RECORDS

BOWLS



## Mississippi State 17 North Carolina 21

January 1, 1993 - The Georgia Dome - Atlanta, Georgia

Despite jumping out to a 14-0 first-quarter lead, Mississippi State couldn't hold off a North Carolina squad playing an inspired second half as the Tar Heels posted a 21-17 victory in the first Peach Bowl held inside The Georgia Dome.

The Bulldogs jumped on top early, scoring on their first possession when Greg Plump found Olanda Truitt on a 2-yard touchdown pass. MSU added to that lead when Kenny Roberts raced 22 yards on the final play of the first quarter to give the Bulldogs a 14-0 lead.

State had a chance to put the game away in the second quarter, but a pair of Plump-to-Truitt touchdown passes were called back due to Bulldog holding penalties.

Trailing 14-0 at halftime, North Carolina took the second half kickoff and drove 82 yards to score on Natrone Means' 1-yard plunge. Later in the third period, the Tar Heels' Bracey Walker broke through to block a Todd Jordan punt and raced 24 yards into the end zone to tie the game at 14-14.

North Carolina took the lead for good early in the fourth quarter when UNC's Cliff Baskerville intercepted a Plump pass and returned it 44 yards for the go-ahead touchdown.

After Chris Gardner's 46-yard field goal made the score 21-17, the Bulldogs had their chances to win the game late. MSU drove inside the Tar Heel 30 twice in the game's final three minutes, but an interception and loss on downs, respectively, doomed the Bulldogs' final chances.

<b>Mississippi State</b>	<b>14</b>	<b>0</b>	<b>0</b>	<b>3</b>	<b>=</b>	<b>17</b>
<b>North Carolina</b>	<b>0</b>	<b>0</b>	<b>14</b>	<b>7</b>	<b>=</b>	<b>21</b>

**MSU** — Truitt 2 pass from Plump (Gardner kick), 11:09 1st

**MSU** — Roberts 22 run (Gardner kick), 0:00 1st

**UNC** — Means 1 run (Pignetti kick), 12:39 3rd

**UNC** — Walker 24 blocked-punt return (Pignetti kick), 6:38 3rd

**UNC** — Baskerville 44 interception return (Pignetti kick), 12:36 4th

**MSU** — Gardner 46 FG, 8:42 4th

	<b>MSU</b>	<b>UNC</b>
<b>First Downs</b>	24	13
<b>Rushes-Yards</b>	41-144	36-149
<b>Passing Yards</b>	296	106
<b>Passes (C-A-I)</b>	25-45-2	7-17-2
<b>Total Offense</b>	450	255
<b>Fumbles-Lost</b>	1-0	1-1
<b>Penalties-Yards</b>	9-87	4-36
<b>Time of Possession</b>	34:33	25:27

**RUSHING: (MSU)** Roberts 9-64 1TD, Davis 10-32, T. James 6-24, Prince 5-19, Jordan 1-9, Hudson 1-5, Truitt 1-0, Plump 8-(-9); **(UNC)** Means 21-128 1TD, Faulkerson 4-9, Thomas 9-6, Jordan 1-3, Brooks 1-3.

**PASSING: (MSU)** Plump 24-40-2 287 1TD, Jordan 1-4-0 9, Hudson 0-1-0 0; **(UNC)** Thomas 7-16-2 106, Jerry 0-1-0 0.

**RECEIVING: (MSU)** Wi.Harris 8-127, Roberts 5-49, Truitt 3-31 1TD, Prince 2-23, Clanton 2-21, James 2-0, Ward 1-20, C.Jones 1-16, Knight 1-9; **(UNC)** Brooks 2-60, Jerry 2-20, Means 1-15, Holliday 1-13, Felton 1-(-2).

**Attendance:** 69,125



# 1995 PEACH BOWL



## Mississippi State NC State

24  
28

January 2, 1995 - The Georgia Dome - Atlanta, Georgia

For the second time in three years, Mississippi State earned a berth in the Peach Bowl. And for the second time in three years, the Bulldogs held a third-quarter lead over its counterpart. But again, State could not maintain that advantage, dropping a 28-24 decision to NC State.

Like it had done two years prior, Mississippi State gained an early advantage in this Peach Bowl match-up. Place-kicker Tim Rogers, MSU's Offensive Player of the Game, booted a 37-yard field goal just 2:21 into the contest, and the Bulldogs had a 3-0 advantage. It would be the first of a bowl-record and school-standard tying five field goals for Rogers.

But, as NC State was able to do throughout the game, the Wolfpack erased that early lead. Running back Tremayne Stephens capped an 80-yard drive with a 2-yard touchdown run to give NCSU a 7-3 lead.

Rogers and Steve Videtich traded field goals around the first-quarter break before the Bulldogs mounted a touchdown drive of their own. Senior running back Michael Davis scored from 11 yards out to give MSU a 13-10 edge.

A pair of big plays opened the door for the Bulldogs to take control of the game as the second half began. Forcing the 'Pack to punt on their first series of the second half, Andre Bennett blocked the NC State kick into the end zone for a safety, and MSU had a two-point lead.

On the ensuing free kick, Keffer McGee returned the punt a bowl-record 50 yards, putting the Bulldogs in business at the NCSU 15-yard line. Unable to advance the ball into the end zone, State settled for a Rogers field goal and its lead was just 18-13.

Three plays later, however, Larry Williams, State's Defensive Player of the Game, put his team back in scoring position with a standout defensive play. On a second-and-16 play from the NCSU 30, Williams sacked quarterback Terry Harvey, stripped him of the football, and then recovered the pigskin at the 21.

But once again, the Bulldog attack was not able to capitalize, and Rogers was forced to convert a 36-yard field goal.

Rejuvenated by the disaster averted, NC State struck for a game-tying touchdown and two-point conversion at the close of the third period. Harvey hit Dallas Dickerson from 3 yards out for the score, and then ran for the extra points.

The Wolfpack used a big play of their own, a 62-yard pass play to set up their go-ahead score. Freshman fullback Carlos King bulled in from 11 yards away and State was down 28-21.

Mississippi State	6	7	8	3	=	24
NC State	7	6	8	7	=	28

**MSU** — Rogers 37 FG, 12:29 1st

**NCSU** — Stephens 2 rush (Videtich kick), 9:21 1st

**MSU** — Rogers 21 FG, 2:57 1st

**NCSU** — Videtich 45 FG, 13:21 2nd

**MSU** — Davis 11 run (Rogers kick), 7:29 2nd

**NCSU** — Videtich 36 FG, 0:08 2nd

**MSU** — Safety (blocked punt), 13:27 3rd

**MSU** — Rogers 29 FG, 10:45 3rd

**MSU** — Rogers 36 FG, 8:36 3rd

**NCSU** — Dickerson 3 pass from Harvey (Harvey run), 1:12 3rd

**NCSU** — King 11 run (Videtich kick), 13:06 4th

**MSU** — Rogers 30 FG, 4:47 4th

	MSU	NCSU
<b>First Downs</b>	16	20
<b>Rushes-Yards</b>	35-117	48-172
<b>Passing Yards</b>	185	164
<b>Passes (C-A-I)</b>	14-29-0	14-25-1
<b>Total Offense</b>	302	336
<b>Fumbles-Lost</b>	0-0	2-1
<b>Penalties-Yards</b>	6-53	2-15
<b>Time of Possession</b>	26:49	33:11

**RUSHING: (MSU)** Davis 13-51 1TD, Bouie 12-51, McCrary 3-10, Moulds 2-10, Clark 2-(-1), Taite 3-(-4); **(NCSU)** Stephens 21-105 1TD, King 6-38 1TD, Brown 7-25, Hill 1-4, Fitzgerald 3-3, Bender 2-3, Harvey 7-0, Grissett 1-(-6).

**PASSING: (MSU)** Taite 13-28-0 141, Clark 1-1-0 44; **(NCSU)** Harvey 11-18-0 139 1TD, Bender 3-7-1 25.

**RECEIVING: (MSU)** McCrary 3-39, C. Jones 3-39, Watkins 3-20, McGee 2-62, Bouie 1-11, M. Brown 1-9, Moulds 1-5; **(NCSU)** Dickerson 3-31 1TD, Grissett 2-68, Guffie 2-30, King 2-9, Fitzgerald 2-5, Stephens 1-9, Thomas 1-8, Hill 1-4.

**Attendance:** 64,902

GENERAL INFO

2013 BULLDOGS

COACHES

2012 SEASON  
RECAP

FOOTBALL  
HISTORY

TEAM RECORDS

INDIVIDUAL  
RECORDS

STADIUM  
RECORDS

BOWLS



## Mississippi State 11 Texas 38

January 1, 1999 - Cotton Bowl - Dallas, Texas

Playing in their first traditional New Year's Day bowl game since the 1941 Orange Bowl, the Bulldogs faced an enormous task in trying to stop the University of Texas and its Heisman Trophy winner Ricky Williams. Behind Williams' Cotton Bowl record 203 yards rushing and two touchdowns, the Longhorns snapped their seven-game losing slide to Jackie Sherrill and defeated Mississippi State 38-11 in the Southwestern Bell Cotton Bowl Classic.

Texas struck early in the contest behind the arm of quarterback Major Applewhite. The freshman found Wayne McGarity late in the opening period on a 59-yard scoring strike, giving Texas an early 7-0 lead.

The Longhorns took advantage of good field position and a long pass play to take a 14-0 lead, as Applewhite again called McGarity's number for a 52-yard touchdown with 5:11 to go in the first half.

Mississippi State would close out the scoring in the half with a 39-yard field goal from senior Brian Hazelwood.

After showcasing their passing game in the first half, Texas began to exploit a tired Bulldog defense with a running game that featured the NCAA's career rushing leader in Williams, who got the scoring started in the second half with a 37-yard gallop to stretch the Longhorns' lead to 21-3 just 2:26 into the second half. A Kris Stockton field goal would extend the UT lead to 24-3 six minutes later.

The Bulldog offense, led by James Johnson's 112 yards on the ground, still struggled to find its niche against a stubborn Texas defense. An injury to star all-purpose receiver Kevin Prentiss in the opening half made their task even more difficult. Unable to keep the weary MSU defense off the field, the Bulldogs were victimized by another Williams' scoring run at the 2:42 mark of the third period as Texas grabbed control of the contest with a 31-3 advantage.

<b>Mississippi State</b>	<b>0</b>	<b>3</b>	<b>0</b>	<b>8</b>	<b>=</b>	<b>11</b>
<b>Texas</b>	<b>7</b>	<b>7</b>	<b>24</b>	<b>0</b>	<b>=</b>	<b>38</b>

**UT** — McGarity 59 pass from Applewhite (Stockton kick), 2:17 1st  
**UT** — McGarity 52 pass from Applewhite (Stockton kick), 5:11 2nd  
**MSU** — Hazelwood 39 FG, 2:32 2nd  
**UT** — R. Williams 37 run (Stockton kick), 12:34 3rd  
**UT** — Stockton 47 FG, 6:39 3rd  
**UT** — R. Williams 2 run (Stockton kick), 2:42 3rd  
**UT** — Cavil 18 pass from Applewhite (Stockton kick), 0:14 3rd  
**MSU** — Grant 5 pass from Wyatt (J. Johnson rush), 10:07 4th

	<b>MSU</b>	<b>UT</b>
<b>First Downs</b>	18	27
<b>Rushes-Yards</b>	32-87	43-238
<b>Passing Yards</b>	205	225
<b>Passes (C-A-I)</b>	16-40-1	15-26-0
<b>Total Offense</b>	292	463
<b>Fumbles-Lost</b>	2-1	1-0
<b>Penalties-Yards</b>	9-89	5-55
<b>Time of Possession</b>	27:59	32:01

**RUSHING: (MSU)** J.Johnson 22-112, D.McKinley 2-7, Rainey 1-2, Prather 1-(-3), Madkin 4-(-11), Wyatt 2-(-20); **(UT)** R.Williams 30-203 2TD, Mitchell 7-26, Brown 3-15, Applewhite 3-(-6).

**PASSING: (MSU)** Wyatt 12-24-0 156 1TD, Madkin 4-16-1 49; **(UT)** Applewhite 15-26-0 225 3TD.

**RECEIVING: (MSU)** Grant 4-62 1TD, K.Cooper 4-38, Love 2-33, Kelly 2-14, J.Johnson 1-22, D.McKinley 1-20, Prentiss 1-8, Butler 1-8; **(UT)** R.Williams 5-45, McGarity 4-132 2TD, Cavil 3-31 1TD, Lewis 2-26, Nunez 1-(-9).

**Attendance:** 72,611



# 1999 PEACH BOWL



## Mississippi State Clemson

17  
7

December 30, 1999 - The Georgia Dome - Atlanta, Georgia

Behind the impetus that had been the key all season — defense — Mississippi State downed Clemson 17-7 in the 1999 Chick-fil-A Peach Bowl in Atlanta's Georgia Dome.

The win gave State its 10th victory of the season, grouping the '99 Bulldogs with MSU's '40 edition which also posted 10 victories.

MSU notched the win despite allowing the most yardage it had all season (391), with 301 of that coming from quarterback Brandon Streeter who passed 50 times in the game.

Defense was the norm in the first half for both squads as the teams played to a scoreless tie at halftime. The closest either team got to a score in the first half was when Clemson advanced to State's 9-yard line late in the first quarter. But Tiger Tony Lazzara's field goal attempt was blocked by Bulldog senior Robert Bean, who registered his seventh career blocked kick.

State wasted little time breaking the scoring ice in the second half. After Pig Prather returned the opening kickoff after intermission 45 yards to the MSU 47-yard line, the Bulldogs drove 31 yards on seven plays to set up a 39-yard field goal from Scott Westerfield at the 12:39 mark.

Three possessions later, Clemson threatened to answer, driving to the State 13 where it faced a fourth-and-7. The Tigers elected to go for it, but the MSU defense held firm, with defensive lineman John Hilliard batting down a Streeter pass.

The quarter would end with State leading 3-0. The fourth quarter would be quite a different story in terms of point production, as the teams combined for three touchdowns in the final frame.

State extended its lead to 10-0 on the first full drive of the final period, going 43 yards on 10 plays with quarterback Wayne Madkin scrambling for a 2-yard score. The drive was set up at Clemson's 43-yard line on an interception by Bulldog Eugene Clinton, one of five State pickoffs in the contest.

Clemson would answer on the ensuing possession with its only score of the night. The Tigers drove 70 yards on eight plays with Streeter diving in from a yard out.

But State was not intimidated. The Bulldogs answered that challenge with a solid eight-play, 57-yard charge of their own. Madkin, the game's Most Valuable Offensive Player, found tailback Dontae Walker on the left side and Walker jaunted 15 yards for the touchdown which iced the game for MSU at 17-7 with 4:31 remaining in regulation.

Mississippi State	0	0	3	14	=	17
Clemson	0	0	0	7	=	28

MSU — Westerfield 39 FG, 12:39

MSU — Madkin 2 run (Westerfield kick), 11:40

CU — Streeter 1 run (Lazzara kick), 8:15

MSU — D.Walker 15 pass from Madkin (Westerfield kick), 4:31

	MSU	CU
First Downs	16	24
Rushes-Yards	33-89	34-85
Passing Yards	176	306
Passes (C-A-I)	17-38-0	25-56-5
Total Offense	265	391
Fumbles-Lost	2-1	1-1
Penalties-Yards	21-188	8-82
Time of Possession	30:41	29:19

**RUSHING: (CU)** Rambert 18-70, Dantzler 9-8, Streeter 4-7 1TD, Wofford 1-5, Witherspoon 1-2, Zachery 1-(-7). **(MSU)** Madkin 5-37 1TD, Miller 10-24, D.Walker 9-18, Rainey 3-14, Griffith 3-1, Gibson 1-0, Team 2-(-5).

**PASSING: (CU)** Streeter 24-44-4-301, Dantzler 1-6-1-5. **(MSU)** Madkin 17-38-0-176 1TD.

**RECEIVING: (CU)** Gardner 7-75, Wofford 6-147, Lawyer 5-46, Cyrgalis 2-21, Rambert 2-8, Bailey 1-9, Seth 1-3, Reames 1-(-3). **(MSU)** Miller 3-54, Sirmones 2-21, D.Walker 2-20 1TD, Griffith 2-14, McCaskey 2-9, M.Butler 1-21, Love 1-20, Huntington 1-6, Lee 1-5, Gibson 1-3, Belcher 1-3.

**Attendance:** 73,315

GENERAL INFO

2013 BULLDOGS

COACHES

2012 SEASON  
RECAP

FOOTBALL  
HISTORY

TEAM RECORDS

INDIVIDUAL  
RECORDS

STADIUM  
RECORDS

BOWLS

# 2000 INDEPENDENCE BOWL



## Mississippi State 41 Texas A&M 38 (OT)

December 31, 2000 - Independence Bowl - Shreveport, Louisiana

Willie Blade blocked an extra point, Julius Griffith ran it to the end zone for a two-point conversion, and Wayne Madkin scored from 6 yards out — all in overtime — to give Mississippi State a hard-fought, 43-41 decision over Texas A&M in the snow-filled Independence Bowl.

The Aggies took advantage of a couple of early MSU miscues on the snow-covered field to take a 14-0 edge seven minutes into the game. After scoring following a mishandled MSU snap just over two minutes into the contest, A&M continued to control momentum on fullback Ja'Mar Toombs' 4-yard plunge. Toombs had a game-high 193 yards.

Jackie Sherrill's Bulldogs fought back in the second quarter. With Toombs running through the State defense, Dontae Walker returned the favor to the Aggie stoppers, tallying 143 yards of his own. The sophomore took a handoff up the middle and scurried for 40 of those yards over the goal line to cut the lead.

With just over a minute until halftime, State scored behind Wayne Madkin. After the junior quarterback rushed for 10 yards, he connected on two pass plays, the second a four-yard score to Dencenzo Miller to tie the game at 14.

A&M bounced back with 31 seconds left in the half to take a 20-14 lead into the locker room. Quarterback Mark Farris lofted a ball high and deep into the heavy falling snow, finding Robert Ferguson on a 42-yard score.

The Aggies tried to put the game out of reach with two fourth-quarter touchdowns. On the opening play of the period, Farris once again went deep, this time connecting with Bethel Johnson on a 35-yard strike. A two-point conversion put the Aggies up 28-21. Toombs extended the lead on the following possession, rushing in from 13 yards to give A&M a 35-21 edge.

Walker cut the lead back to seven as he rushed in from 32 yards out, and, after a Marco Minor interception put MSU at the Aggie 4-yard line, Madkin found tight end Donald Lee in the end zone for the touchdown that sent the game into overtime, tied 35-35.

In the extra session, Toombs rushed in from 25 yards out on the first play to put A&M up 41-35. Blade reached up and blocked the Aggie extra point try. Eugene Clinton picked up the loose ball and pitched to Griffith who ran it in for two points.

Faced with a must-score situation on State's first overtime try, Madkin rushed down to the Aggies' 6-yard line and then took a keeper into the end zone to clinch the 43-41 win in what has become known as "Snow Bowl 2000".

Mississippi State	0	14	7	14	8	=43
Texas A&M	14	6	0	15	6	=41

**TAMU** — Whitaker 9 run (Kitchens kick), 12:56, 1st  
**TAMU** — Toombs 4 run (Kitchens kick), 8:06, 1st  
**MSU** — Walker 40 run (Westerfield kick), 9:22, 2nd  
**MSU** — Miller 4 pass from Madkin (Westerfield kick), 7:22, 2nd  
**TAMU** — Ferguson 42 pass from Farris (Kitchens kick failed), 0:46, 2nd  
**MSU** — Walker 1 run (Westerfield kick), 11:55, 3rd  
**TAMU** — Johnson 35 pass from Farris (Whitaker rush), 14:51, 4th  
**TAMU** — Toombs 13 run (Kitchens kick), 9:20, 4th  
**MSU** — Walker 32 run (Westerfield kick), 8:17, 4th  
**MSU** — D.Lee 3 pass from Madkin (Westerfield kick), 1:30, 4th  
**TAMU** — Toombs 25 run (Kitchens kick failed)  
**MSU** — Griffith PAT return  
**MSU** — Madkin 6 run

	MSU	TAMU
<b>First Downs</b>	16	14
<b>Rushes-Yards</b>	40-246	47-209
<b>Passing Yards</b>	71	133
<b>Passes (C-A-I)</b>	9-19-0	9-11-1
<b>Total Offense</b>	317	342
<b>Fumbles-Lost</b>	4-1	1-1
<b>Penalties-Yards</b>	6-45	7-71
<b>Time of Possession</b>	28:59	31:01

**RUSHING: (MSU)** Walker 16-143 3TD, Miller 11-48, Jus. Griffith 2-17, Madkin 11-38 TD. **(TAMU)** Toombs 35-193 3TD, Whitaker 8-16 TD, Weber 2-2, Farris 2-(-2).

**PASSING: (MSU)** Madkin 9-19-0-71 2TD. **(TAMU)** Farris 9-11-1-133 2TD.

**RECEIVING: (MSU)** Miller 4-30 TD, D.Lee 2-29 TD, Lindsey 1-7, Butler 1-3, Jus. Griffith 1-2. **(TAMU)** Ferguson 3-54 TD, Toombs 2-(-4), Johnson 1-35 TD, Porter 1-31, Taylor 1-15, Weber 1-2.

**Attendance:** 36,974

GENERAL INFO

2013 BULLDOGS

COACHES

2012 SEASON  
RECAP

FOOTBALL  
HISTORY

TEAM RECORDS

INDIVIDUAL  
RECORDS

STADIUM  
RECORDS

BOWLS



# 2007 LIBERTY BOWL

GENERAL INFO

2013 BULLDOGS

COACHES

2012 SEASON  
RECAP

FOOTBALL  
HISTORY

TEAM RECORDS

INDIVIDUAL  
RECORDS

STADIUM  
RECORDS

BOWLS



## Mississippi State 10 UCF 3

December 29, 2007 - Liberty Bowl Stadium - Memphis, Tennessee

Mississippi State cashed in on Central Florida's fourth turnover of the game, marching to the lone touchdown of the day late in the fourth quarter, to defeat the Knights 10-3 in the 49th renewal of the AutoZone Liberty Bowl, a game that was otherwise very defensive in nature.

With the win, MSU ended the 2007 season at 8-5, its most wins since 2000, and improved to 2-0 all-time over UCF which ended the year 10-4 after winning its last seven games and claiming the Conference USA crown. The Bulldogs also improved to 7-6 all-time in bowl games with the victory and has now been victorious its last three bowl appearances.

The late score, a 1-yard plunge by running back Anthony Dixon, came with just 1:54 remaining in the game. It capped a 10-play, 59-yard drive, State's longest of the day by almost 20 yards, that was setup by Bulldog Keith Fitzhugh's interception of Knight quarterback Kyle Israel, his third throwing miscue of the contest.

But until that point in the game, neither team had generated much offense in a game very much controlled by the defenses. Only two second quarter field goals - one by each team - graced the scoreboard in the first three quarters and the teams would combined for just 418 yards of total offense in the affair.

After a scoreless first quarter started the lowest scoring first half in Liberty Bowl history, UCF finally broke scoring ice after gaining excellent field position at the Bulldog 46 early in the second period. The Knights then moved the ball 18 yards to set up a Michael Torres 45-yard field goal that just cleared the crossbar. UCF led 3-0 with 11:49 to go before the intermission.

After the Knights forced a State punt on the next drive, the Bulldogs got their first break of the afternoon. MSU's Derek Pegues, named the game's Most Valuable Player, picked off the first of two passes at the Knight 46 and returned it 40 yards to the 6-yard line. UCF stood strong, however, and held MSU to a 22-yard Adam Carlson field goal, tying the game at the 6:02 mark.

UCF would have scoring chances on two consecutive drives in the third and fourth periods but Torres, who came into the game having hit 19-of-21 field goals on the year, would miss from 32 and 37 yards on those drives, negating some offensive momentum that the Knights had built at that point in the contest.

Dixon ended the day with 86 yards on 24 carries for the Bulldogs, who managed just 198 yards from scrimmage the entire game.

The game's attendance of 63,816 established a new Liberty Bowl record. The previous record of 61,497 was set in 1991 when the Bulldogs played Air Force.

UCF	0	3	0	0	=	3
Mississippi State	0	3	0	7	=	10

UCF — Torres 45 FG, 11:49, 2nd

MS — Carlson 22 FG, 6:02, 2nd

MS — Dixon 1 run, (Carlson kick), 1:54, 4th

	UCF	MSU
<b>First Downs</b>	13	10
<b>Rushes-Yards</b>	47-131	41-160
<b>Passing Yards</b>	88	39
<b>Passes (C-A-I)</b>	10-24-3	8-20-1
<b>Total Offense</b>	219	199
<b>Fumbles-Lost</b>	2-1	0-0
<b>Penalties-Yards</b>	3-25	5-45
<b>Time of Possession</b>	31:08	28:52

**RUSHING:** (UCF) Smith 35-119, Israel 11-13, Francis 1-(-1). (MSU) Dixon 24-86 TD, Burks 2-25, Carroll 6-21, Ducre 6-20, Smith 1-5, Hart 1-4, Team 1-(-1).

**PASSING:** (UCF) Israel 10-24-3-88. (MSU) Carroll 8-18-1-39, Henig 0-2-0-0.

**RECEIVING:** (UCF) Smith 3-12, Ross 2-27, Rabazinski 2-26, Watters 2-13, Aiken 1-10. (MSU) Ducre 3-10, Smith 2-7, Dixon 1-10, Hart 1-8, Burks 1-4.

**Attendance:** 63,816



## Mississippi State 52 Michigan 14

January 1, 2011 - EverBank Field - Jacksonville, Fla.

It was an offensive clinic from start to finish for Mississippi State, as the Bulldogs manufactured 485 total yards en route to a dominating 52-14 win against Michigan in the 66th annual Gator Bowl at EverBank Field.

Mississippi State set several school bowl records with points scored (52) and margin of victory (38). In addition, the 485 total yards of offense were second only to the 499 gained against North Carolina in the 1974 Sun Bowl.

Chris Relf, named the game's MVP, completed 18 of his 23 passes for 281 yards and three touchdowns. The 281 passing yards were the second most in MSU bowl history. They are also the only two quarterbacks to throw for more than 200 yards in a bowl game. Relf, a junior from Montgomery, Ala., also scored on the ground from 1-yard out and finished with 311 total yards.

As prolific as MSU's offense was, so too was the defense. The Bulldogs held the Wolverines (7-6) to 342 yards, with 153 coming in the opening quarter. Michigan did enjoy a 14-10 lead after the first frame, but failed to score another point the remainder of the game.

Quarterback Denard Robinson was limited to a season-low 51 yards after grounding out 59 in the first quarter.

Robinson's arm produced the game's first points when he connected with Roy Roundtree for a 10-yard scoring strike. MSU quickly answered, though, and evened the score when Relf hit Arceto Clark from 4 yards out.

On their next possession, the Bulldogs took their first lead at 10-7 on a 42-yard field goal by Derek DePasquale. Back came the Wolverines, however, who went back on top following a 27-yard touchdown pass from Robinson to Martavious Odoms.

That play, though, would be Michigan's last highlight of the game. From that point, it was all Mississippi State.

With 11:38 left in the first half, Vick Ballard scored the first of his three touchdowns to give MSU a 17-14 lead. Then with 6:35 remaining, Relf found the end zone to extend the advantage to 24-14.

But the Bulldogs weren't done, as they scored again with 25 seconds left, this time on a 15-yard pass from Relf to Ricco Sanders, his first-career TD reception, for a 31-14 lead.

In the second half, the Bulldogs, who converted 9 of their 17 third-down attempts and were 5 of 5 on fourth down, got two more touchdowns from Ballard covering 1 and 7 yards. Ballard finished the year with 19 rushing touchdowns, breaking the single-season mark of 16 set by Jackie Parker in 1952.

MSU's final points were the result of a 31-yard pass from Relf to Michael Carr, the first touchdown of the freshman's career.

<b>Mississippi State</b>	<b>10</b>	<b>21</b>	<b>14</b>	<b>7</b>	<b>=</b>	<b>52</b>
<b>Michigan</b>	<b>14</b>	<b>0</b>	<b>0</b>	<b>0</b>	<b>=</b>	<b>14</b>

**MICH** - Roundtree 10 pass from Robinson (Gibbons kick), 10:56, 1st  
**MS** - Arceto Clark 4 yd pass from Chris Relf (D. DePasquale kick), 5:31, 1st  
**MS** - D. DePasquale 42 yd field goal, 2:23, 1st  
**MICH** - Odoms, M. 27 yd pass from Robinson, D. (Gibbons, B. kick), 0:34, 1st  
**MS** - Vick Ballard 2 yd run (D. DePasquale kick), 11:38, 2nd  
**MS** - Chris Relf 1 yd run (D. DePasquale kick), 6:35, 2nd  
**MS** - Ricco Sanders 15 yd pass from Chris Relf (D. DePasquale kick), 0:25, 2nd  
**MS** - Vick Ballard 1 yd run (D. DePasquale kick), 6:19, 3rd  
**MS** - Vick Ballard 7 yd run (D. DePasquale kick), 0:10, 3rd  
**MS** - Michael Carr 31 yd pass from Chris Relf (D. DePasquale kick), 10:31, 4th

	<b>MSU</b>	<b>MICH</b>
<b>First Downs</b>	26	17
<b>Rushes-Yards</b>	58-204	25-88
<b>Passing Yards</b>	281	254
<b>Passes (C-A-I)</b>	18-23-1	27-41-1
<b>Total Offense</b>	485	342
<b>Fumbles-Lost</b>	0-0	1-1
<b>Penalties-Yards</b>	3-23	5-40
<b>Time of Possession</b>	35:15	24:45

**RUSHING: (MSU)** Vick Ballard 20-76; L. Perkins 9-40; Robert Elliott 6-36; Chris Relf 15-30; Adrian Marcus 7-24; Tyler Russell 1-minus 2. **(Michigan)** Robinson, D. 11-59; Shaw, Michael 4-19; Smith, Vincent 7-13; Toussaint, F. 2-5; Grady, Kelvin 1-minus 8.

**PASSING: (MSU)** Chris Relf 18-23-1-281. **(Michigan)** Robinson, D. 27-41-1-254.

**RECEIVING: (MSU)** Chris Smith 4-46; Michael Carr 3-65; Arceto Clark 3-45; L. Perkins 2-79; Ricco Sanders 2-23; Brandon Heavens 2-12; Vick Ballard 2-11. **(Michigan)** Roundtree, Roy 9-53; Stonum, Darryl 7-59; Hemingway, J. 4-49; Koger, Kevin 2-42; Smith, Vincent 2-17; Odoms, M. 1-27; Toussaint, F. 1-5; Shaw, Michael 1-2.

**Attendance:** 68,325



# 2011 MUSIC CITY BOWL



## Mississippi State 23 Wake Forest 17

December 30, 2011 - LP Field - Nashville, Tennessee

NASHVILLE - Donning the Maroon and White for the final time, senior running back Vick Ballard put the team on his back as he rushed for a career-high 180 yards and two touchdowns to propel Mississippi State to a 23-17 victory against Wake Forest in the Franklin American Mortgage Music City Bowl.

The Pascagoula, Miss., native was named MVP, while his production was the second best in MSU bowl history.

It was the Bulldogs' fifth-consecutive bowl win, a streak that tied Rutgers for the longest in the nation. MSU also improved to 9-6 in bowl outings, with a 4-2 mark against ACC foes.

Ballard deserves a bulk of the credit for MSU's latest achievement, breaking free down the sidelines for a 60-yard scoring scamper with 34 seconds left in the opening quarter to even the game at 7-apiece after the Demon Deacons had scored on a 14-yard run by Brandon Pendergrass.

In the second quarter, Mississippi State turned to its passing game to take the lead for good when senior quarterback Chris Relf connected with a wide open Arceto Clark for a 31-yard scoring strike and a 13-7 advantage following the missed PAT. The touchdown was set up when junior defensive end and All-American Fletcher Cox blocked a Wake Forest field goal.

The final points of the half resulted in a 33-yard Derek DePasquale field goal which put MSU up, 16-7.

In the second half, though, Wake Forest grabbed the early momentum when Tommy Bohanon closed the gap to 16-14 on a 1-yard plunge. However, it would be as close as the Demon Deacons would get.

Ballard made sure of that in the fourth quarter when he broke free for a 72-yard touchdown, the longest in MSU bowl history, to swell the lead to 23-14.

Wake would score again on a 46-yard field goal by Jimmy Newman, but from that point the MSU defense thwarted any comeback hopes by taking its play to another level.

Offensively, MSU outgained Wake, 382-287. Relf threw for 129 yards on 12-of-19 passing, while also rushing for another 64 yards en route to finishing his career as MSU's winningest quarterback (15-7).

The defense was led by the play of Cox and Corey Broomfield, who registered a career-best two tackles behind the line of scrimmage to go along with a team-high nine tackles. It was a unit that recorded six sacks, the most since having seven in a 47-35 home win against No. 3 Florida on Sept. 30, 2000.

**Mississippi State** 7 9 0 7 = 23

**Wake Forest** 7 0 7 3 = 17

**WF** — Pendergrass 14 run (Newman kick), 4:24 1st

**MS** — Vick Ballard 60 run (DePasquale kick), 3:04 1st

**MS** — Arceto Clark 31 pass from Chris Relf (DePasquale kick failed), 12:41 2nd

**MS** - DePasquale 33 yd field goal, 5:44 2nd

**WF** - Bohanon 1 run (Newman kick), 11:00 3rd

**MS** - Vick Ballard 72 run (DePasquale kick), 12:53 4th

**WF** - Newman 46 yd field goal, 3:27 4th

	MSU	WF
<b>First Downs</b>	14	21
<b>Rushes-Yards</b>	39-253	38-63
<b>Passing Yards</b>	129	224
<b>Passes (C-A-I)</b>	12-20-2	26-48-0
<b>Total Offense</b>	382	287
<b>Fumbles-Lost</b>	3-2	0-0
<b>Penalties-Yards</b>	6-48	5-39
<b>Time of Possession</b>	24:10	35:50

**RUSHING: (MSU)** Ballard 14-180, Relf 15-64, Perkins 6-15, Team 2-(-2), Bumphis 2-(-4). **(WF)** Pendergrass 24-73, Reynolds 2-8, Givens 2-6, Bohanon 1-1, Team 1-(-1), Price 8-(-24).

**PASSING: (MSU)** Relf 12-19-2-129. **(WF)** Price 24-46-0-214, Wulfeck 1-1-0-1, Davis 1-1-0-9.

**RECEIVING: (MSU)** Smith 5-47, Clark 2-38, Ballard 2-9, M. Johnson 1-37, Perkins 1-1, Bumphis 1-(-3). **(WF)** Campanaro 10-128, Givens 9-54, Pendergrass 2-19, Parker 2-9, Price 1-9, Dembry 1-4, Bush 1-1.

**Attendance:** 55,208

GENERAL INFO

2013 BULLDOGS

COACHES

2012 SEASON RECAP

FOOTBALL HISTORY

TEAM RECORDS

INDIVIDUAL RECORDS

STADIUM RECORDS

BOWLS



## Mississippi State Northwestern

January 1, 2013 - EverBank Field - Jacksonville, Florida

JACKSONVILLE, Fla. – The No. 20 Northwestern Wildcats (10-3) downed the Mississippi State Bulldogs (9-5) 34-20 in the TaxSlayer.com Gator Bowl.

Northwestern wasted no time getting on the board when Quentin Williams returned a Tyler Russell interception 29 yards just 47 seconds into the game.

Jeff Budzien added a pair of field goals on the Wildcats next two drives from 34 and 37 yards, respectively.

The Bulldog defense then stopped the Northwestern offense on back-to-back drives leading to MSU's first points of the day.

Devon Bell got the scoring going with a 27-yard field goal. After MSU forced a three-and-out, Russell connected with Arceto Clark for an 18-yard touchdown and sent State to the locker room only trailing by three.

Nickoe Whitley stopped Northwestern's first drive of the second half with the first of his two interceptions on the day. Three minutes later, Bell tied his career-long with a 47-yard field goal to square the game at 13 apiece.

The Wildcats quickly retook the lead with a six-play, 76-yard drive that only took 1:12 off the clock and then added another touchdown with 1:35 left in the third quarter to take 27-13 lead into the final stanza.

MSU tacked on another touchdown when Russell floated a pass to Malcolm Johnson in center of the endzone just 3:18 into the fourth quarter.

The MSU defense forced another three-and-out on Northwestern's next drive but, Russell's fourth interception of the day was returned 44 yards to the five yard line. The Wildcats punched in their final touchdown to secure the win.

Josh Robinson finished the game as State's leading rusher with 91 yards on seven carries. Junior LaDarius Perkins added 85 yards on 19 carries.

Clark finished with three catches for 36 yards and a touchdown, while Johnson hauled in two catches for 24 yards and a score. Chad Bumphis also grabbed three catches for 18 yards in his final game as a Bulldog.

Russell completed 12-of-28 for 106 yards, two touchdowns and four interceptions.

<b>Mississippi State</b>	<b>0</b>	<b>10</b>	<b>3</b>	<b>7</b>	<b>=</b>	<b>20</b>
<b>Northwestern</b>	<b>10</b>	<b>3</b>	<b>14</b>	<b>7</b>	<b>=</b>	<b>34</b>

**NU** - Williams 29 yd interception return (Budzien kick), 14:13 1st

**NU** - Budzien 34 yd field goal, 4:49 1st

**NU** - Budzien 37 yd field goal, 14:48 2nd

**MS** - Devon Bell 27 yd field goal, 4:48 2nd

**MS** - Arceto Clark 18 yd reception from Tyler Russell (Bell kick), 1:06, 2nd

**MS** - Bell 47 yd field goal, 10:37 3rd

**NU** - Jones 3 yd run (Budzien kick), 9:25 3rd

**NU** - Siemian 4 yd run (Budzien kick), :26 3rd

**MS** - Malcolm Johnson 14 yd reception from Russell (Bell kick), 11:42 4th

**NU** - Mark 3 yd run (Budzien kick) 8:10 4th

	<b>MSU</b>	<b>NU</b>
<b>First Downs</b>	18	19
<b>Rushes-Yards</b>	33-186	40-161
<b>Passing Yards</b>	106	196
<b>Passes (C-A-I)</b>	12-29-4	21-36-3
<b>Total Offense</b>	292	357
<b>Fumbles-Lost</b>	0-0	1-0
<b>Penalties-Yards</b>	6-47	2-20
<b>Time of Possession</b>	26:12	33:48

**RUSHING: (MSU)** Perkins 19-91, Robinson 7-91, Prescott 2-20, Bumphis 1-3, Russell 4-11. **(NU)** Colter 11-73, Mark 13-60, Siemian 2-14, Jones 6-14, Trumpy 3-7, Riley 2-5, Team 3-0.

**PASSING: (MSU)** Russell 12-28-4-106, Prescott 0-1-0-0. **(NU)** Siemian 12-20-1-120, Colter 9-16-2-76.

**RECEIVING: (MSU)** Clark 3-36, M. Johnson 2-24, Smith 2-24, Bumphis 3-18, Marcus 1-7, Robinson 1-(-3) **(NU)** Vitale 7-82, Fields 2-41, Jones 5-39, Lawrence 2-18, Prater 2-7, Riley 1-6, Mark 2-3

**Attendance:** 48,612



# EXPANSION & RENOVATION

GENERAL INFO

2013 BULLDOGS

COACHES

2012 SEASON RECAP

FOOTBALL HISTORY

TEAM RECORDS

INDIVIDUAL RECORDS

STADIUM RECORDS

BOWLS

## HISTORY OF SCOTT FIELD

**1914** – Mississippi A&M's football field moves to its current stadium location and is called the "New Athletic Field."

**1920** – Student body adopts a resolution name the field Scott Field in honor of Don Scott, famed Olympic runner and Bulldog football standout from 1915-16.

**1928** – Permanent seating for 3,000 fans is built on the west side of Scott Field at a cost of \$15,000. In addition portable stands are placed on the east side of the field with a similar capacity.

**1936** – Construction begins on concrete stands on the west side with Works Progress Administration labor. The new concrete facility will seat 8,000, while bleachers on the east side and in the end zone bring capacity to 20,000.

**1948** – Scott Field is enlarged to 35,000 by increasing the west side concrete stands to 15,000 and the construction of 12,000 concrete seats on the east side of the stadium.

**1983** – End zone seating structures are removed, reducing capacity to 32,000.

**1986** – A \$7.2 million expansion occurs, adding 9,000 seats to Scott Field's west side, including a 5,500-seat upper deck, 1,700 chairback seats extending from the stadium's original structure, and another 1,000 chairbacks flanking the press box. Two 1,700-seat sections are also added to the west side stands, bringing total capacity to 40,656.

**1999** – Plans are announced for the largest expansion project in stadium history. A \$30-million effort, backed largely by longtime MSU supporter Davis Wade, will add an estimated 10,500 seats and 50 luxury skyboxes, bringing total capacity to approximately 55,000 by the 2002 season. The new stadium, when completed, is renamed Davis Wade Stadium at Scott Field.

**2005** – Permanent end zone seating replaces temporary bleacher seating at the north end of the stadium, bringing official capacity to 55,082.

**2012** – Construction begins on a \$75-million expansion of the north end zone and the renovation of the west side concourse, bringing official capacity to 61,337.

## EXPANSION AND RENOVATION FACTS

First Game in Renovated Stadium August 31, 2014 vs. Southern Miss  
Total Project Cost Approx. \$75 million

Areas Expanded/Renovated North Endzone and West Concourse

Current Capacity	55,082
Future Capacity	61,337
Total New Seating	8,815
Net Seating Increase	6,255

Grandstand Seating Increase	7,076
Premium Seating Increase	1,739
Scoreboard Club	1,155
Loge Seating	236
Suite Capacity (22 suites)	288
Field-Level Suites	60

Current Elevators	5
Future Elevators	12

Current Restroom Fixtures	313
Future Restroom Fixtures	621

Current Permanent Concessions	110
Future Permanent Concessions	156



1923



1946



1955



1989



TODAY



2014

# Davis Wade Stadium

## Expansion And Renovation



OPENING AUG. 31, 2014 VS. SOUTHERN MISS



[MSUBulldogClub.com](http://MSUBulldogClub.com)



## 2013 SCHEDULE



**AUG. 31**  
vs. Oklahoma State  
(at Houston, Texas)



**SEPT. 7**  
ALCORN STATE



**SEPT. 14**  
at Auburn



**SEPT. 21**  
TROY



**OCT. 5**  
LSU



**OCT. 12**  
BOWLING GREEN  
(Homecoming)



**OCT. 24**  
KENTUCKY



**NOV. 2**  
at South Carolina



**NOV. 9**  
at Texas A&M



**NOV. 16**  
ALABAMA



**NOV. 23**  
vs. Arkansas  
(at Little Rock, Ark.)



**NOV. 28**  
OLE MISS

^ - at Reliant Stadium, Houston, Texas;  
# - at War Memorial Stadium, Little Rock, Ark.

**HAILSTATE.COM**

**KALEB EULLS**  
Junior Defensive Lineman

**DILLON DAY**  
Junior Offensive Lineman



@MStateFB



Facebook.com/MStateFB



HailStateFB